

(19) World Intellectual Property Organization  
International Bureau



(43) International Publication Date  
27 November 2008 (27.11.2008)

PCT

(10) International Publication Number  
**WO 2008/143416 A1**

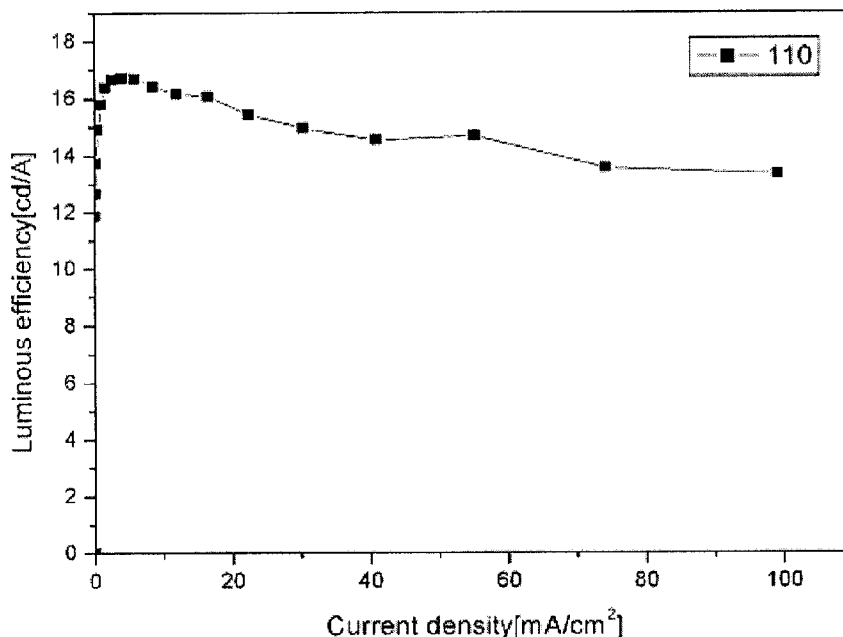
- (51) International Patent Classification:  
*C09K 11/06* (2006.01)
- (21) International Application Number:  
PCT/KR2008/002573
- (22) International Filing Date: 8 May 2008 (08.05.2008)
- (25) Filing Language: Korean
- (26) Publication Language: English
- (30) Priority Data:  
10-2007-0049004 21 May 2007 (21.05.2007) KR
- (71) Applicant (for all designated States except US): **GRACEL DISPLAY INC.** [KR/KR]; 5floor Samyang Techno Town, 284-25 Seongsoo-2ga-3dong, Seongdong-gu, Seoul 133-833 (KR).
- (72) Inventors; and
- (75) Inventors/Applicants (for US only): **LEE, Mi Ae** [KR/KR]; #112-202, Deokhyeon Apt., Gyomun-dong, Guri-si, Gyeonggi-do 471-020 (KR). **KWON, Hyuck Joo** [KR/KR]; #224-2001, Samsung Raemian 2 Cha Apt., Jangan-dong, Dongdaemun-gu, Seoul 130-100 (KR). **CHO, Young Jun** [KR/KR]; #101-1111, Samsung Apt., 15-1, Donam-dong, Seongbuk-gu, Seoul 136-060 (KR). **KIM, Bong Ok** [KR/KR]; #101-1108, Hansol Apt., 4,

- Samseong-dong, Gangnam-gu, Seoul 135-090 (KR). **KIM, Sung Min** [KR/KR]; #102, Salemhouse, 392-27, Hwagok 8-dong, Gangseo-gu, Seoul 157-886 (KR). **YOON, Seung Soo** [KR/KR]; #405-1409, Samik Apt., Suseo-dong, Gangnam-gu, Seoul 135-884 (KR).
- (74) Agents: **KWON, Oh-Sig** et al.; 4F, Joeeunleaderstel, 921 Dunsan-dong, Seo-gu, Daejeon 302-120 (KR).
- (81) Designated States (unless otherwise indicated, for every kind of national protection available): AE, AG, AL, AM, AO, AT, AU, AZ, BA, BB, BG, BH, BR, BW, BY, BZ, CA, CH, CN, CO, CR, CU, CZ, DE, DK, DM, DO, DZ, EC, EE, EG, ES, FI, GB, GD, GE, GH, GM, GT, HN, HR, HU, ID, IL, IN, IS, JP, KE, KG, KM, KN, KP, KZ, LA, LC, LK, LR, LS, LT, LU, LY, MA, MD, ME, MG, MK, MN, MW, MX, MY, MZ, NA, NG, NI, NO, NZ, OM, PG, PH, PL, PT, RO, RS, RU, SC, SD, SE, SG, SK, SL, SM, SV, SY, TJ, TM, TN, TR, TT, TZ, UA, UG, US, UZ, VC, VN, ZA, ZM, ZW.
- (84) Designated States (unless otherwise indicated, for every kind of regional protection available): ARIPO (BW, GH, GM, KE, LS, MW, MZ, NA, SD, SL, SZ, TZ, UG, ZM, ZW), Eurasian (AM, AZ, BY, KG, KZ, MD, RU, TJ, TM), European (AT, BE, BG, CH, CY, CZ, DE, DK, EE, ES, FI, FR, GB, GR, HR, HU, IE, IS, IT, LT, LU, LV, MC, MT, NL,

[Continued on next page]

(54) Title: ORGANIC ELECTROLUMINESCENT COMPOUNDS AND ORGANIC LIGHT EMITTING DIODE USING THE SAME

【Figure 2】



(57) Abstract: The present invention relates to novel organic electroluminescent compounds and organic light emitting diodes comprising the same. Since the organic electroluminescent compounds according to the invention have good luminous efficiency and life property as an electroluminescent material, OLED's having very good operation lifetime can be produced.

WO 2008/143416 A1



---

NO, PL, PT, RO, SE, SI, SK, TR), OAPI (BF, BJ, CF, CG,  
CI, CM, GA, GN, GQ, GW, ML, MR, NE, SN, TD, TG).

**Published:**  
— *with international search report*

**【DESCRIPTION】****【Invention Title】**

ORGANIC ELECTROLUMINESCENT COMPOUNDS AND ORGANIC LIGHT  
EMITTING DIODE USING THE SAME

5

**【Technical Field】**

The present invention relates to novel organic electroluminescent compounds and organic light emitting diodes comprising the same.

10

**【Background Art】**

As the modern society comes into information-oriented age, the importance of a display, which plays a role of interface between the electronic information device and human being, increases. As a novel planar display technique, OLED's have been actively investigated throughout the world, since OLED's show excellent display property as self-luminescent device, and the manufacture is easy because of simple device structure, and enable manufacturing of ultra-thin and ultra-light weight displays.

20

OLED device usually consists of a plurality of thin layers of organic compound between a cathode and an anode made of metal. Electrons and holes injected through the cathode and anode are transmitted to an electroluminescent layer via an

electron injection layer and an electron transportation layer, and a hole injection layer and a hole transportation layer, respectively, to form excitons, which degrade into stable state to emit light. In particular, the properties of an OLED  
5 largely depend on the properties of the organic electroluminescent compound employed. Accordingly studies on core organic materials having enhanced performances have been actively achieved.

The core organic materials are classified into  
10 electroluminescent materials, carrier injection and transportation materials in view of their functions. The electroluminescent materials can be classified into host materials and dopant materials. Usually, as the device structure with most excellent EL properties, structures  
15 comprising a core organic thin film layer employing host-dopant doping system have been known.

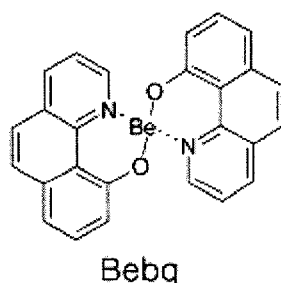
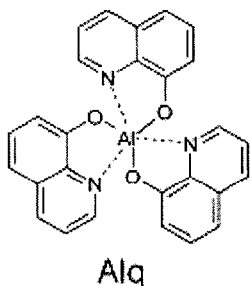
Recently, small size displays are practically used, so that development of OLED's with high efficiency and long life is raising as an urgent subject. This would be an important  
20 milestone in the field of practical use of medium to large size OLED panels. Thus, development of core organic materials having more excellent properties as compared to conventional core organic materials is urgently required. From this point of view, development of host materials, carrier injection and

transportation materials is one of the important subjects to be solved.

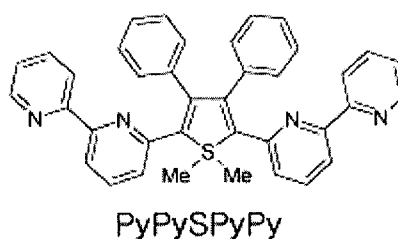
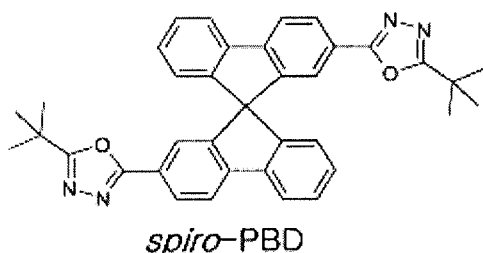
Desirable properties for host material as solid state solvent and energy deliverer or material for carrier injection or transportation in an OLED are high purity and appropriate molecular weight to enable vacuum vapor deposition. In addition, they should ensure thermal stability with high glass transition temperature and thermal decomposition temperature, and they should have high electrochemical stability for long life of the product, and easily form an amorphous thin layer. Particularly, it is very important for them to have good adhesion with the material of other adjacent layers, along with difficulties in interlayer migration.

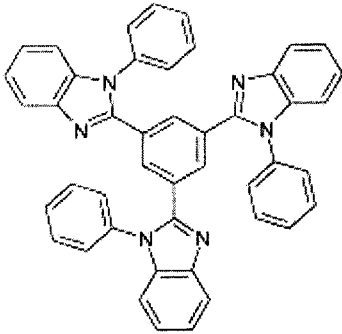
Representative examples for conventional electron transportation material include aluminum complexes such as tris(8-hydroxyquinoline)aluminum (III) (Alq), which had been used prior to the multilayer thin film OLED's disclosed by Kodak in 1987; and beryllium complexes such as bis(10-hydroxybenzo-[h]quinolinato)beryllium (Bebq), which was reported in the middle of 1990's in Japan [T. Sato et al., *J. Mater. Chem.* 10 (2000) 1151]. However, the limitation of the materials has come to the fore as OLED's have been practically used since 2002. Thereafter, many electron transportation

materials of high performance have been investigated and reported to approach their practical use.



5 In the meanwhile, non-metal complex electron transportation materials of good features which have been reported up to the present include spiro-PBD [N. Jahansson et al., *Adv. Mater.* 10 (1998) 1136], PyPySPyPy [M. Uchida et al., *Chem. Mater.* 13 (2001) 2680] and TPBI [Y. -T. Tao et al., *Appl.*  
10 *Phys. Lett.* 77 (2000) 1575] of Kodak. However, there remain various needs for improvement in terms of electroluminescent properties and lifetime.





TPBI

Particularly noticeable is that conventional electron transportation materials have only slightly improved operation voltage as compared to what was reported, or show the problem of considerable reduction of device operation lifetime. In addition, the materials exhibit adverse effects such as deviation in device lifetime for each color and deterioration of thermal stability. Up to the present, those adverse effects are in the way to achieve the objects such as reasonable power consumption and increased luminance, which have been the issues in manufacturing large-size OLED panels.

**【Disclosure】****【Technical Problem】**

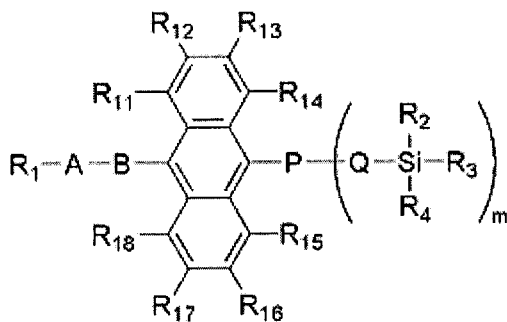
The object of the invention is to solve the problems described above, and to provide organic electroluminescent compounds with improved electroluminescent properties, excellent power efficiency property and operation lifetime of the device, as compared to that from conventional electron

transportation materials. Another object of the invention is to provide an organic light emitting diode comprising said organic electroluminescent compound.

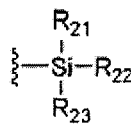
5 **【Technical Solution】**

The present invention relates to organic electroluminescent compounds represented by Chemical Formula (1) and organic light emitting diodes comprising the same. Since the organic electroluminescent compounds according to the  
 10 invention have excellent electroluminescent properties, power efficiency and life property of the device, OLED's having very good operation lifetime can be produced.

[Chemical Formula 1]



15 wherein, A, B, P and Q independently represent a chemical bond, or (C<sub>6</sub>-C<sub>30</sub>)arylene with or without one or more substituent(s) selected from a linear or branched and saturated or unsaturated (C<sub>1</sub>-C<sub>30</sub>)alkyl with or without halogen substituent(s), (C<sub>6</sub>-C<sub>30</sub>)aryl and halogen;



R<sub>1</sub> represents hydrogen, (C<sub>6</sub>-C<sub>30</sub>)aryl or

R<sub>2</sub>, R<sub>3</sub> and R<sub>4</sub> independently represent a linear or branched and saturated or unsaturated (C<sub>1</sub>-C<sub>30</sub>)alkyl or (C<sub>6</sub>-C<sub>30</sub>)aryl;

R<sub>11</sub> through R<sub>18</sub> independently represent hydrogen, or a  
5 linear or branched and saturated or unsaturated (C<sub>1</sub>-C<sub>30</sub>)alkyl or (C<sub>6</sub>-C<sub>30</sub>)aryl;

R<sub>21</sub>, R<sub>22</sub> and R<sub>23</sub> independently represent a linear or branched and saturated or unsaturated (C<sub>1</sub>-C<sub>30</sub>)alkyl or (C<sub>6</sub>-C<sub>30</sub>)aryl; and

10 m is an integer of 1 or 2;

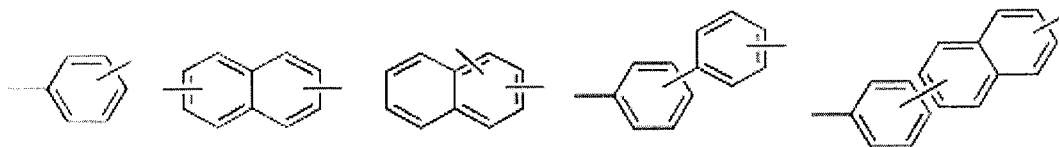
provided that A, B, P and Q are not chemical bonds all at the same time; if both -A-B- and -P-Q- are phenylene, R<sub>1</sub> necessarily represents hydrogen; excluding both -A-B- and -P-Q- being spirobifluorenylenes, the arylene or aryl may be  
15 further substituted by a linear or branched and saturated or unsaturated (C<sub>1</sub>-C<sub>30</sub>)alkyl, (C<sub>1</sub>-C<sub>30</sub>)alkoxy, halogen, (C<sub>3</sub>-C<sub>12</sub>)cycloalkyl, phenyl, naphthyl or anthryl.

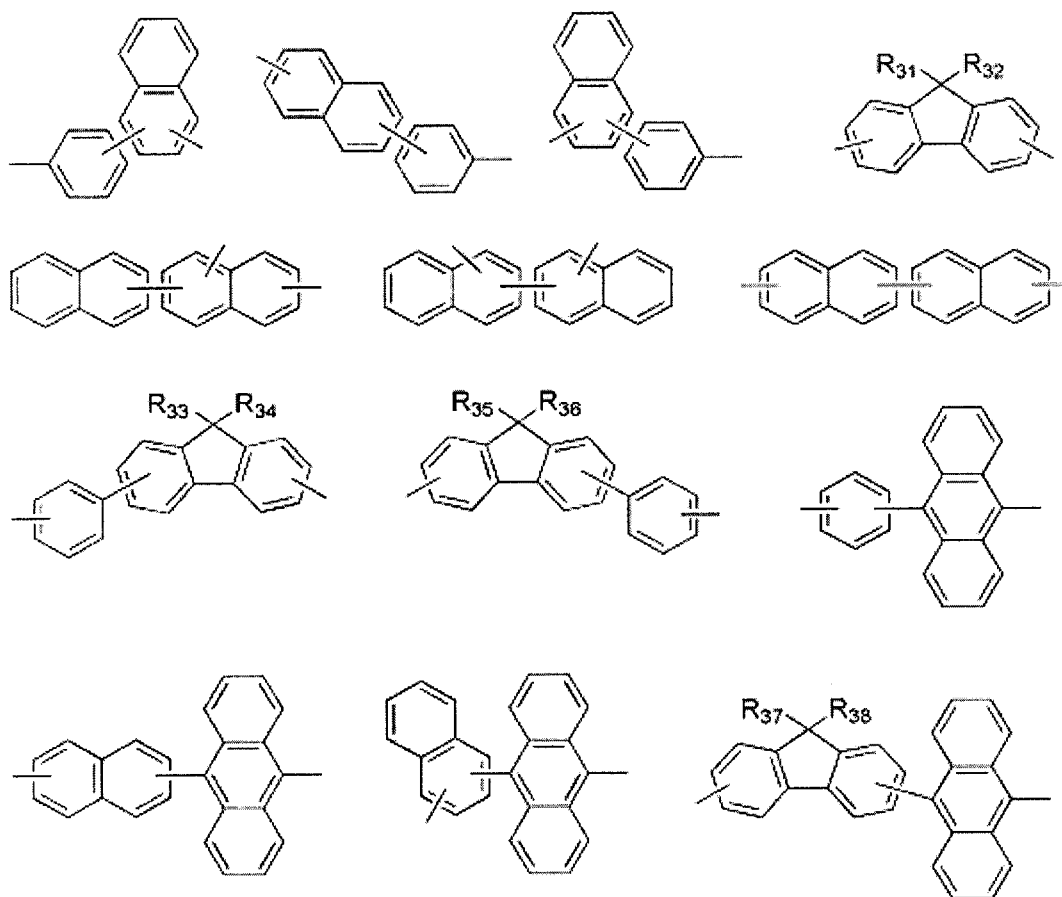
In Chemical Formula (1), R<sub>1</sub> represents hydrogen, phenyl, naphthyl, anthryl, biphenyl, phenanthryl, naphthacenyl, fluorenyl, 9,9-dimethyl-fluoren-2-yl, pyrenyl, phenylenyl, fluoranthenyl, trimethylsilyl, triethylsilyl, tripropylsilyl, tri(t-butyl)silyl, t-butyl dimethylsilyl, triphenylsilyl or phenyldimethylsilyl; R<sub>2</sub>, R<sub>3</sub> and R<sub>4</sub> independently represent  
20

methyl, ethyl, n-propyl, i-propyl, i-butyl, t-butyl, n-pentyl, i-amyl, n-hexyl, n-heptyl, n-octyl, 2-ethylhexyl, n-nonyl, decyl, dodecyl, hexadecyl, phenyl, naphthyl, anthryl or fluorenyl; and R<sub>11</sub> through R<sub>18</sub> are independently selected from  
5 hydrogen, methyl, ethyl, n-propyl, i-propyl, i-butyl, t-butyl, n-pentyl, i-amyl, n-hexyl, n-heptyl, n-octyl, 2-ethylhexyl, n-nonyl, decyl, dodecyl, hexadecyl, phenyl, naphthyl, anthryl and fluorenyl.

In the Chemical Formulas according to the present  
10 invention, it is referred to as 'a chemical bond' if A or B does not comprise any element but it is simply linked to R<sub>1</sub> or anthracene, or P or Q does not comprise any element but it is simply linked to Si or anthracene; but A, B, P and Q are not chemical bonds all at the same time. If both -A-B- and -P-Q-  
15 are phenylene, R<sub>1</sub> necessarily represents hydrogen; excluding both -A-B- and -P-Q- being spirobifluorenylenes.

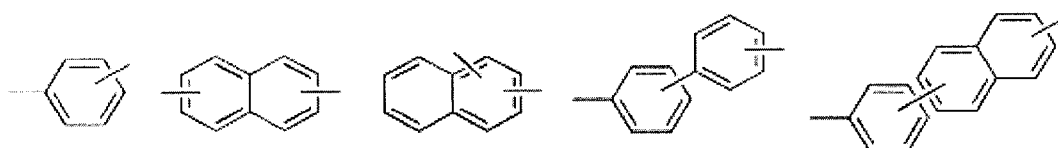
In the organic electroluminescent compounds represented by Chemical Formula (1), -A-B- is selected from the following structures:

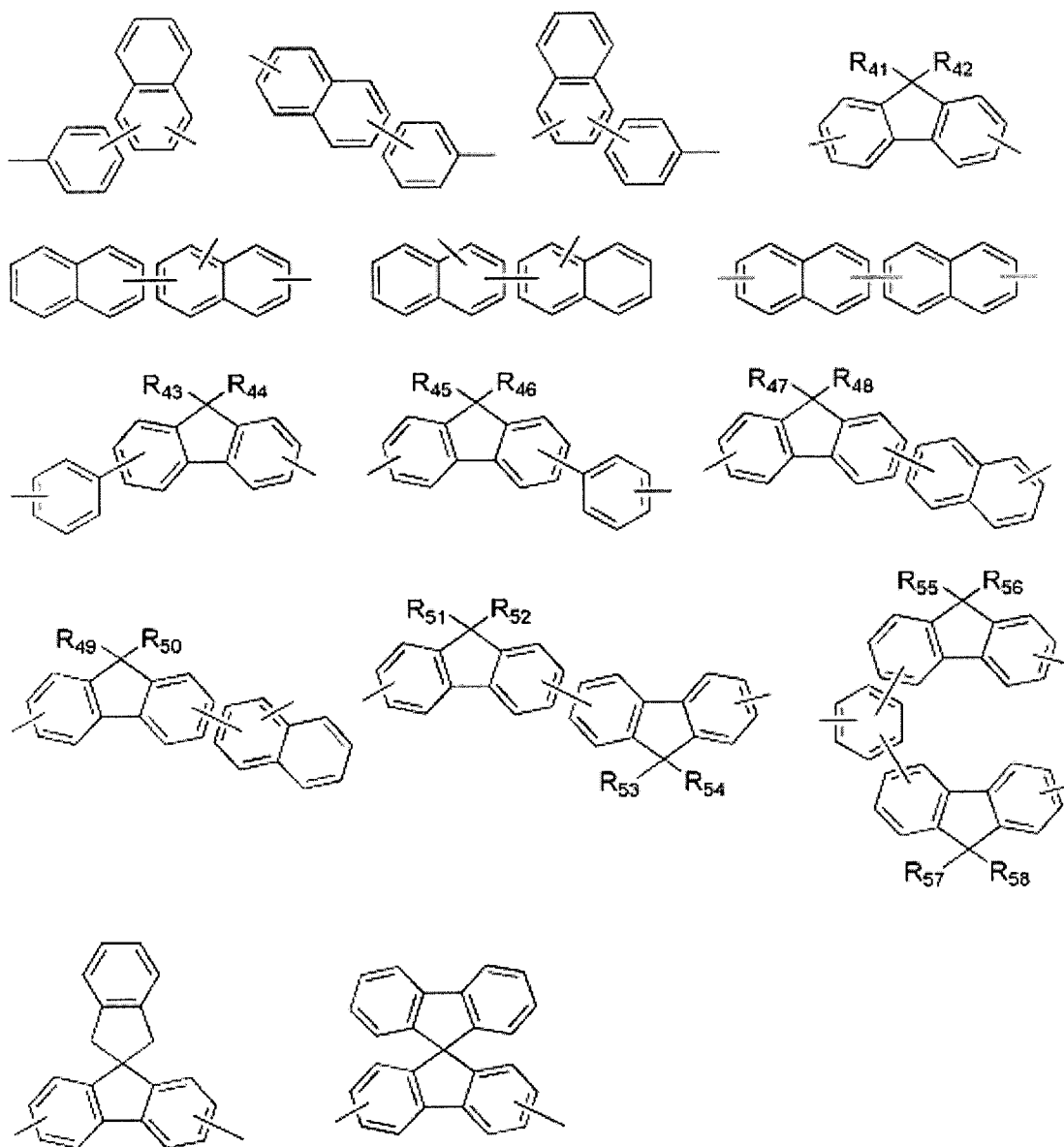




5            wherein,  $R_{31}$ ,  $R_{32}$ ,  $R_{33}$ ,  $R_{34}$ ,  $R_{35}$ ,  $R_{36}$ ,  $R_{37}$  and  $R_{38}$  independently represent hydrogen, methyl, ethyl, propyl, butyl, isobutyl, pentyl, hexyl, ethylhexyl, heptyl, octyl, isooctyl, nonyl, dodecyl, hexadecyl, phenyl, tolyl, biphenyl, benzyl, naphthyl, anthryl or fluorenyl.

10           In the organic electroluminescent compounds represented by Chemical Formula (1), -P-Q- is selected from the following structures:





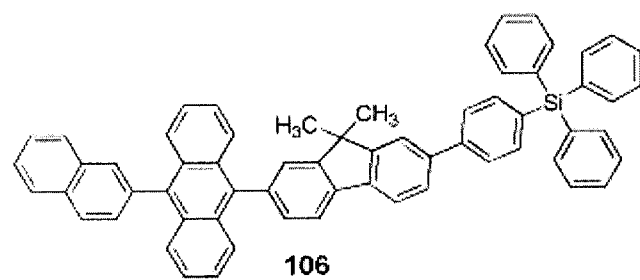
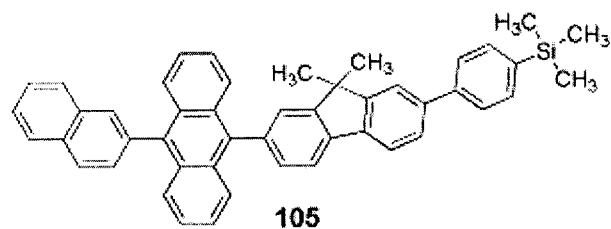
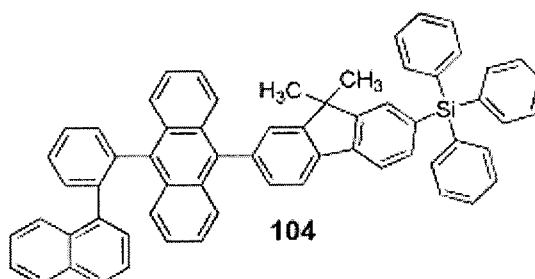
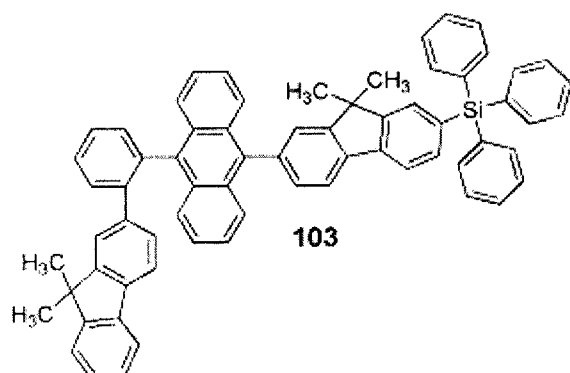
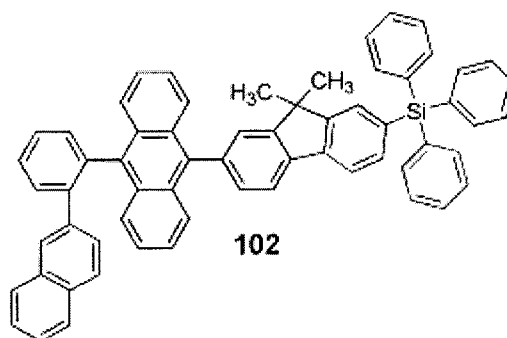
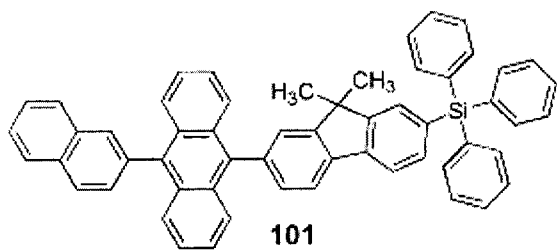
5

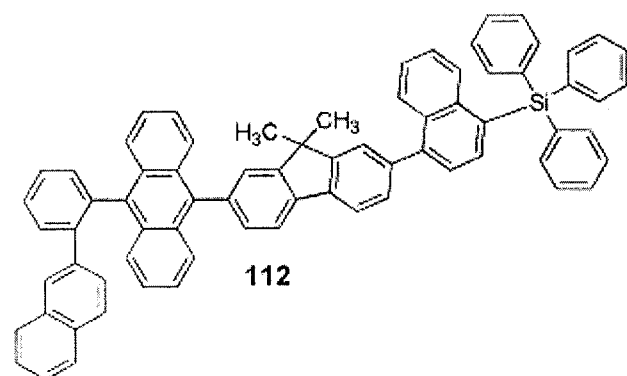
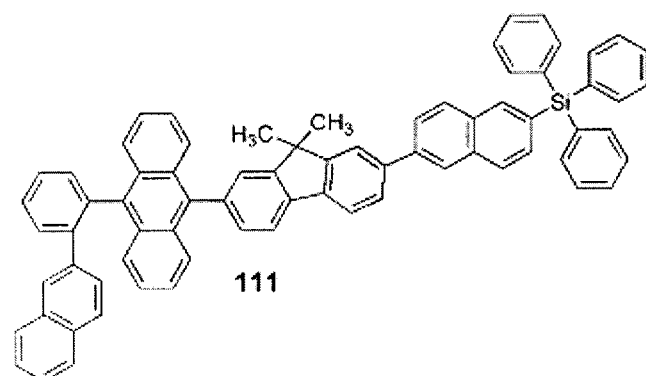
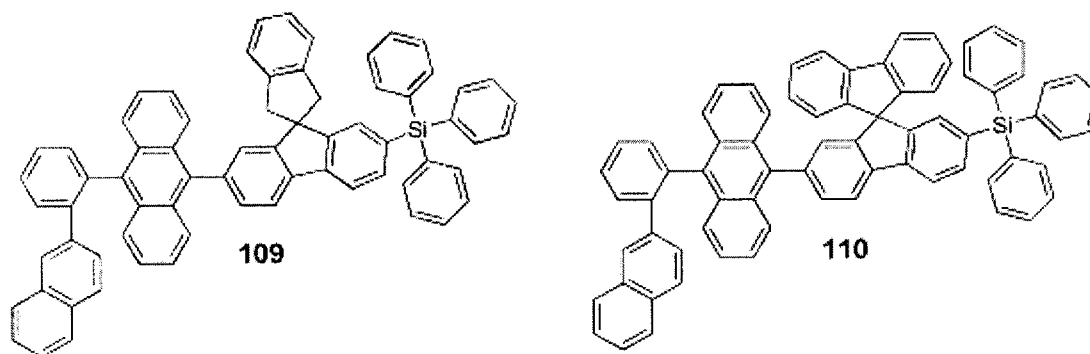
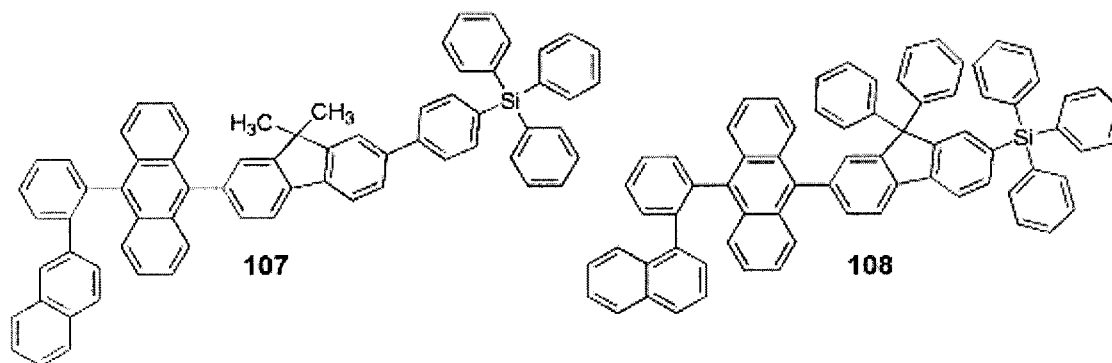
wherein, R<sub>41</sub> through R<sub>58</sub> independently represent hydrogen, methyl, ethyl, propyl, butyl, isobutyl, pentyl, hexyl, ethylhexyl, heptyl, octyl, isooctyl, nonyl, dodecyl, hexadecyl, phenyl, tolyl, biphenyl, benzyl, naphthyl, anthryl or fluorenyl.

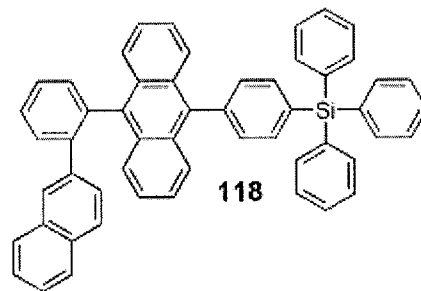
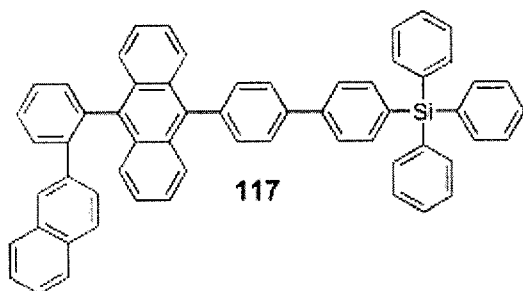
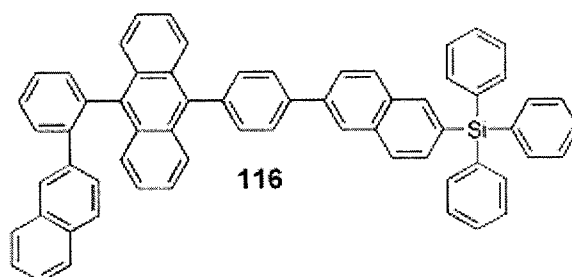
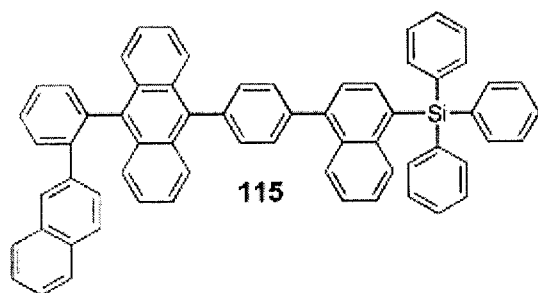
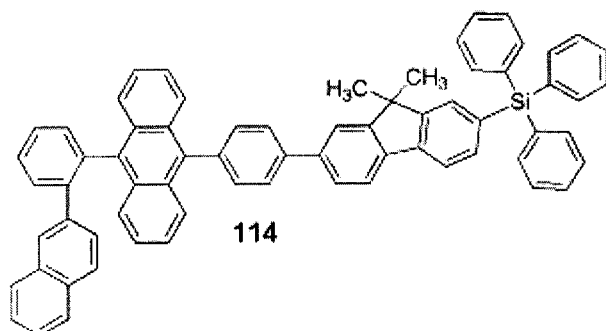
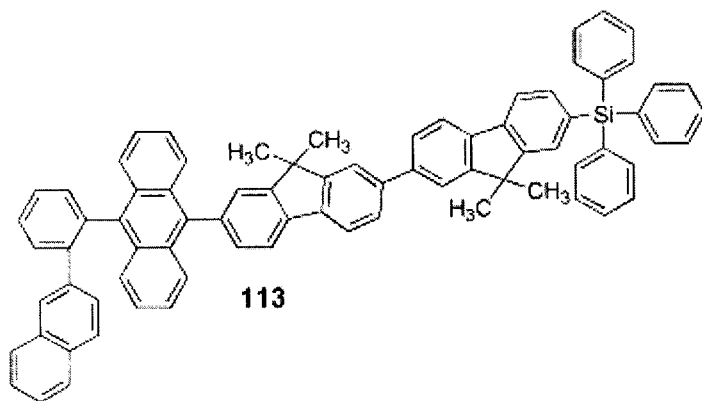
10

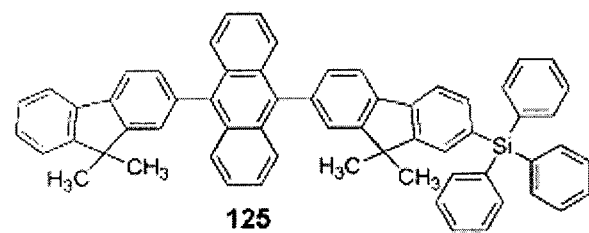
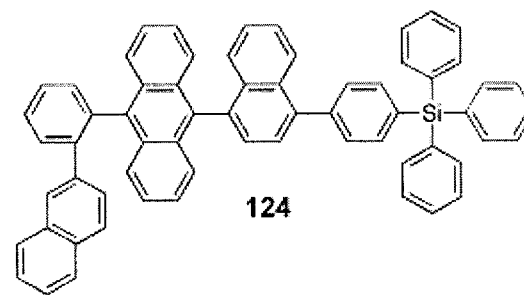
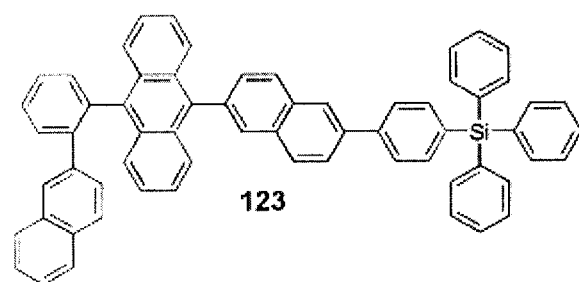
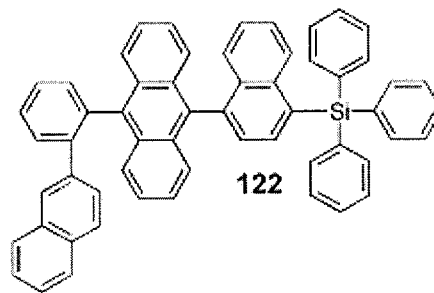
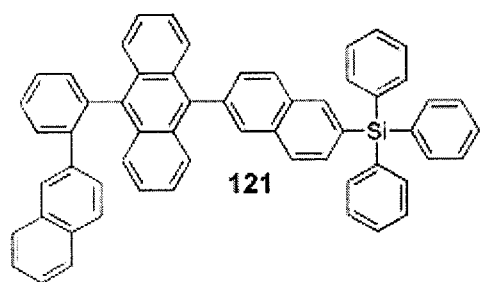
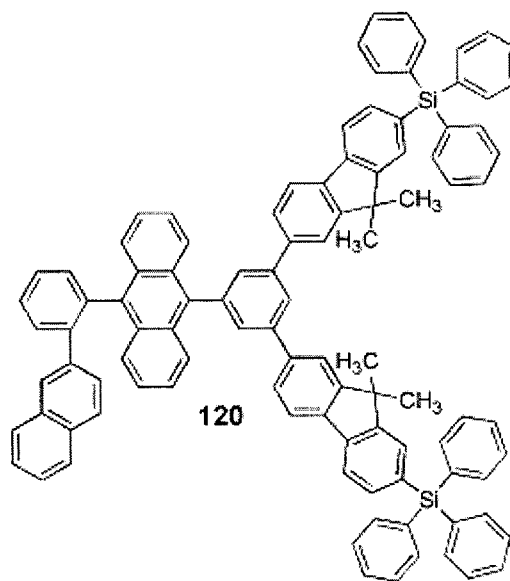
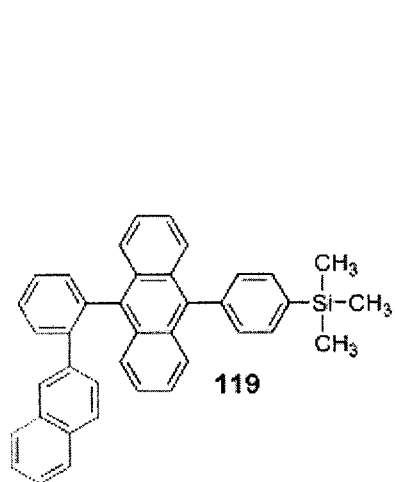
The organic electroluminescent compounds according to the present invention may be specifically exemplified by the

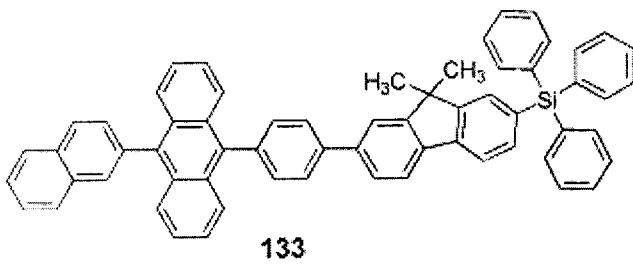
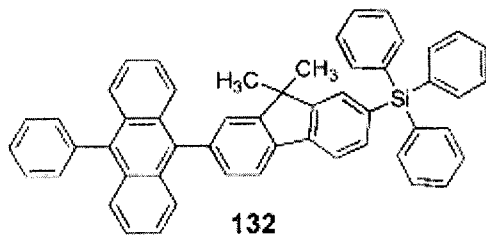
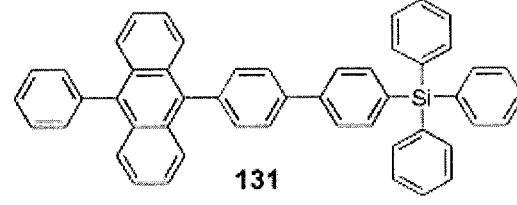
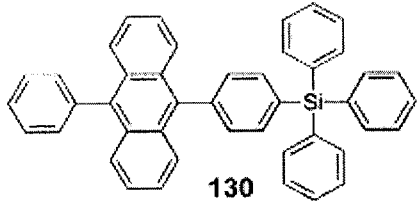
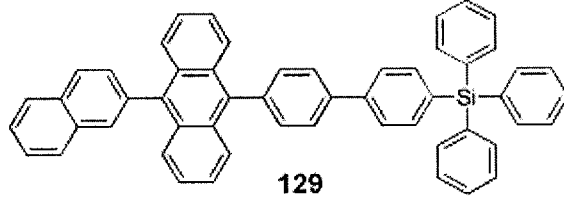
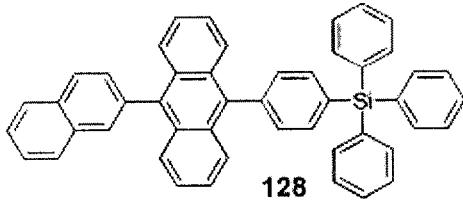
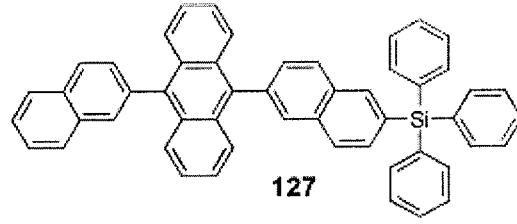
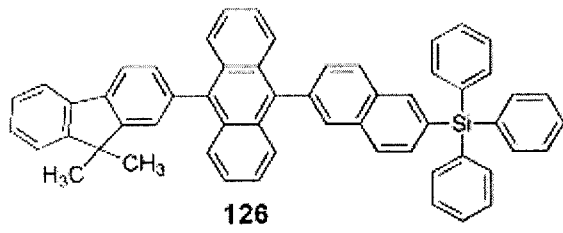
following compounds, but not restricted thereto.



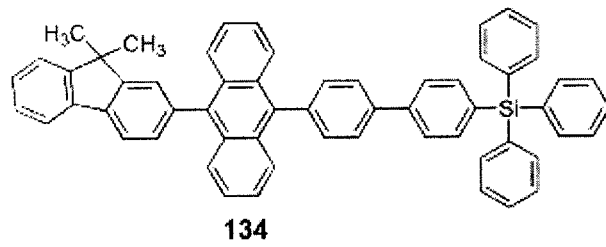


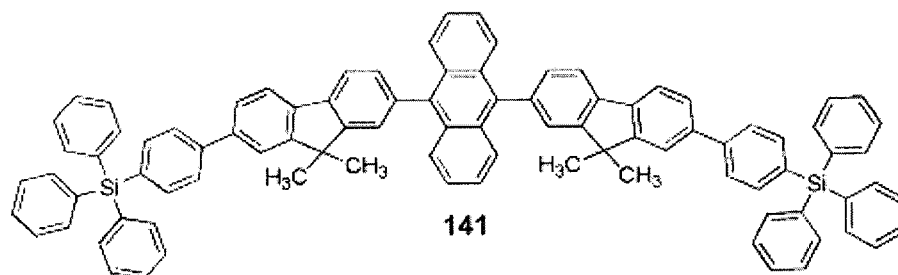
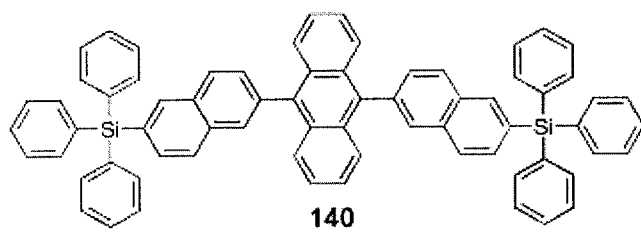
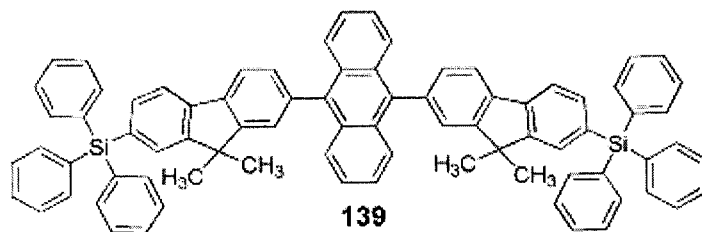
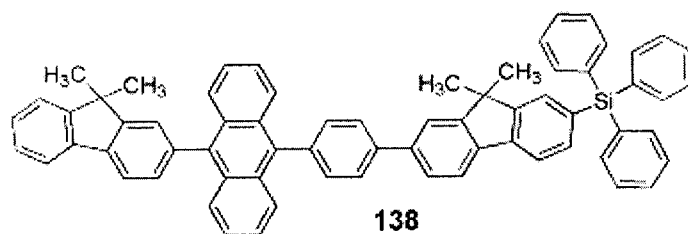
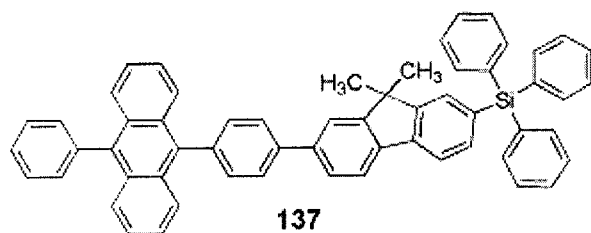
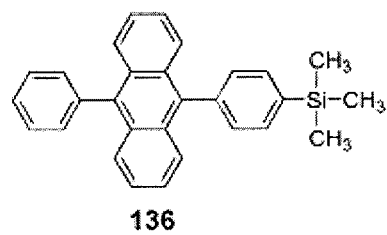
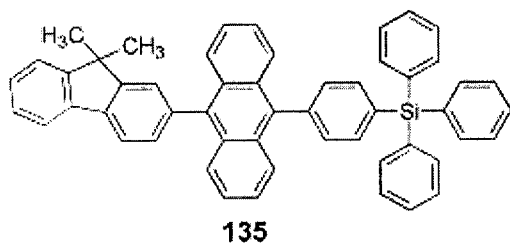


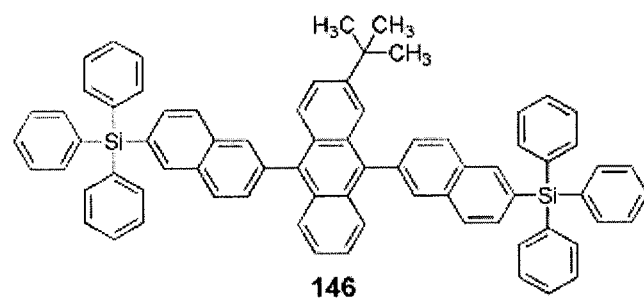
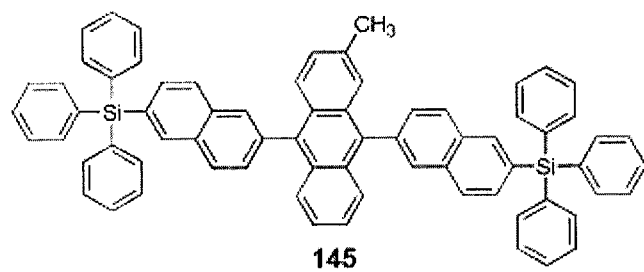
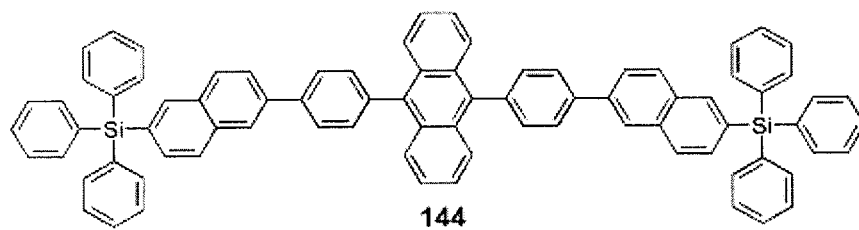
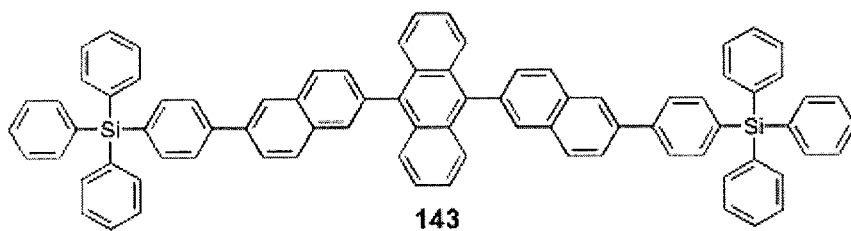
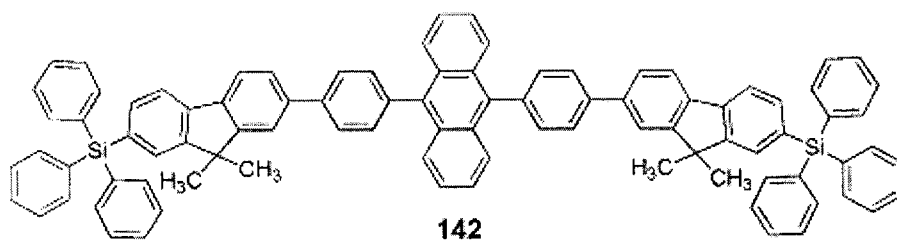


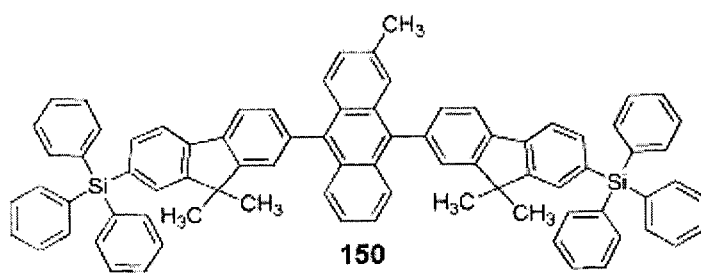
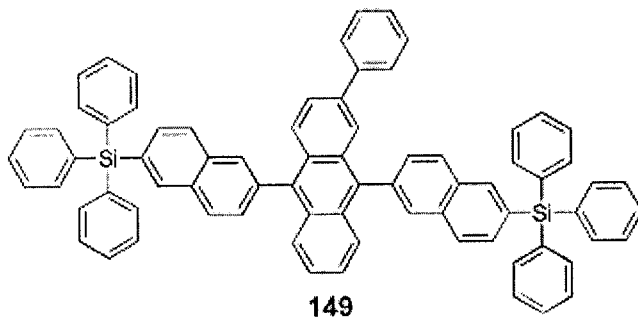
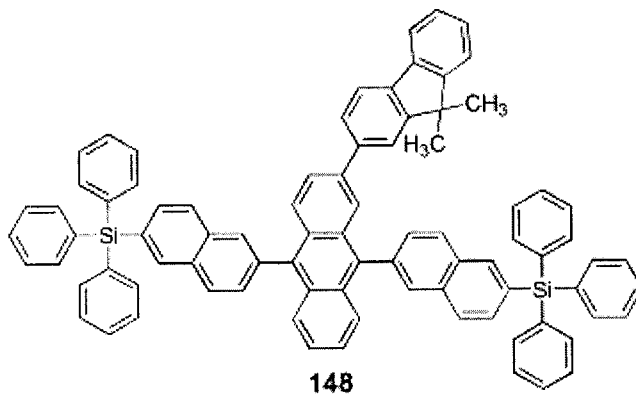
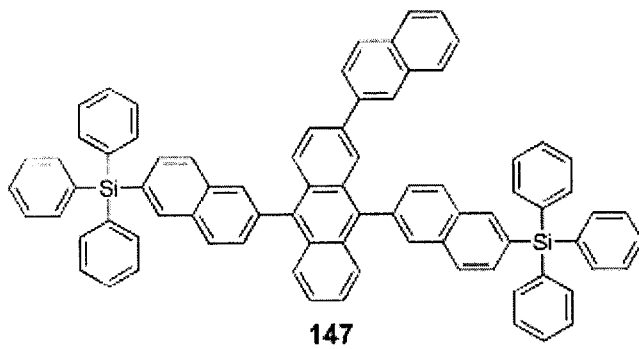


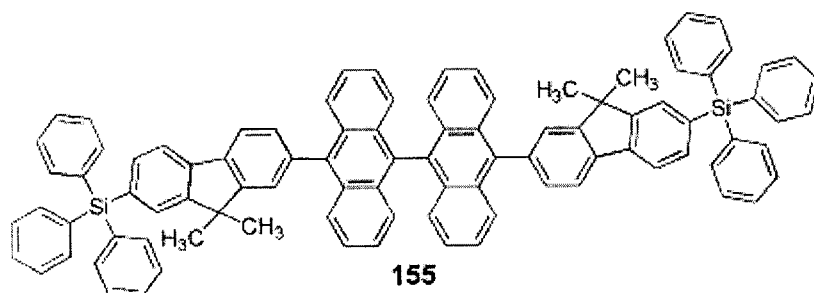
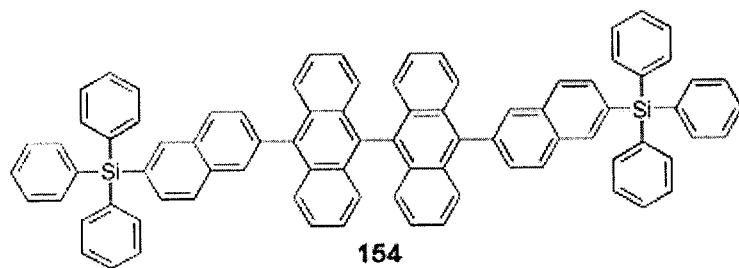
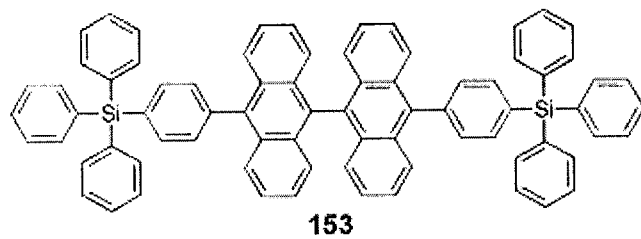
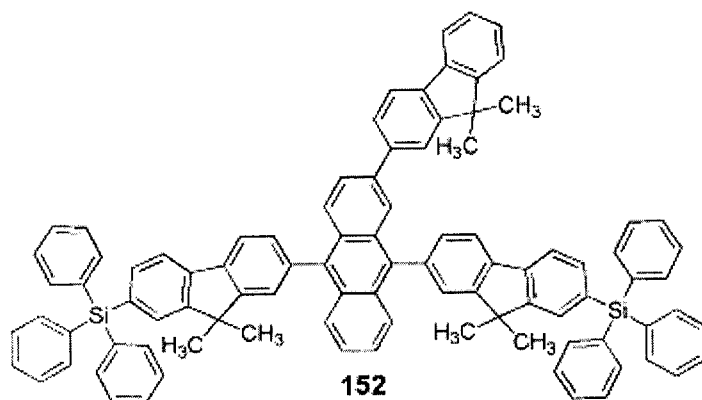
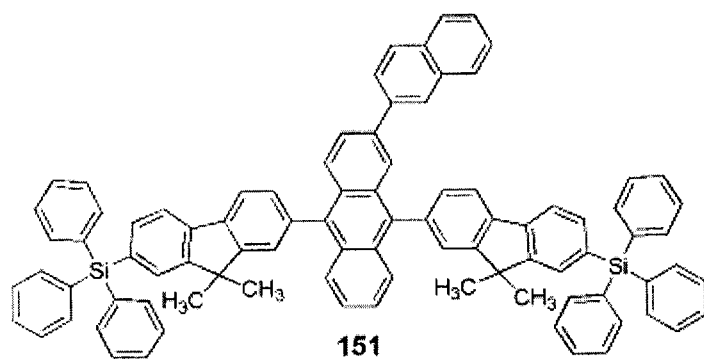
5





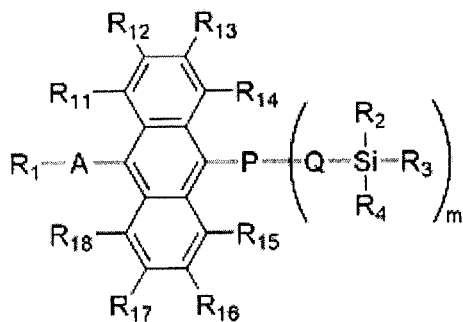






Further, the present invention relates to organic electroluminescent compounds represented by Chemical Formula (2):

[Chemical Formula 2]



5

wherein, A represents phenylene, naphthylene or fluorenylene with or without linear or branched and saturated or unsaturated (C<sub>1</sub>-C<sub>30</sub>)alkyl substituent(s);

P and Q independently represent a chemical bond, or (C<sub>6</sub>-C<sub>30</sub>)arylene with or without one or more substituent(s) selected from a linear or branched and saturated or unsaturated (C<sub>1</sub>-C<sub>30</sub>)alkyl with or without halogen substituent(s), (C<sub>6</sub>-C<sub>30</sub>)aryl and halogen;

R<sub>1</sub> represents hydrogen, phenyl, naphthyl, anthryl, biphenyl, phenanthryl, naphthacenyl, fluorenyl or 9,9-dimethyl-fluoren-2-yl;

R<sub>2</sub>, R<sub>3</sub> and R<sub>4</sub> independently represent a linear or branched and saturated or unsaturated (C<sub>1</sub>-C<sub>30</sub>)alkyl or (C<sub>6</sub>-C<sub>30</sub>)aryl;

R<sub>11</sub> through R<sub>18</sub> independently represent hydrogen, or a linear or branched and saturated or unsaturated (C<sub>1</sub>-C<sub>30</sub>)alkyl

20

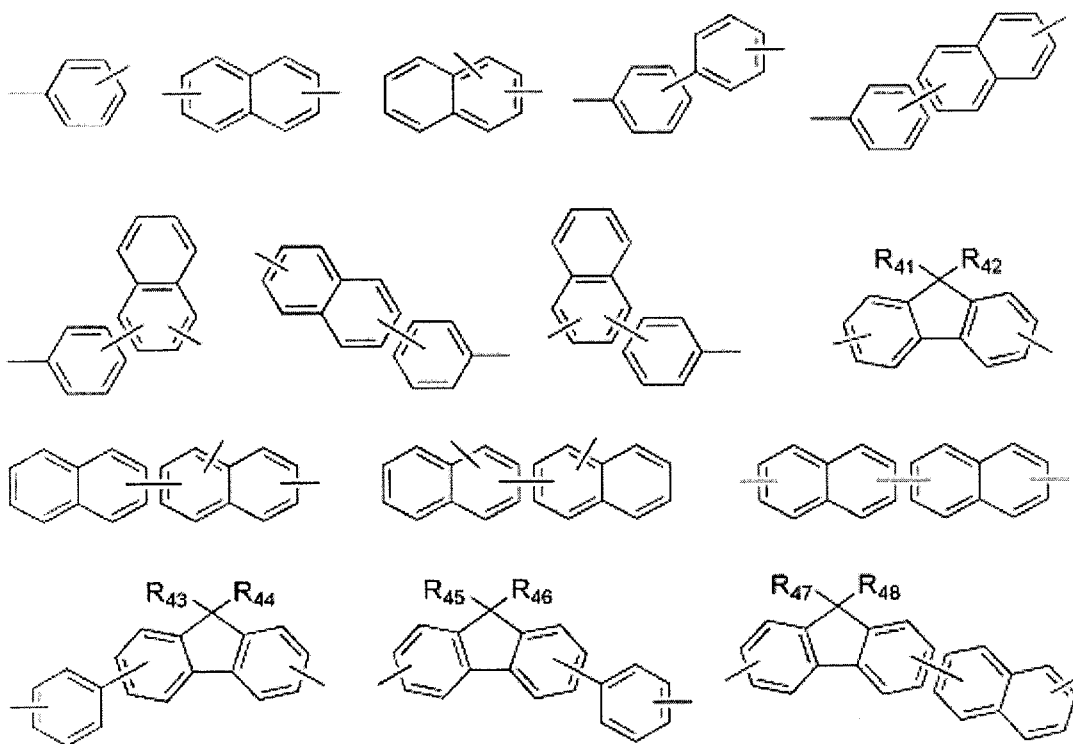
or (C<sub>6</sub>-C<sub>30</sub>)aryl;

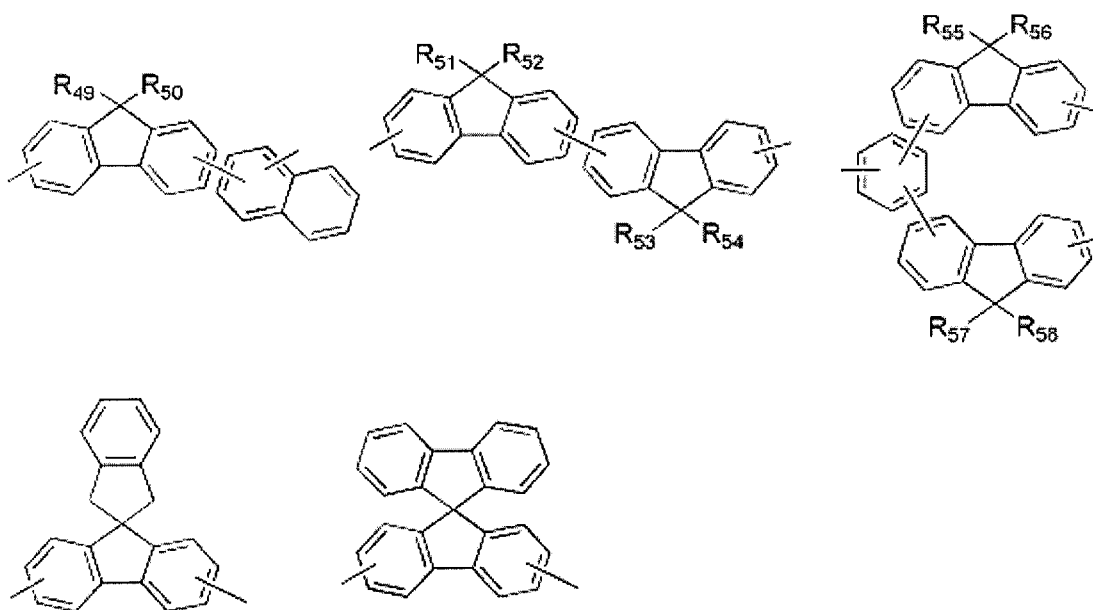
m is an integer of 1 or 2; and

the arylene or aryl may be further substituted by a linear or branched and saturated or unsaturated (C<sub>1</sub>-C<sub>30</sub>)alkyl, (C<sub>1</sub>-C<sub>30</sub>)alkoxy, halogen, (C<sub>3</sub>-C<sub>12</sub>)cycloalkyl, phenyl, naphthyl or anthryl.

In the organic electroluminescent compounds represented by Chemical Formula (2), -P-Q- is selected from the following structures:

10



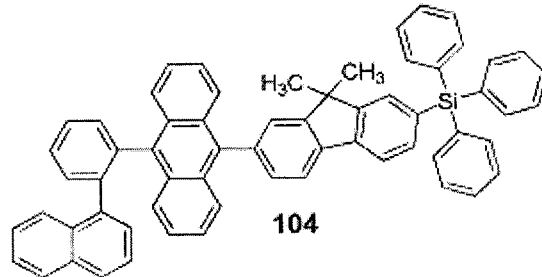
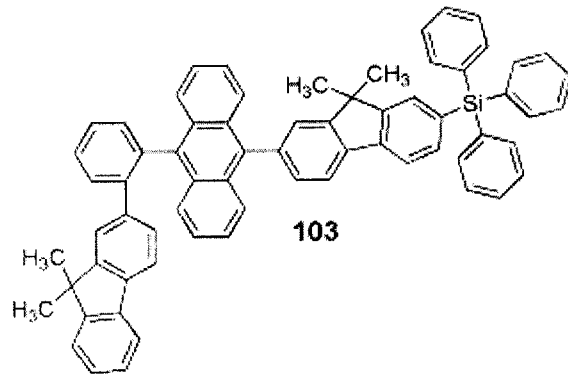
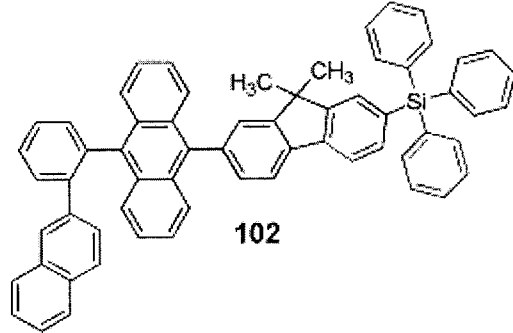
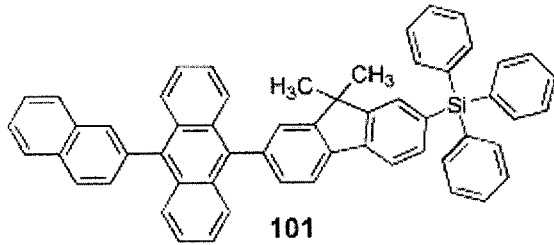


wherein, R<sub>41</sub> through R<sub>58</sub> independently represent hydrogen, methyl, ethyl, propyl, butyl, isobutyl, pentyl, hexyl, ethylhexyl, heptyl, octyl, isooctyl, nonyl, dodecyl, hexadecyl, phenyl, tolyl, biphenyl, benzyl, naphthyl, anthryl or fluorenyl.

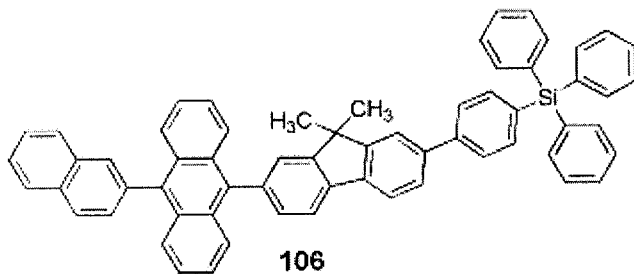
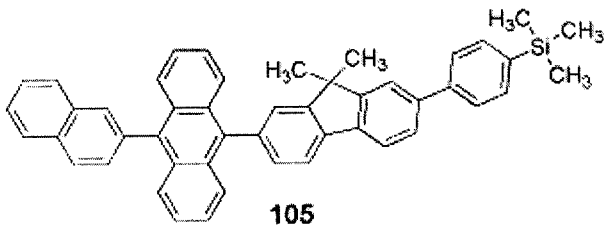
In Chemical Formula (2), R<sub>2</sub>, R<sub>3</sub> and R<sub>4</sub> independently represent methyl, ethyl, n-propyl, i-propyl, i-butyl, t-butyl, n-pentyl, i-amyl, n-hexyl, n-heptyl, n-octyl, 2-ethylhexyl, n-nonyl, decyl, dodecyl, hexadecyl, phenyl, naphthyl, anthryl or fluorenyl; and R<sub>11</sub> through R<sub>18</sub> are independently selected from hydrogen, methyl, ethyl, n-propyl, i-propyl, i-butyl, t-butyl, n-pentyl, i-amyl, n-hexyl, n-heptyl, n-octyl, 2-ethylhexyl, n-nonyl, decyl, dodecyl, hexadecyl, phenyl, naphthyl, anthryl and fluorenyl.

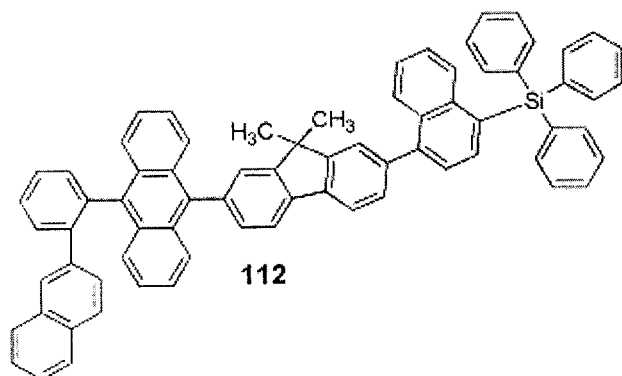
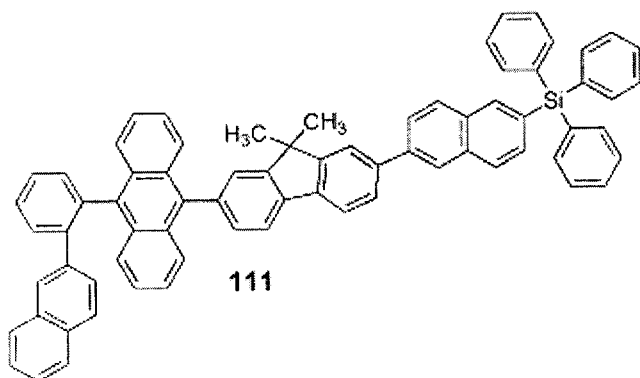
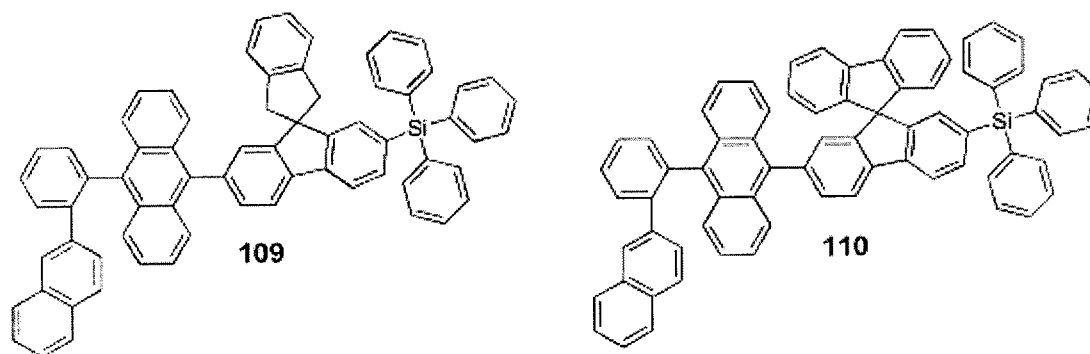
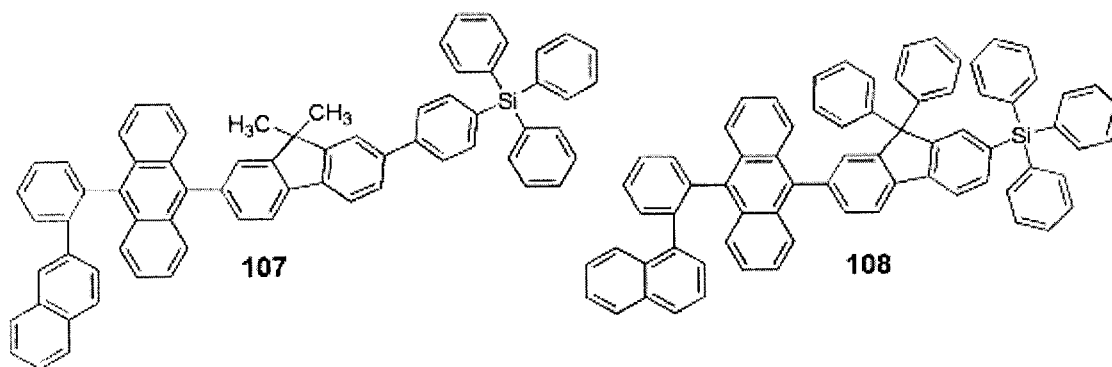
The organic electroluminescent compounds represented by

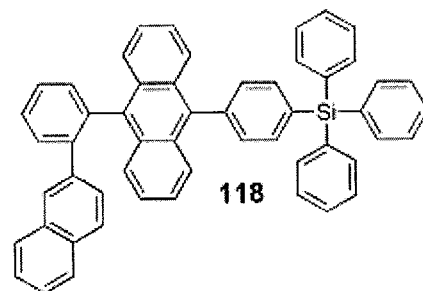
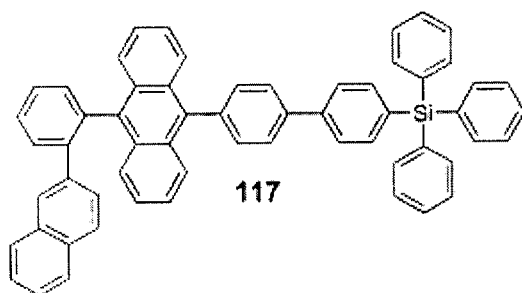
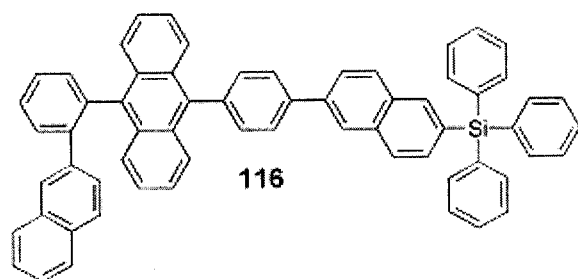
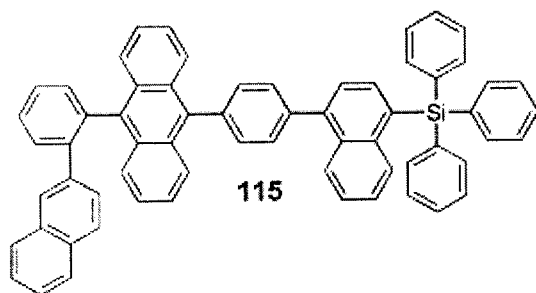
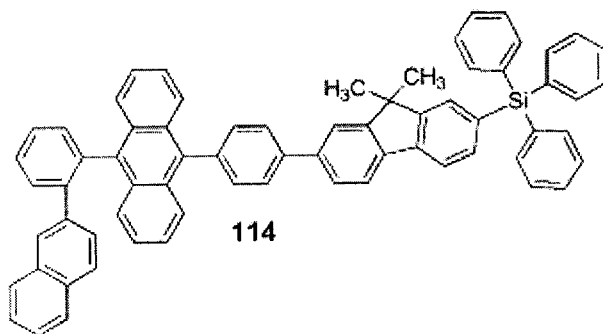
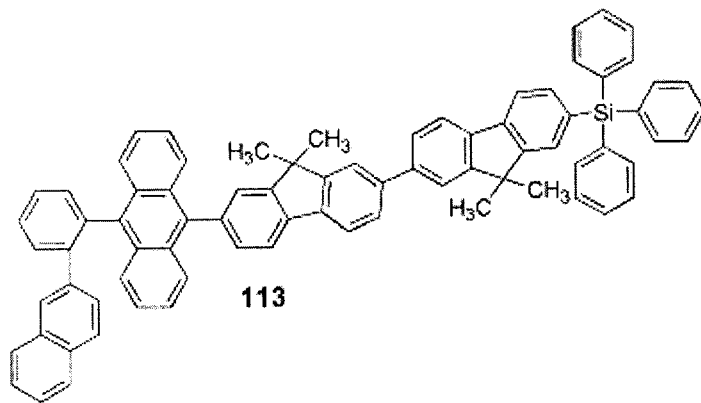
Chemical Formula (2) according to the present invention may be specifically exemplified by the following compounds, but not restricted thereto.

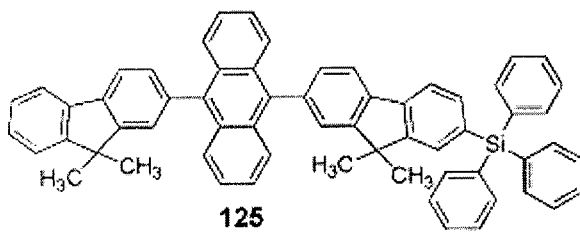
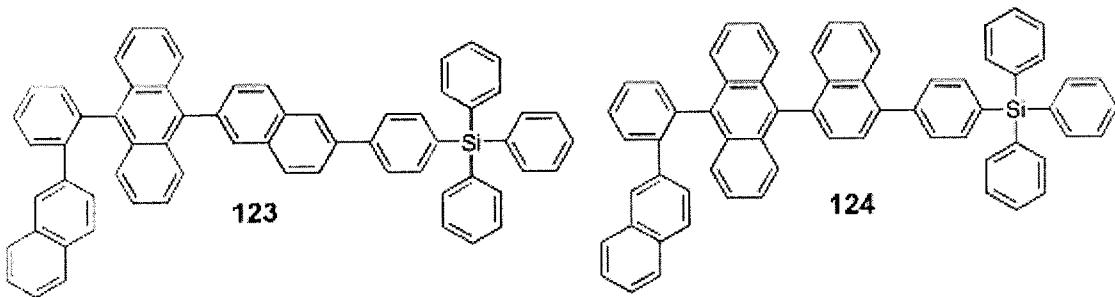
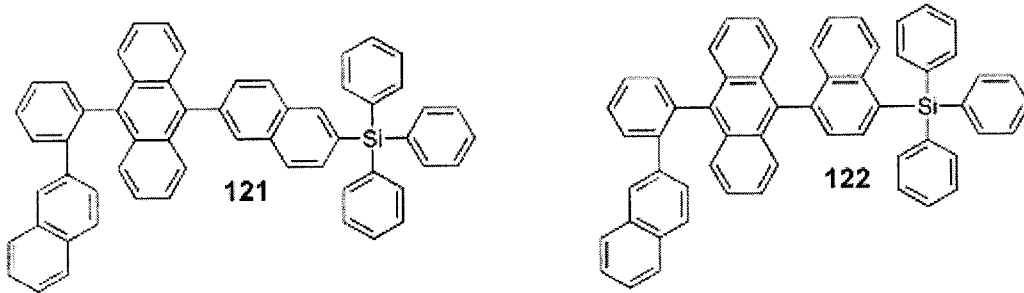
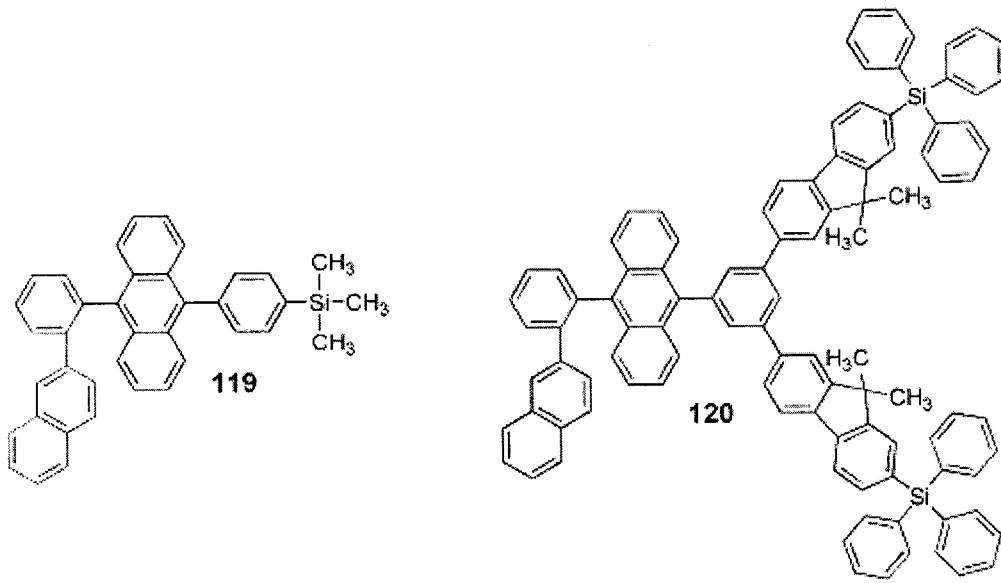


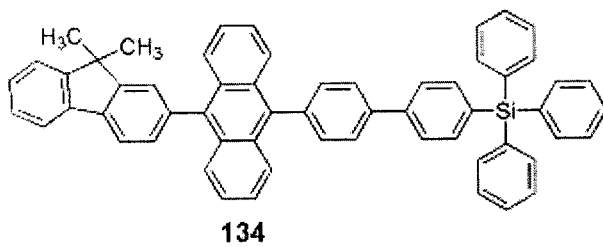
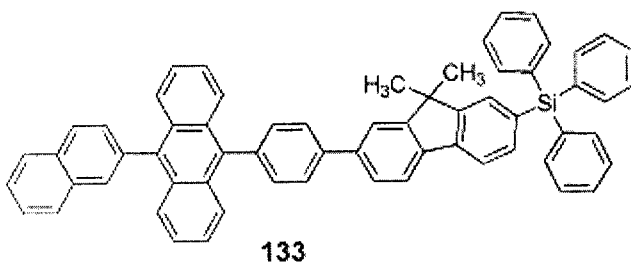
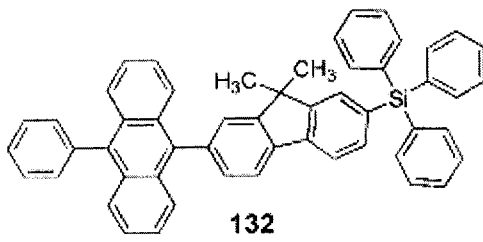
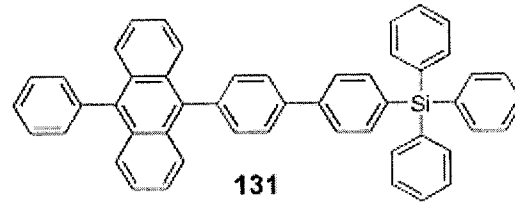
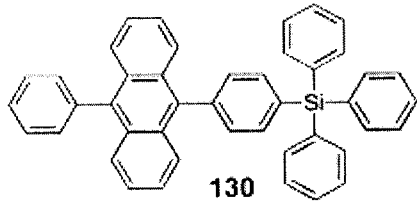
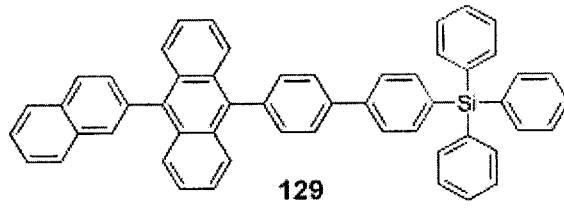
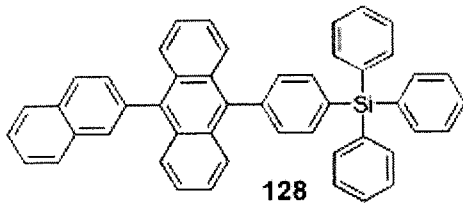
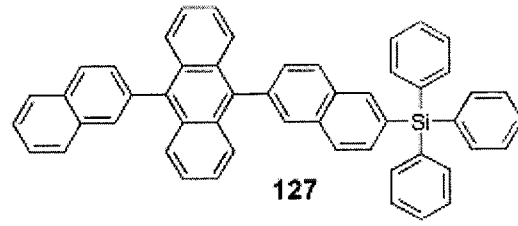
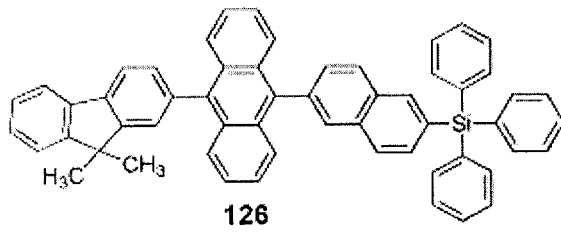
5

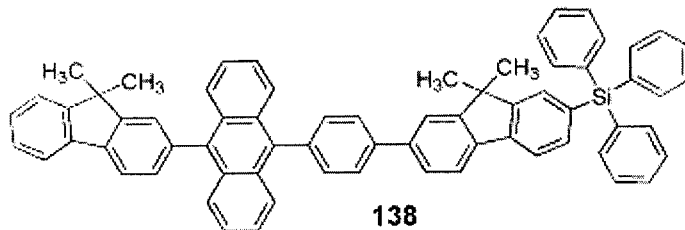
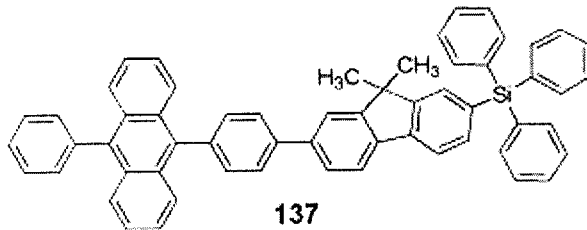
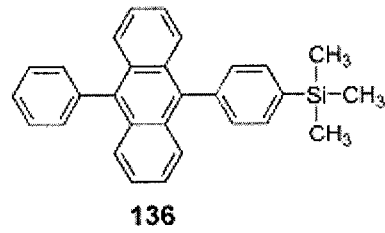
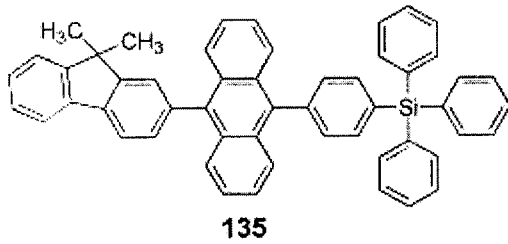






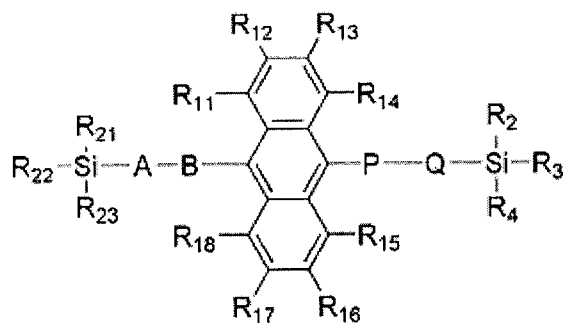






5 Further, the present invention relates to organic electroluminescent compounds represented by Chemical Formula (3):

[Chemical Formula 3]



10 wherein,

A, B, P and Q independently represent a chemical bond, or

phenylene, naphthylene, anthrylene or fluorenylene with or without one or more substituent(s) selected from a linear or branched and saturated or unsaturated (C<sub>1</sub>-C<sub>30</sub>)alkyl, (C<sub>6</sub>-C<sub>30</sub>)aryl and halogen, provided that A, B, P and Q are not  
5 chemical bonds all at the same time;

R<sub>2</sub>, R<sub>3</sub> and R<sub>4</sub> independently represent a linear or branched and saturated or unsaturated (C<sub>1</sub>-C<sub>30</sub>)alkyl or (C<sub>6</sub>-C<sub>30</sub>)aryl;

R<sub>11</sub> through R<sub>18</sub> independently represent hydrogen, or a linear or branched and saturated or unsaturated (C<sub>1</sub>-C<sub>30</sub>)alkyl  
10 or (C<sub>6</sub>-C<sub>30</sub>)aryl;

R<sub>21</sub>, R<sub>22</sub> and R<sub>23</sub> independently represent a linear or branched and saturated or unsaturated (C<sub>1</sub>-C<sub>30</sub>)alkyl or (C<sub>6</sub>-C<sub>30</sub>)aryl; and

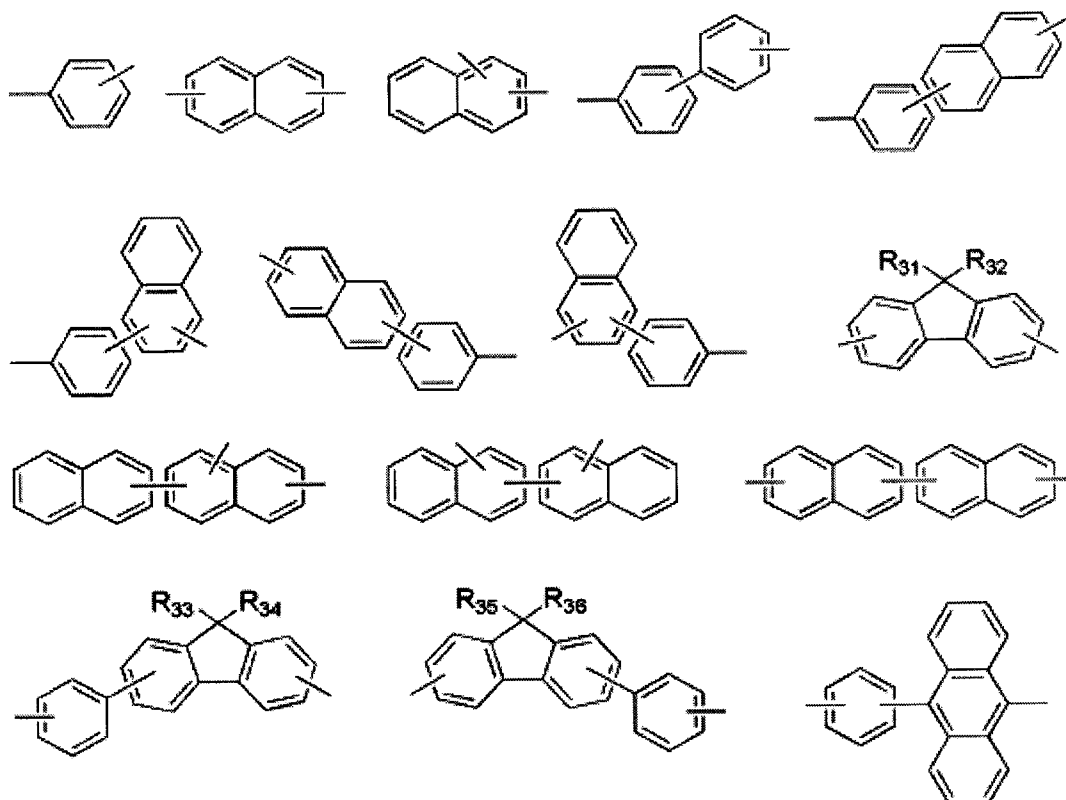
the aryl may be further substituted by a linear or  
15 branched and saturated or unsaturated (C<sub>1</sub>-C<sub>30</sub>)alkyl, (C<sub>1</sub>-C<sub>30</sub>)alkoxy, halogen, (C<sub>3</sub>-C<sub>12</sub>)cycloalkyl, phenyl, naphthyl or anthryl.

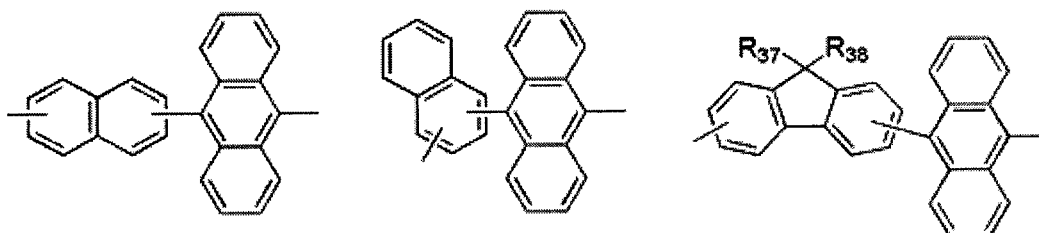
In Chemical Formula (3), R<sub>2</sub>, R<sub>3</sub> and R<sub>4</sub> independently represent methyl, ethyl, n-propyl, i-propyl, i-butyl, t-butyl,  
20 n-pentyl, i-amyl, n-hexyl, n-heptyl, n-octyl, 2-ethylhexyl, n-nonyl, decyl, dodecyl, hexadecyl, phenyl, naphthyl, anthryl or fluorenyl; R<sub>11</sub> through R<sub>18</sub> independently represent hydrogen, methyl, ethyl, n-propyl, i-propyl, i-butyl, t-butyl, n-pentyl, i-amyl, n-hexyl, n-heptyl, n-octyl, 2-ethylhexyl, n-nonyl,

decyl, dodecyl, hexadecyl, phenyl, naphthyl, anthryl or fluorenyl; and R<sub>21</sub>, R<sub>22</sub> and R<sub>23</sub> are independently selected from methyl, ethyl, n-propyl, i-propyl, i-butyl, t-butyl, n-pentyl, i-amyl, n-hexyl, n-heptyl, n-octyl, 2-ethylhexyl, n-nonyl, 5 decyl, dodecyl, hexadecyl, phenyl, naphthyl, anthryl and fluorenyl.

In the organic electroluminescent compounds represented by Chemical Formula (3), -A-B- is selected from the following structures:

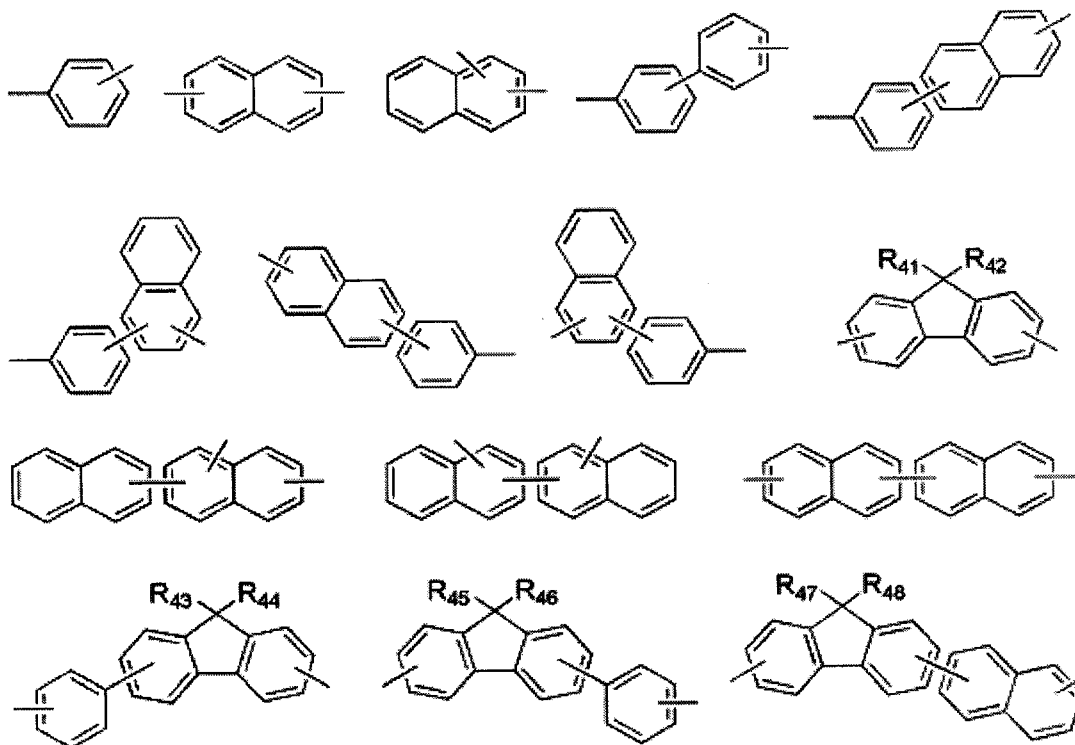
10

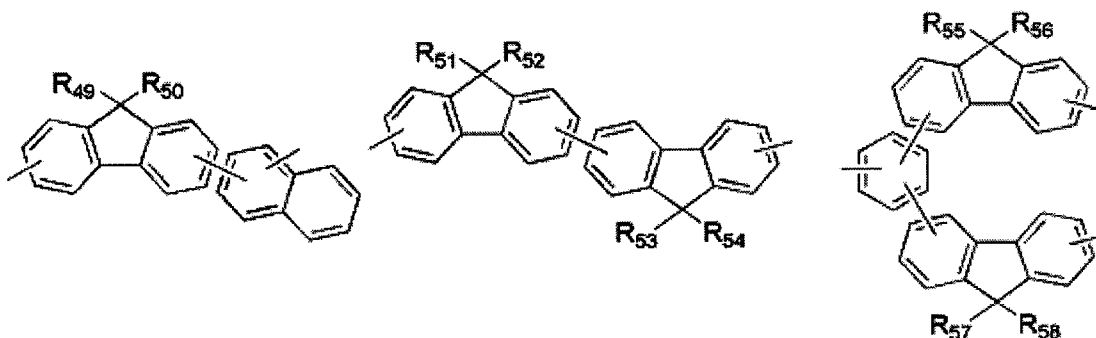




wherein,  $R_{31}$ ,  $R_{32}$ ,  $R_{33}$ ,  $R_{34}$ ,  $R_{35}$ ,  $R_{36}$ ,  $R_{37}$  and  $R_{38}$  independently represent hydrogen, methyl, ethyl, propyl, butyl, isobutyl, pentyl, hexyl, ethylhexyl, heptyl, octyl, isooctyl, nonyl, dodecyl, hexadecyl, phenyl, tolyl, biphenyl, benzyl, naphthyl, anthryl or fluorenyl.

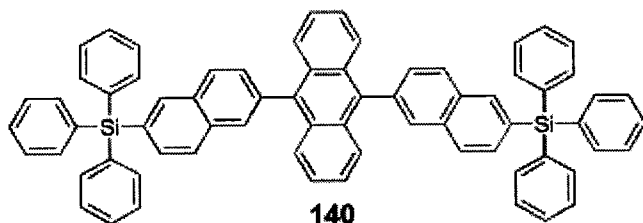
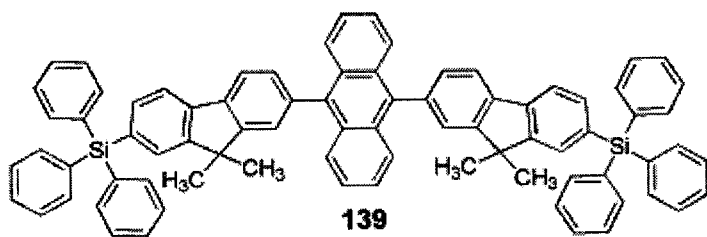
In the organic electroluminescent compounds represented by Chemical Formula (3), -P-Q- is selected from the following structures:

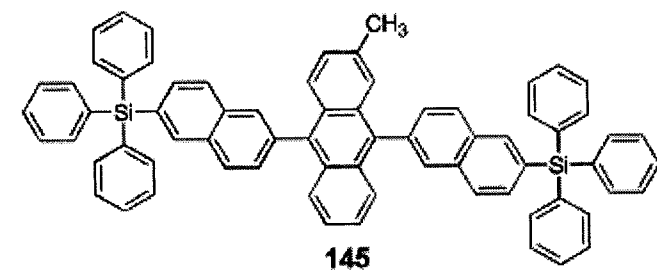
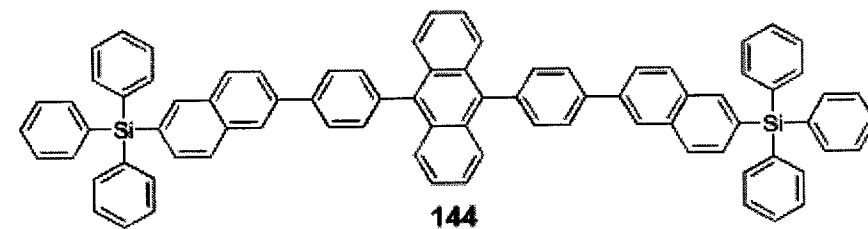
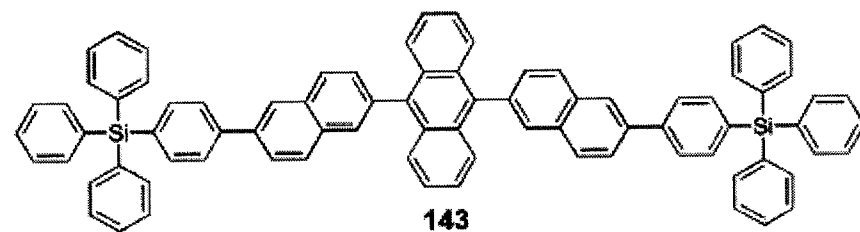
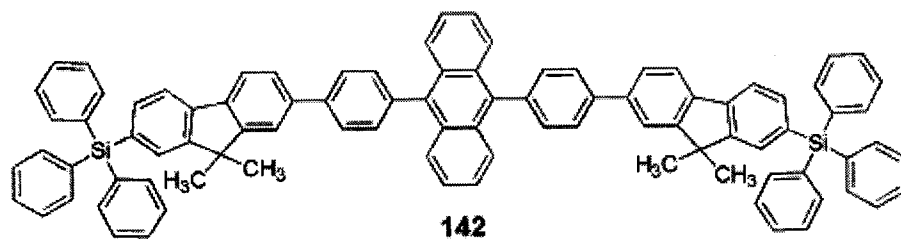
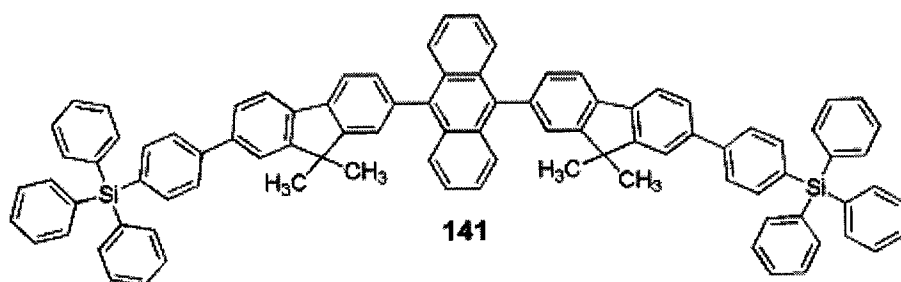


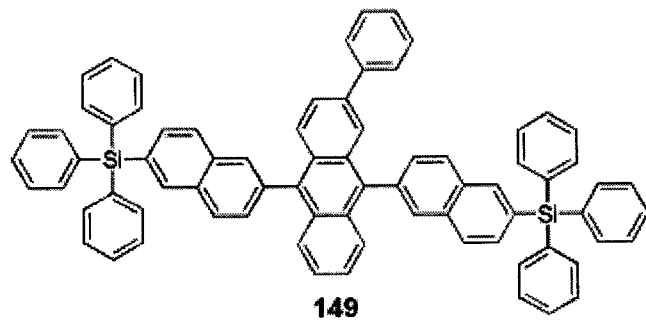
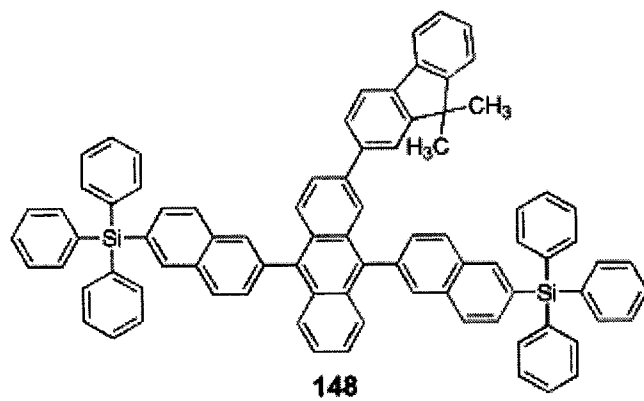
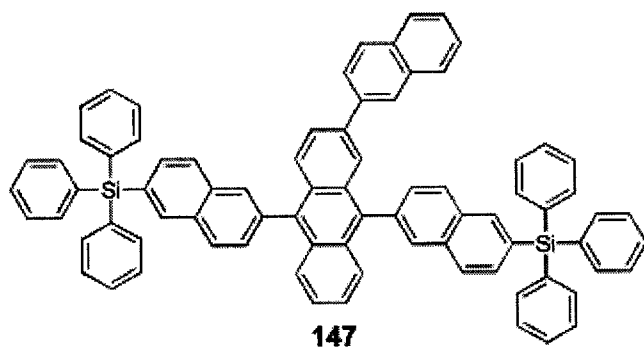
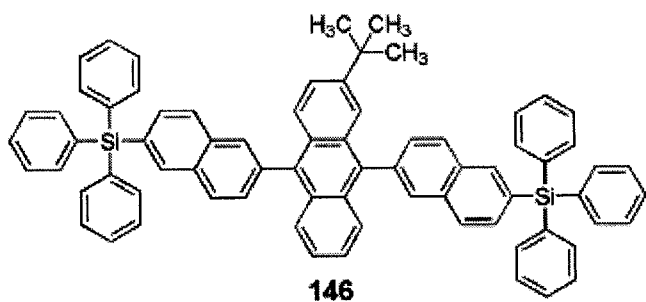


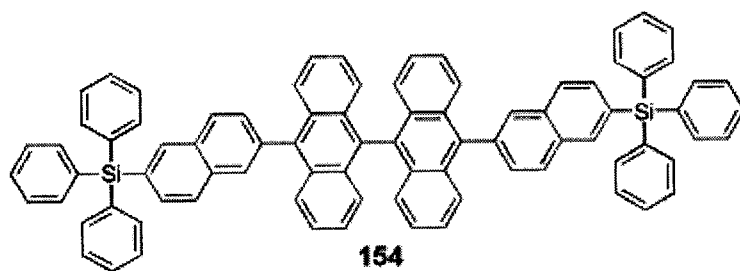
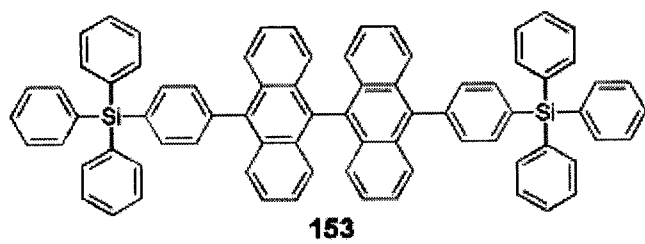
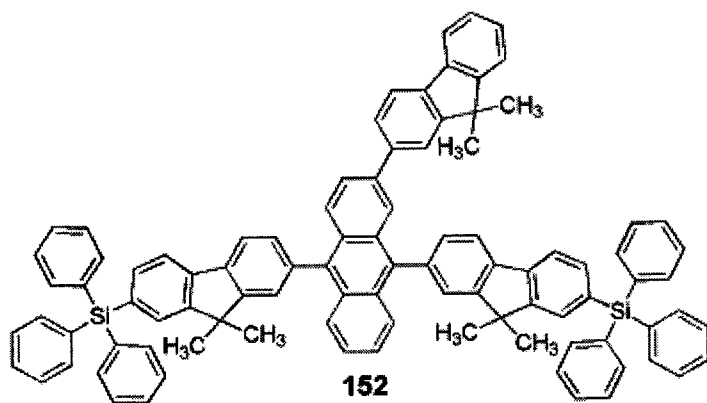
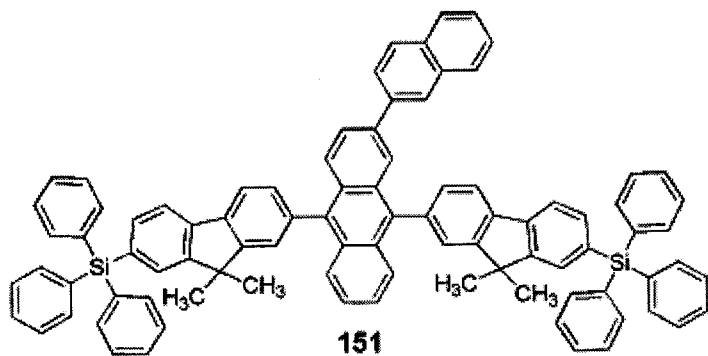
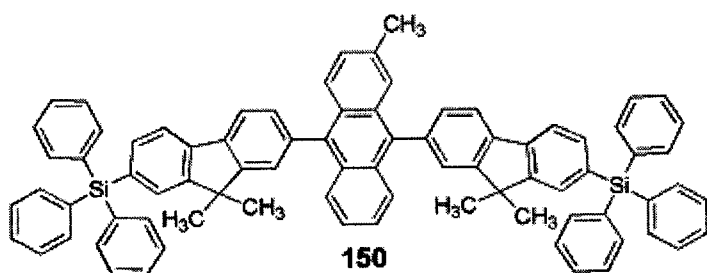
wherein,  $R_{41}$  through  $R_{58}$  independently represent hydrogen, methyl, ethyl, propyl, butyl, isobutyl, pentyl, hexyl, ethylhexyl, heptyl, octyl, isooctyl, nonyl, dodecyl, hexadecyl, phenyl, tolyl, biphenyl, benzyl, naphthyl, anthryl or fluorenyl.

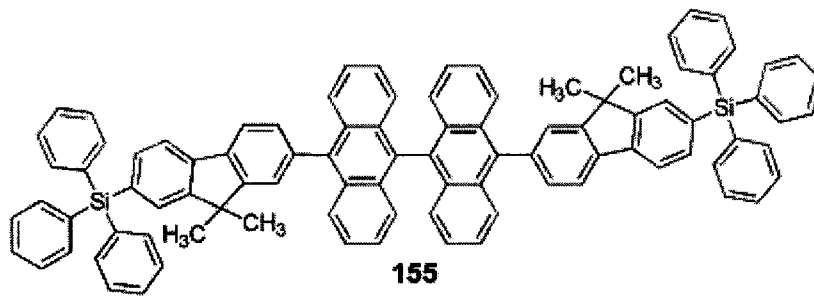
The organic electroluminescent compounds represented by Chemical Formula (3) according to the present invention may be specifically exemplified by the following compounds, but not restricted thereto.







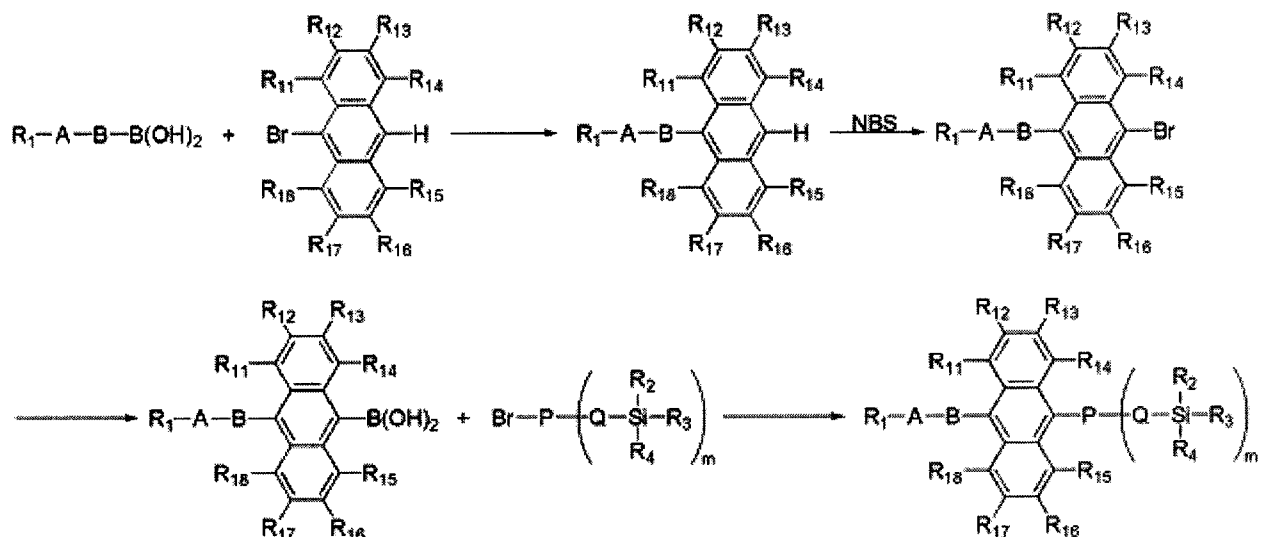




The organic light emitting diode according to the present invention is particularly characterized by employing the organic electroluminescent compound according to the invention as an electron transportation material.

The organic electroluminescent compound according to the present invention can be prepared via a reaction route illustrated by Reaction Scheme (1):

10 [Reaction Scheme 1]



wherein, A, B, P, Q, R<sub>1</sub>, R<sub>2</sub>, R<sub>3</sub>, R<sub>4</sub>, R<sub>11</sub>, R<sub>12</sub>, R<sub>13</sub>, R<sub>14</sub>, R<sub>15</sub>, R<sub>16</sub>, R<sub>17</sub>, R<sub>18</sub>, R<sub>21</sub>, R<sub>22</sub>, R<sub>23</sub> and m are defined as in Chemical Formula

(1).

**【Brief Description of Drawings】**

Fig. 1 is a cross-sectional view of an OLED;

5 Fig. 2 shows luminous efficiency curve of Example 10  
(Compound 110);

Fig. 3 shows luminance-voltage curve comparing Example 10  
(Compound 110) and Comparative Example 1; and

10 Fig. 4 shows power efficiency-luminance curve comparing  
Example 10 (Compound 110) and Comparative Example 1.

<Description of symbols of significant parts of the  
drawings>

1: Glass

2: Transparent electrode

15 3: Hole injection layer

4: Hole transportation layer

5: Electroluminescent layer

6: Electron transportation layer

7: Electron injection layer

20 8: Al cathode

**【Advantageous Effects】**

Since the organic electroluminescent compounds according to  
the invention have good luminous efficiency and life property

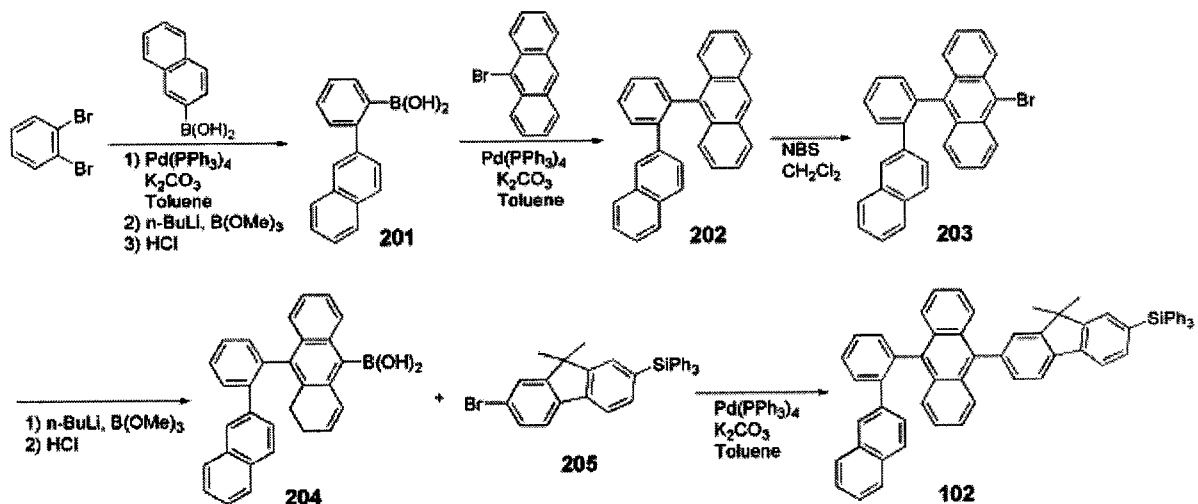
as an electroluminescent material, OLED's having very good operation lifetime can be produced.

**【Best Mode】**

5 The present invention is further described with respect to the novel organic electroluminescent compounds according to the invention, processes for preparing the same and the electroluminescent properties of the device employing the same, by referring to Preparation Examples and Examples, which are  
10 provided for illustration only but are not intended to be restrictive in any way.

[Preparation Examples]

[Preparation Example 1] Preparation of Compound (102)



Preparation of Compound (201)

A flask was charged with 1,2-dibromobenzene (100.0 g,

423.9 mmol), 2-naphthaleneboronic acid (80.2 g, 466.3 mmol), toluene (1000 mL) and tetrakis(triphenylphosphine)palladium (Pd(PPh<sub>3</sub>)<sub>4</sub>) (24.5 g, 21.2 mmol), and the mixture was stirred under argon atmosphere. Aqueous potassium carbonate solution (300 mL) was then added dropwise thereto, and the resultant mixture was heated under reflux for 4 hours with stirring. The reaction was quenched by adding distilled water (2000 mL), and the reaction mixture was extracted with ethyl acetate (1000 mL). The organic extract was dried over anhydrous magnesium sulfate, filtered and concentrated under reduced pressure. Purification via silica gel column chromatography (ethyl acetate: hexane = 1:50) gave 1-bromo-2-(2-naphthyl)benzene (63.59 g, 224.7 mmol, yield: 53.0%).

A 1L round bottomed flask was charged with 1-bromo-2-(2-naphthyl)benzene (42.0 g, 148.5 mmol) and tetrahydrofuran (1000 mL), and n-BuLi (1.6 M in hexane) (89.0 mL, 222.5 mmol) was added dropwise thereto at -78°C. After stirring the mixture at the same temperature for 1 hour, trimethylborate (24.8 mL, 222.5 mmol) was added dropwise to the reaction mixture, and the temperature was raised to room temperature. The reaction mixture was stirred for 12 hours, and when the reaction was completed, 1M hydrochloric acid solution (500 mL) was added thereto, and the resultant mixture was stirred for 5 hours. Organic extract obtained from extraction with distilled

water (500 mL) and ethyl acetate (600 mL) was dried over anhydrous magnesium sulfate, filtered and concentrated under reduced pressure. Recrystallization from ethyl acetate (80 mL) and methanol (600 mL) gave Compound (201) (27.28 g, 110.0 mmol, 5 yield: 74.1%).

#### Preparation of Compound (202)

A 500 mL round bottomed flask was charged with Compound (201) (27.28 g, 110.0 mmol), 9-bromoanthracene (28.16 g, 88.0 mmol), toluene (500 mL) and 10 tetrakis(triphenylphosphine)palladium ( $\text{Pd}(\text{PPh}_3)_4$ ) (2.45 g, 2.05 mmol), and the mixture was stirred under argon atmosphere. Aqueous potassium carbonate solution (100 mL) was then added dropwise thereto, and the resultant mixture was heated under reflux for 4 hours with stirring. When the reaction was 15 completed, distilled water (600 mL) was added to the reaction mixture, which was then extracted with ethyl acetate (400 mL). The organic extract was dried over anhydrous magnesium sulfate, filtered and concentrated under reduced pressure. Purification via silica gel column chromatography (dichloromethane: hexane 20 = 1:15) gave Compound (202) (25.20 g, 66.32 mmol, yield: 75.4%).

#### Preparation of Compound 203

A 500 mL round bottomed flask was charged with Compound (202) (35.20 g, 92.62 mmol), N-bromosuccinimide (18.13 g,

101.9 mmol) and dichloromethane (500 mL), and the mixture was stirred at room temperature for 12 hours. When the reaction was completed, the solvent was removed under reduced pressure. Recrystallization from dichloromethane (100 mL) and hexane (500 mL) gave Compound (203) (34.51 g, 75.33 mmol, yield: 81.3%).

#### Preparation of Compound (204)

A 500 mL round bottomed flask was charged with Compound (203) (42.56 g, 92.62 mmol) and tetrahydrofuran (1000 mL), and n-BuLi (1.6 M in hexane) (55.57 mL, 138.9 mmol) was added dropwise thereto at -78°C. After stirring the mixture at the same temperature for 1 hour, trimethylborate (15.49 mL, 138.9 mmol) was added dropwise to the reaction mixture, and the temperature was raised to room temperature. The reaction mixture was stirred for 12 hours, and when the reaction was completed, 1M hydrochloric acid solution (500 mL) was added thereto, and the resultant mixture was stirred for 5 hours. Organic extract obtained from extraction with distilled water (500 mL) and ethyl acetate (400 mL) was dried over anhydrous magnesium sulfate, filtered and concentrated under reduced pressure. Recrystallization from ethyl acetate (50 mL) and methanol (600 mL) gave Compound (204) (30.43 g, 71.78 mmol, yield: 77.5%).

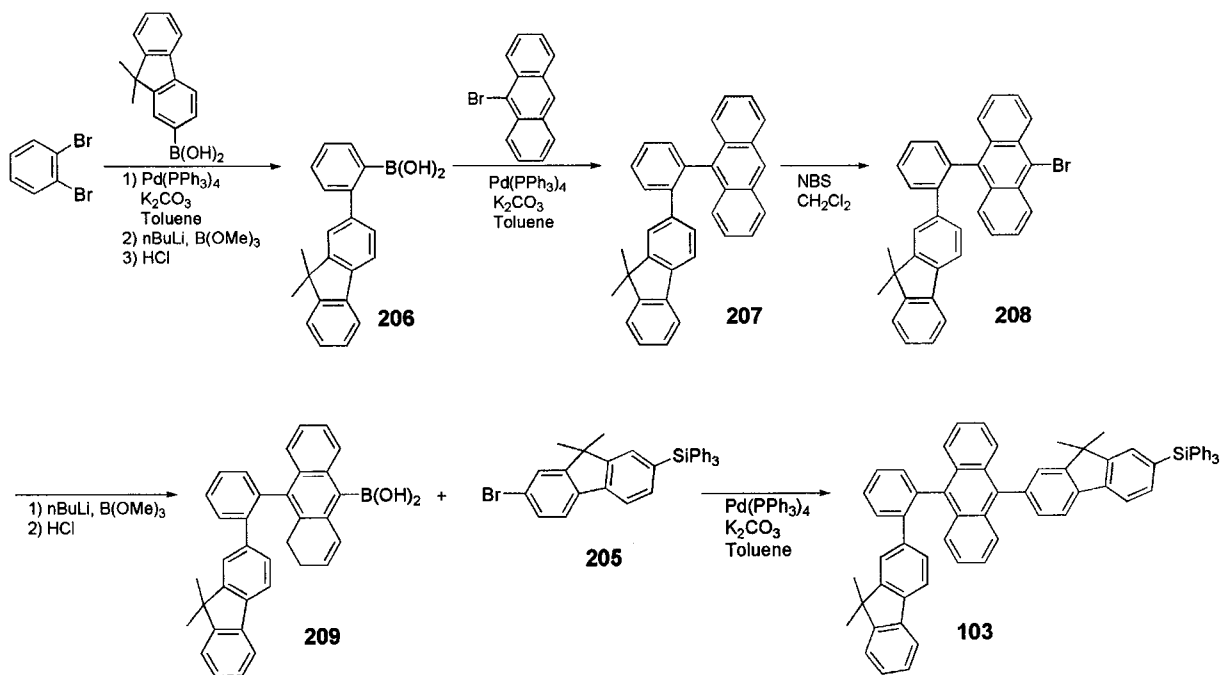
#### Preparation of Compound (102)

A 500 mL round bottomed flask was charged with Compound (204) (30.43 g, 71.78 mmol), Compound (205) (30.43 g, 57.42 mmol), toluene (500 mL) and tetrakis(triphenylphosphine)palladium ( $\text{Pd}(\text{PPh}_3)_4$ ) (4.15 g, 3.59 mmol), and the mixture was stirred under argon atmosphere. Aqueous potassium carbonate solution (200 mL) was then added dropwise thereto, and the resultant mixture was heated under reflux for 4 hours with stirring. When the reaction was completed, distilled water (600 mL) was added to the reaction mixture, which was then extracted with ethyl acetate (500 mL). The organic extract obtained was dried over anhydrous magnesium sulfate, filtered and concentrated under reduced pressure. Purification via silica gel column chromatography (dichloromethane: hexane = 1:10) and recrystallization from hexane gave Compound (102) (35.78 g, 43.11 mmol, yield: 75.1%) as pale yellow product.

$^1\text{H}$  NMR(400 MHz,  $\text{CDCl}_3$ ) :  $\delta$  = 7.94(d, 1H), 7.92(d, 1H), 7.89(s, 1H), 7.84(s, 1H), 7.79(s, 1H), 7.75(d, 1H), 7.68-7.65(m, 7H), 7.61(d, 1H), 7.56-7.53(m, 9H), 7.38-7.35(m, 9H), 7.33-7.27(m, 8H), 1.65(s, 6H)

MS/FAB  $\text{C}_{63}\text{H}_{46}\text{Si}$  830.34(found). 831.12(calculated)

[Preparation Example 2] Preparation of Compound (103)



#### Preparation of Compound (206)

A 1 L round bottomed flask was charged with 1,2-dibromobenzene (100 g, 423.9 mmol), 2-(9,9'-dimethyl)fluoreneboronic acid (111.0 g, 466.3 mmol), toluene (1000 mL) and tetrakis(triphenylphosphine)palladium ( $\text{Pd}(\text{PPh}_3)_4$ ) (24.5 g, 21.2 mmol), and the mixture was stirred under argon atmosphere. Aqueous potassium carbonate solution (300 mL) was then added dropwise thereto, and the resultant mixture was heated under reflux for 4 hours with stirring. When the reaction was completed, distilled water (1500 mL) was added to the reaction mixture, which was then extracted with ethyl acetate (800 mL). The organic extract obtained was dried over anhydrous magnesium sulfate, filtered and concentrated under reduced pressure. Purification via silica gel column

chromatography (ethyl acetate: hexane = 1:30) gave the product, 1-bromo-2-(9,9'-dimethyl)fluorenylbenzene (75.52 g, 217.0 mmol, yield: 51.2%).

A 1 L round bottomed flask was charged with 1-bromo-2-(9,9'-dimethyl)fluorenylbenzene (51.68 g, 148.5 mmol) and tetrahydrofuran (1000 mL), and n-BuLi (1.6 M in hexane) (89.0 mL, 222.5 mmol) was added dropwise thereto at -78°C. After stirring the mixture at the same temperature for 1 hour, trimethylborate (24.8 mL, 222.5 mmol) was added dropwise to the reaction mixture, and the temperature was raised to room temperature. The reaction mixture was stirred for 12 hours, and when the reaction was completed, 1M hydrochloric acid solution (500 mL) was added thereto, and the resultant mixture was stirred for 5 hours. Organic extract obtained from extraction with distilled water (500 mL) and ethyl acetate (400 mL) was dried over anhydrous magnesium sulfate, filtered and concentrated under reduced pressure. Recrystallization from ethyl acetate (50 mL) and methanol (600 mL) gave Compound (206) (29.31 g, 93.34 mmol, yield: 62.9%).

#### 20 Preparation of Compound (207)

A 500 mL round bottomed flask was charged with Compound (206) (34.54 g, 110.0 mmol), 9-bromoanthracene (28.16 g, 88.0 mmol), toluene (500 mL) and tetrakis(triphenylphosphine)palladium (Pd(PPh<sub>3</sub>)<sub>4</sub>) (2.45 g, 2.05

mmol), and the mixture was stirred under argon atmosphere. Aqueous potassium carbonate solution (100 mL) was then added dropwise thereto, and the resultant mixture was heated under reflux for 4 hours with stirring. When the reaction was  
5 completed, distilled water (500 mL) was added to the reaction mixture, which was then extracted with ethyl acetate (500 mL). The organic extract obtained was dried over anhydrous magnesium sulfate, filtered and concentrated under reduced pressure. Purification via silica gel column chromatography  
10 (dichloromethane: hexane = 1:15) gave Compound (207) (32.34 g, 72.51 mmol, yield: 82.4%).

#### Preparation of Compound (208)

A 500 mL round bottomed flask was charged with Compound (207) (41.44 g, 92.62 mmol), N-bromosuccinimide (18.13 g,  
15 101.9 mmol) and dichloromethane (250 mL), and the mixture was stirred at room temperature for 12 hours. When the reaction was completed, the solvent was removed under reduced pressure. Recrystallization from dichloromethane (150 mL) and hexane (800 mL) gave Compound (208) (30.52 g, 58.24 mmol, yield:  
20 62.9%).

#### Preparation of Compound (209)

A 500 mL round bottomed flask was charged Compound (208) (48.53 g, 92.62 mmol) and tetrahydrofuran (800 mL), and n-BuLi (1.6 M in hexane) (55.57 mL, 138.9 mmol) was added dropwise

thereto at  $-78^{\circ}\text{C}$ . After stirring the mixture at the same temperature for 1 hour, trimethylborate (15.49 mL, 138.9 mmol) was added dropwise to the reaction mixture, and the temperature was raised to room temperature. The reaction mixture was stirred for 12 hours, and when the reaction was completed, 1M hydrochloric acid solution (400 mL) was added thereto, and the resultant mixture was stirred for 5 hours. Organic extract obtained from extraction with distilled water (500 mL) and ethyl acetate (500 mL) was dried over anhydrous magnesium sulfate, filtered and concentrated under reduced pressure. Recrystallization from ethyl acetate (100 mL) and methanol (800 mL) gave Compound (209) (32.33 g, 65.98 mmol, yield: 71.2%).

#### Preparation of Compound (103)

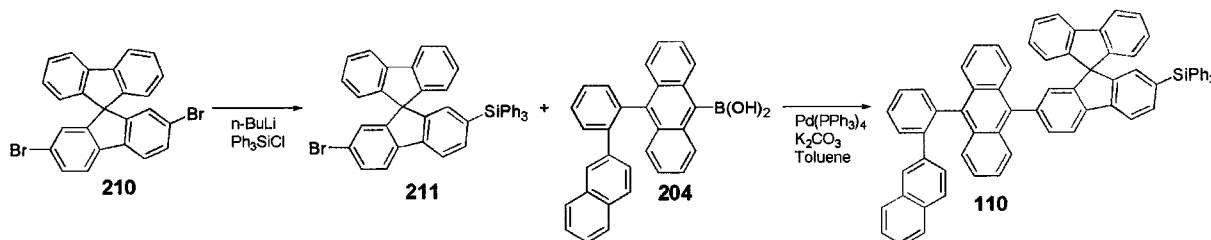
A 500 mL round bottomed flask was charged with Compound (209) (35.17 g, 71.78 mmol), Compound (205) (30.43 g, 57.42 mmol), toluene (600 mL) and tetrakis(triphenylphosphine)palladium ( $\text{Pd}(\text{PPh}_3)_4$ ) (4.15 g, 3.59 mmol), and the mixture was stirred under argon atmosphere. Aqueous potassium carbonate solution (100 mL) was then added dropwise thereto, and the resultant mixture was heated under reflux for 4 hours with stirring. When the reaction was completed, distilled water (500 mL) was added to the reaction mixture, which was then extracted with ethyl acetate (500 mL).

The organic extract obtained was dried over anhydrous magnesium sulfate, filtered and concentrated under reduced pressure. Purification via silica gel column chromatography (dichloromethane: hexane = 1:10) and recrystallization from  
 5 hexane gave Compound (103) (31.76 g, 35.45 mmol, yield: 61.7%) as pale yellow product.

$^1\text{H}$  NMR (400 MHz,  $\text{CDCl}_3$ ) :  $\delta$  = 7.94 (d, 1H), 7.90 (d, 2H), 7.84–7.82 (m, 2H), 7.78 (s, 2H), 7.68–7.65 (m, 5H), 7.62 (d, 2H), 7.57–7.54 (m, 9H), 7.38–7.34 (m, 10H), 7.33–7.27 (m, 7H), 1.67 (s,  
 10 6H), 1.66 (s, 6H)

MS/FAB  $\text{C}_{69}\text{H}_{52}\text{Si}$  896.38 (found). 897.23 (calculated)

[Preparation Example 3] Preparation of Compound (110)



#### Preparation of Compound (211)

15 A 500 mL round bottomed flask was charged with Compound (210) (43.90 g, 92.62 mmol) and tetrahydrofuran (1000 mL), and  $n\text{-BuLi}$  (1.6 M in hexane) (55.57 mL, 138.9 mmol) was added dropwise thereto at  $-78^\circ\text{C}$ . After stirring the mixture at the same temperature for 1 hour, triphenylsilyl chloride (40.95 g,  
 20 138.9 mmol) was added dropwise to the reaction mixture, and the temperature was raised to room temperature. The reaction

mixture was stirred for 12 hours, and when the reaction was completed, distilled water (1000 mL) was added thereto. Organic extract obtained from extraction with ethyl acetate (800 mL) was dried over anhydrous magnesium sulfate, filtered  
5 and concentrated under reduced pressure. Purification via silica gel column chromatography (dichloromethane: hexane = 1:25) gave Compound (211) (34.22 g, 52.33 mmol, yield: 56.5%).

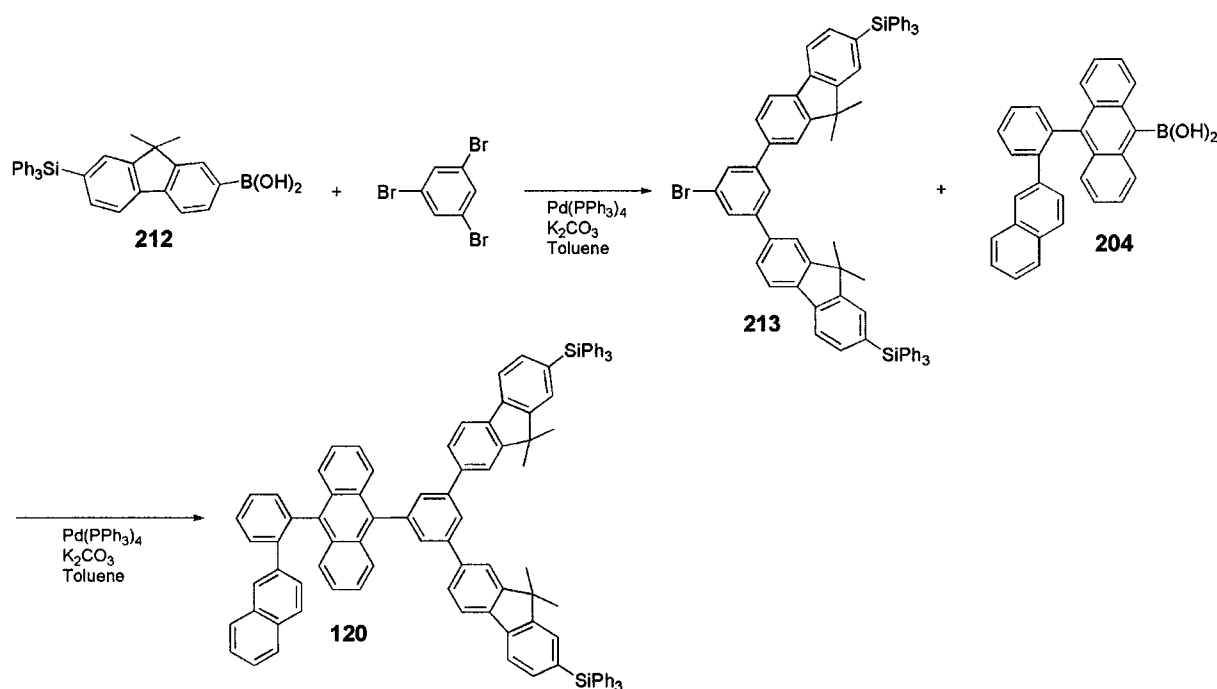
Preparation of Compound (110)

A 500 mL round bottomed flask was charged with Compound  
10 (211) (34.22 g, 52.33 mmol), Compound (204) (27.74 g, 65.42 mmol), toluene (500 mL) and tetrakis(triphenylphosphine)palladium ( $\text{Pd}(\text{PPh}_3)_4$ ) (3.72 g, 3.22 mmol), and the mixture was stirred under argon atmosphere. Aqueous potassium carbonate solution (100 mL) was then added  
15 dropwise thereto, and the resultant mixture was heated under reflux for 4 hours with stirring. When the reaction was completed, distilled water (800 mL) was added to the reaction mixture, which was then extracted with ethyl acetate (500 mL). The organic extract obtained was dried over anhydrous  
20 magnesium sulfate, filtered and concentrated under reduced pressure. Purification via silica gel column chromatography (dichloromethane: hexane = 1:7) and recrystallization from hexane gave Compound (110) (33.56 g, 35.22 mmol, yield: 67.3%) as pale yellow product.

$^1\text{H}$  NMR (400 MHz,  $\text{CDCl}_3$ ) :  $\delta$  = 7.94 (d, 2H), 7.90 (s, 1H), 7.79 (s, 2H), 7.74–7.72 (m, 3H), 7.69–7.66 (m, 6H), 7.62–7.58 (m, 6H), 7.56–7.52 (m, 9H), 7.40–7.35 (m, 11H), 7.33–7.28 (m, 8H), 7.20–7.16 (m, 4H).

5 MS/FAB  $\text{C}_{73}\text{H}_{48}\text{Si}$  952.35 (found). 953.25 (calculated)

[Preparation Example 4] Preparation of Compound (120)



#### Preparation of Compound (213)

A 250 mL round bottomed flask was charged with Compound  
 10 (212) (10.55 g, 21.23 mmol), 1,3,5-tribromobenzene (4.457 g,  
 14.15 mmol), toluene (150 mL) and  
 tetrakis(triphenylphosphine)palladium ( $\text{Pd}(\text{PPh}_3)_4$ ) (0.654 g,  
 0.567 mmol), and the mixture was stirred under argon  
 atmosphere. Aqueous potassium carbonate solution (50 mL) was  
 15 then added dropwise thereto, and the resultant mixture was

heated under reflux for 4 hours with stirring. When the reaction was completed, distilled water (300 mL) was added to the reaction mixture, which was then extracted with ethyl acetate (150 mL). The organic extract obtained was dried over anhydrous magnesium sulfate, filtered and concentrated under reduced pressure. Purification via silica gel column chromatography (dichloromethane: hexane = 1:20) and recrystallization from dichloromethane (10 mL) and hexane (100 mL) gave Compound (213) (4.987 g, 4.714 mmol, yield: 33.3%) as pale yellow product.

#### Preparation of Compound (120)

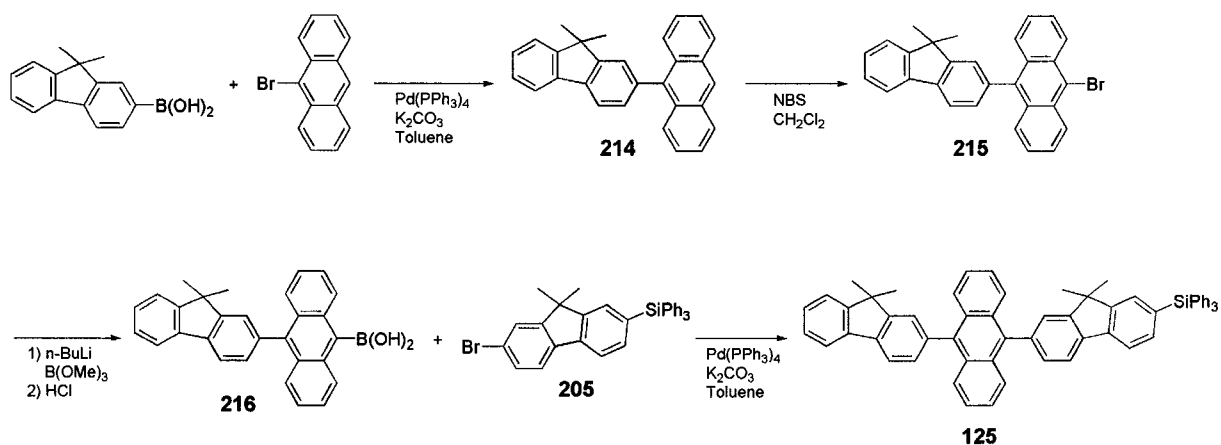
A 250 mL round bottomed flask was charged with Compound (213) (4.987 g, 4.714 mmol), Compound (204) (2.409 g, 5.681 mmol), toluene (100 mL) and tetrakis(triphenylphosphine)palladium ( $\text{Pd}(\text{PPh}_3)_4$ ) (0.274 g, 0.237 mmol), and the mixture was stirred under argon atmosphere. Aqueous potassium carbonate solution (50 mL) was then added dropwise thereto, and the resultant mixture was heated under reflux for 4 hours with stirring. When the reaction was completed, distilled water (500 mL) was added to the reaction mixture, which was then extracted with ethyl acetate (500 mL). The organic extract obtained was dried over anhydrous magnesium sulfate, filtered and concentrated under reduced pressure. Purification via silica gel column

chromatography (dichloromethane: hexane = 1:8) and recrystallization from hexane gave Compound (120) (2.354 g, 1.733 mmol, yield: 36.8%) as pale yellow product.

$^1\text{H}$  NMR (400 MHz,  $\text{CDCl}_3$ ) :  $\delta$  = 8.07(s, 2H), 7.96(d, 2H),  
 5 7.91(s, 1H), 7.85(s, 2H), 7.75(d, 1H), 7.70–7.65(m, 11H),  
 7.63(d, 2H), 7.56–7.52(m, 15H), 7.51(d, 2H), 7.39–7.35(m, 18H),  
 7.34–7.27(m, 8H), 1.67(s, 12H)

MS/FAB  $\text{C}_{102}\text{H}_{76}\text{Si}_2$  1356.55(found). 1357.87(calculated)

[Preparation Example 5] Preparation of Compound (125)



#### Preparation of Compound (214)

A 500 mL round bottomed flask was charged with 9,9'-  
 dimethylfluorene-2-boronic acid (26.18 g, 110.0 mmol), 9-  
 bromoanthracene (28.16 g, 88.0 mmol), toluene (500 mL) and  
 15 tetrakis(triphenylphosphine)palladium ( $\text{Pd}(\text{PPh}_3)_4$ ) (2.45 g, 2.05  
 mmol), and the mixture was stirred under argon atmosphere.  
 Aqueous potassium carbonate solution (100 mL) was then added  
 dropwise thereto, and the resultant mixture was heated under

reflux for 4 hours with stirring. When the reaction was completed, distilled water (500 mL) was added to the reaction mixture, which was then extracted with ethyl acetate (300 mL). The organic extract obtained was dried over anhydrous magnesium sulfate, filtered and concentrated under reduced pressure. Purification via silica gel column chromatography (dichloromethane: hexane = 1:15) gave Compound (214) (22.23 g, 59.92 mmol, yield: 68.1%).

#### Preparation of Compound (215)

10 A 500 mL round bottomed flask was charged with Compound (214) (22.23 g, 59.92 mmol), N-bromosuccinimide (11.73 g, 65.91 mmol) and dichloromethane (250 mL), and the mixture was stirred at room temperature for 12 hours. When the reaction was completed, the solvent was removed under reduced pressure. 15 Recrystallization from dichloromethane (10 mL) and hexane (100 mL) gave Compound (215) (15.18 g, 33.81 mmol, yield: 56.4%).

#### Preparation of Compound (216)

A 500 mL round bottomed flask was charged Compound (215) (37.51 g, 83.36 mmol) and tetrahydrofuran (500 mL), and n-BuLi (1.6 M in hexane) (50.01 mL, 125.0 mmol) was added dropwise 20 thereto at -78°C. After stirring the mixture for 1 hour, trimethylborate (13.94 mL, 125.0 mmol) was added dropwise to the reaction mixture, and the temperature was raised to room temperature. The reaction mixture was stirred for 12 hours,

and when the reaction was completed, 1M hydrochloric acid solution (200 mL) was added thereto, and the resultant mixture was stirred for 5 hours. Distilled water (500 mL) was added thereto, and the mixture was extracted with ethyl acetate (300 mL). The extract was dried over anhydrous magnesium sulfate, filtered and concentrated under reduced pressure. Purification via silica gel column chromatography (ethyl acetate: hexane = 2:1) gave Compound (216) (29.98 g, 72.42 mmol, yield: 86.9%).

Preparation of Compound (125)

10 A 500 mL round bottomed flask was charged with Compound (216) (29.72 g, 71.78 mmol), Compound (205) (30.43 g, 57.42 mmol), toluene (500 mL) and tetrakis(triphenylphosphine)palladium ( $\text{Pd}(\text{PPh}_3)_4$ ) (4.15 g, 3.59 mmol), and the mixture was stirred under argon atmosphere.

15 Aqueous potassium carbonate solution (100 mL) was then added dropwise thereto, and the resultant mixture was heated under reflux for 4 hours with stirring. When the reaction was completed, distilled water (600 mL) was added to the reaction mixture, which was then extracted with ethyl acetate (500 mL).

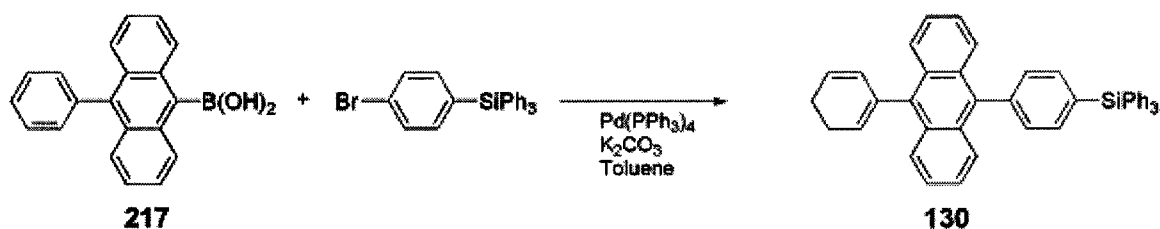
20 The organic extract obtained was dried over anhydrous magnesium sulfate, filtered and concentrated under reduced pressure. Purification via silica gel column chromatography (dichloromethane: hexane = 1:10) and recrystallization from hexane gave Compound (125) (31.12 g, 37.90 mmol, yield: 66.0%)

as pale yellow product.

$^1\text{H}$  NMR(400 MHz,  $\text{CDCl}_3$ ) :  $\delta$  = 7.96(d, 1H), 7.90(d, 2H),  
 7.86(t, 1H), 7.83(s, 1H), 7.78(s, 2H), 7.69–7.66(m, 5H),  
 7.62(d, 2H), 7.58–7.53(m, 7H), 7.40(t, 1H), 7.38–7.35(m, 9H),  
 5 7.34–7.28(m, 5H), 1.68(s, 6H), 1.67(s, 6H).

MS/FAB  $\text{C}_{62}\text{H}_{48}\text{Si}$  820.35(found). 821.13(calculated)

[Preparation Example 6] Preparation of Compound (130)



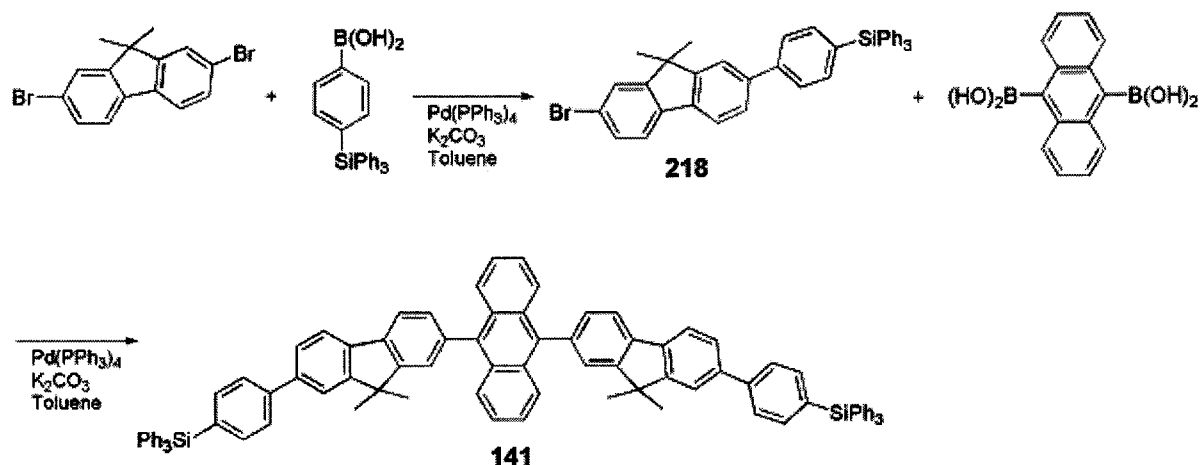
A 500 mL round bottomed flask was charged with Compound  
 10 (217) (11.9 g, 39.7 mmol), 4-triphenylsilyl-bromobenzene (15.0  
 g, 36.1 mmol), toluene (150 mL) and  
 tetrakis(triphenylphosphine)palladium ( $\text{Pd(PPh}_3)_4$ ) (2.1 g, 1.8  
 mmol), and the mixture was stirred under argon atmosphere.  
 Aqueous potassium carbonate solution (60 mL) was then added  
 15 dropwise thereto, and the resultant mixture was heated under  
 reflux for 4 hours with stirring. When the reaction was  
 completed, distilled water (300 mL) was added to the reaction  
 mixture, which was then extracted with ethyl acetate (200 mL).  
 The organic extract obtained was dried over anhydrous  
 20 magnesium sulfate, filtered and concentrated under reduced  
 pressure. Purification via silica gel column chromatography

(dichloromethane: hexane = 1:10) and recrystallization from hexane gave Compound (130) (10.6 g, 18.1 mmol, yield: 50.0%) as pale yellow product.

$^1\text{H NMR}$  (400 MHz,  $\text{CDCl}_3$ ) :  $\delta$  = 7.22 (m, 1H), 7.32–7.36 (m, 15H),  
5 7.48–7.54 (m, 8H), 7.58–7.67 (m, 8H).

MS/FAB  $\text{C}_{44}\text{H}_{32}\text{Si}$  588.23 (found) 589.23 (calculated)

[Preparation Example 7] Preparation of Compound (141)



10 Preparation of Compound (218)

A 500 mL round bottomed flask was charged with 2,7-dibromo-9,9'-dimethylfluorene (11.97 g, 34.0 mmol), 4-triphenylsilyl-phenylboronic acid (15.5 g, 40.8 mmol), toluene (200 mL) and tetrakis(triphenylphosphine)palladium (0)  
15  $\text{Pd}(\text{PPh}_3)_4$  (1.96 g, 1.70 mmol), and the mixture was stirred under argon atmosphere. Aqueous potassium carbonate solution (50 mL) was then added dropwise thereto, and the resultant mixture was heated under reflux for 4 hours with stirring.

When the reaction was completed, distilled water (300 mL) was added to the reaction mixture, which was then extracted with ethyl acetate (200 mL). The organic extract obtained was dried over anhydrous magnesium sulfate, filtered and concentrated under reduced pressure. Purification via silica gel column chromatography (ethyl acetate: hexane = 1:50) gave Compound (218) (8.23 g, 13.54 mmol, yield: 39.8%).

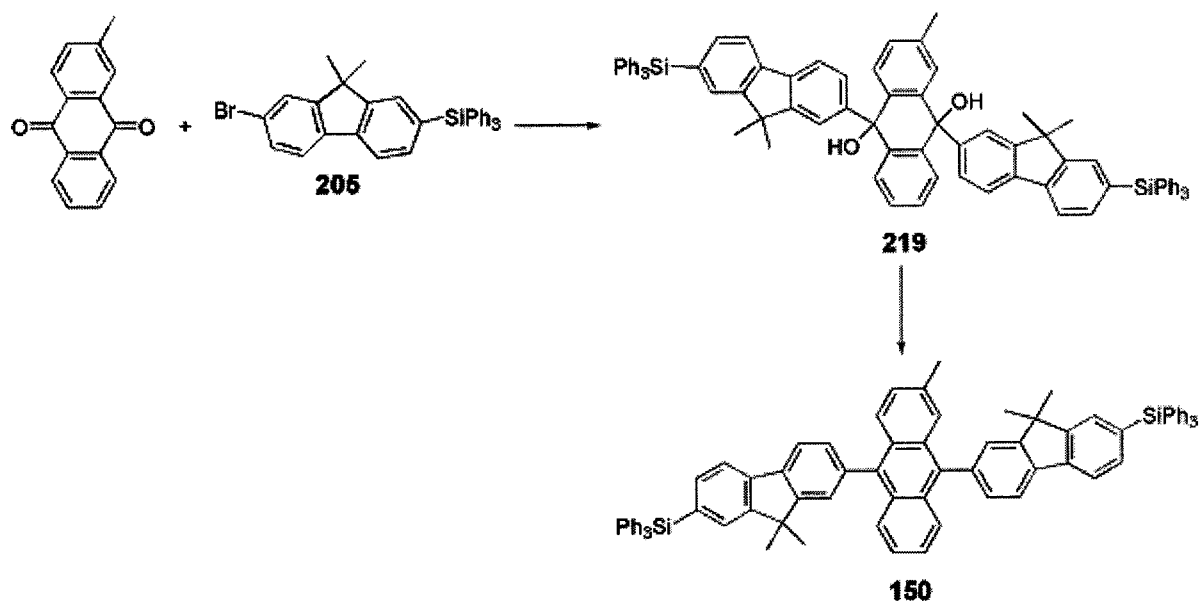
#### Preparation of Compound (141)

A 500 mL round bottomed flask was charged with Compound (218) (43.64 g, 71.78 mmol), 9,10-anthracene diboronic acid (7.956 g, 29.91 mmol), toluene (250 mL) and tetrakis(triphenylphosphine)palladium (0) ( $\text{Pd}(\text{PPh}_3)_4$ ) (4.15 g, 3.59 mmol), and the mixture was stirred under argon atmosphere. Aqueous potassium carbonate solution (100 mL) was then added dropwise thereto, and the resultant mixture was heated under reflux for 4 hours with stirring. When the reaction was completed, distilled water (400 mL) was added to the reaction mixture, which was then extracted with ethyl acetate (300 mL). The organic extract obtained was dried over anhydrous magnesium sulfate, filtered and concentrated under reduced pressure. Purification via silica gel column chromatography (dichloromethane: hexane = 1:10) and recrystallization from hexane gave Compound (141) (12.31 g, 9.99 mmol, yield: 33.4%) as pale yellow product.

$^1\text{H}$  NMR(400 MHz,  $\text{CDCl}_3$ ) :  $\delta$  = 7.92(d, 2H), 7.91(d, 2H),  
7.79(s, 2H), 7.77(s, 2H), 7.69–7.66(m, 4H), 7.64–7.60(m, 8H),  
7.58(d, 4H), 7.58–7.52(m, 12H), 7.39–7.34(m, 18H), 7.33–7.31(m,  
4H), 1.66(s, 12H).

5 MS/FAB  $\text{C}_{92}\text{H}_{70}\text{Si}_2$ , 1230.50(found). 1231.71(calculated)

[Preparation Example 8] Preparation of Compound (150)



#### Preparation of Compound (219)

In a 500 mL round bottomed flask, Compound (205) (29.89 g,  
10 56.24 mmol) was dissolved in tetrahydrofuran (150 mL). At -  
78°C, n-BuLi (2.5 M in hexane) (22.49 mL, 56.24 mmol) was added  
dropwise thereto at -78°C. After stirring the mixture at the  
same temperature for 1 hour, 2-methylantraquinone (5 g, 22.49  
mmol) was added to the reaction mixture, and the temperature  
15 was raised to room temperature. The reaction mixture was  
stirred for 12 hours, and when the reaction was completed,

distilled water (300 mL) was added thereto, and the resultant mixture was extracted with ethyl acetate (200 mL). The organic extract obtained was dried over anhydrous magnesium sulfate, filtered and concentrated under reduced pressure.

5 Recrystallization from hexane gave Compound (219) (16.10 g, 14.28 mmol).

Preparation of Compound (150)

A 500 mL round bottomed flask was charged with Compound (219) (16.10 g, 14.27 mmol), potassium iodide (9.48 g, 57.11  
10 mmol) and sodium phosphinate monohydrate (12.10 g, 114.22 mmol), and acetic acid (150 mL) was added thereto. The mixture was stirred at 100°C for 12 hours, and cooled to room temperature. When the reaction was completed, distilled water (300 mL) was added to the reaction mixture, and the solid  
15 produced was filtered under reduced pressure. After washing with aqueous potassium carbonate solution, the solid was purified via silica gel column chromatography (dichloromethane: hexane = 1:10) to obtain Compound (150) (6.25 g, 5.71 mmol, yield: 40.05%).

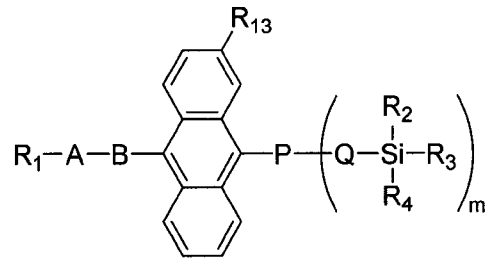
20  $^1\text{H}$  NMR(400 MHz,  $\text{CDCl}_3$ ) :  $\delta$  =7.95(d, 2H), 7.91(d, 2H), 7.84(s, 2H), 7.77(s, 2H), 7.69-7.65(m, 4H), 7.62-7.59(m, 3H), 7.58-7.52(m, 12H), 7.47(s, 1H), 7.41-7.34(m, 18H), 7.33-7.31(m, 2H), 7.20(d, 1H), 2.46(s, 3H), 1.67(s, 12H).

MS/FAB  $\text{C}_{81}\text{H}_{64}\text{Si}_2$ , 1092.45(found). 1093.55(calculated)

[Preparation Example 9-55]

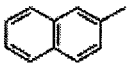

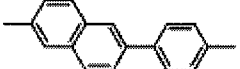



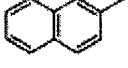





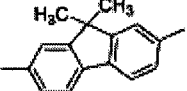
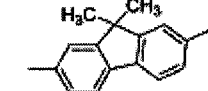



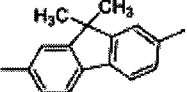
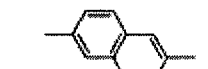



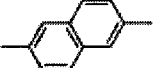
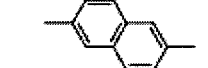



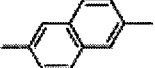
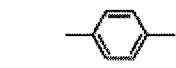



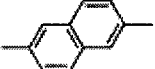
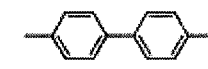




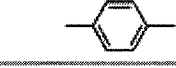




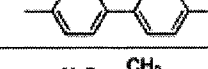



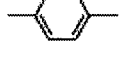
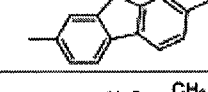



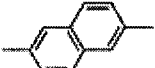
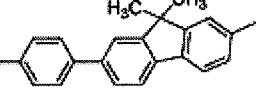



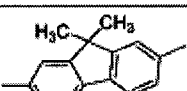




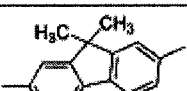





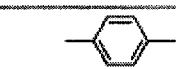
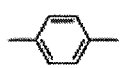
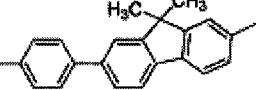



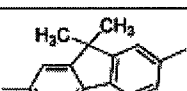
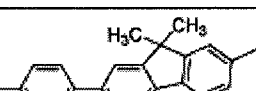



The compounds listed in Table 1 were prepared according to the procedures described in Preparation Examples 1 to 8, and the NMR data of those compounds are shown in Table 2.

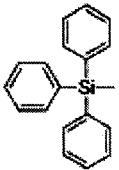
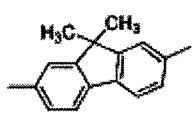
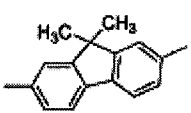



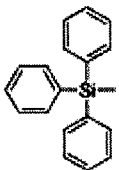
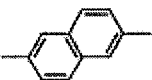
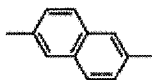



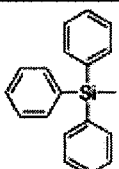
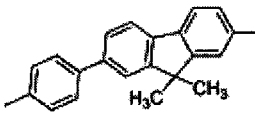
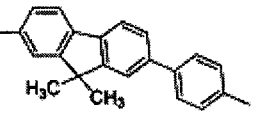



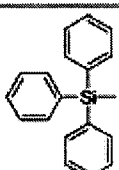
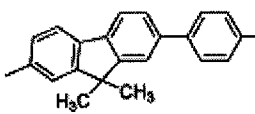
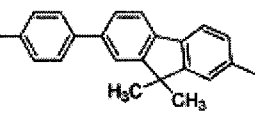



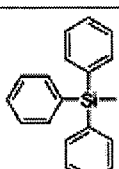
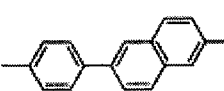
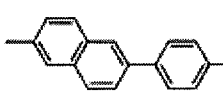



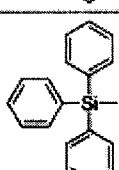
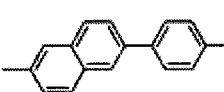
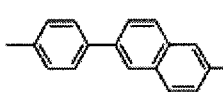



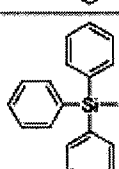
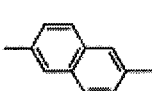
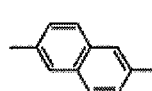



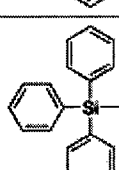
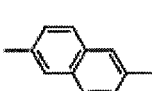
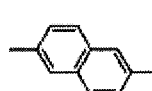



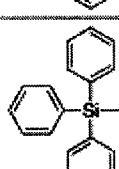
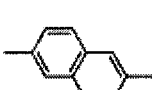
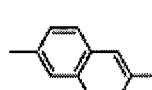



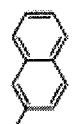
5 [Table 1]

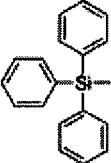
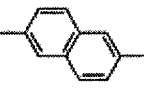
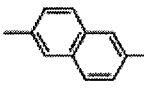



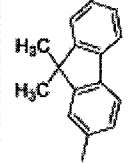
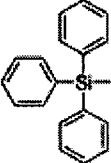
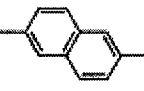
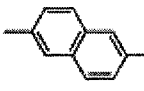




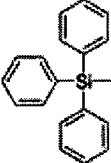
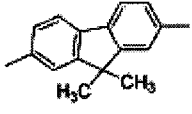
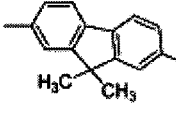



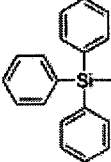
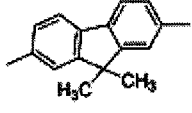
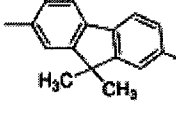



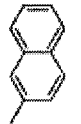
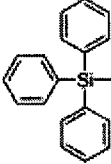
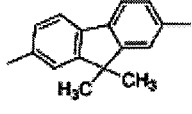
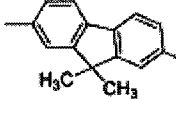



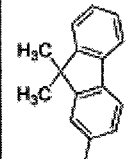
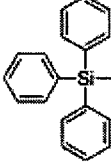
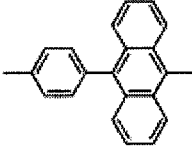
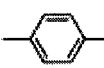



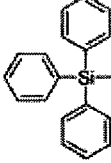
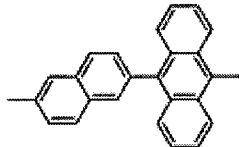
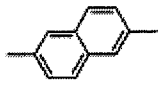



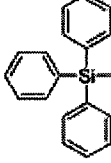
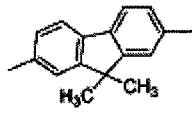
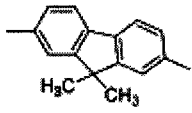





NO.	R <sub>1</sub>	-A-B-	-P-Q-	R <sub>2</sub>	R <sub>3</sub>	R <sub>4</sub>	R <sub>13</sub>	m
101	H						H	1
102							H	1
103							H	1
104							H	1
105	H			-CH <sub>3</sub>	-CH <sub>3</sub>	-CH <sub>3</sub>	H	1
106	H						H	1
107							H	1
108							H	1
109							H	1

110							H	1
111							H	1
112							H	1
113							H	1
114							H	1
115							H	1
116							H	1
117							H	1
118							H	1
119				-CH <sub>3</sub>	-CH <sub>3</sub>	-CH <sub>3</sub>	H	1
120							H	2
121							H	1
122							H	1

123							H	1
124							H	1
125	H						H	1
126	H						H	1
127	H						H	1
128	H						H	1
129	H						H	1
130	H						H	1
131	H						H	1
132	H						H	1
133	H						H	1
134	H						H	1
135	H						H	1
136	H			-CH <sub>3</sub>	-CH <sub>3</sub>	-CH <sub>3</sub>	H	1
137	H						H	1
138	H						H	1

139							H	1
140							H	1
141							H	1
142							H	1
143							H	1
144							H	1
145							-CH <sub>3</sub>	1
146							-C(CH <sub>3</sub> ) <sub>3</sub>	1
147								1

148								1
149								1
150							-CH <sub>3</sub>	1
151								1
152								1
153							H	1
154							H	1
155							H	1

[Table 2]

Compound NO.	<sup>1</sup> H NMR
101	<sup>1</sup> H NMR(400 MHz, CDCl <sub>3</sub> ) : δ = 7.94(d, 1H), 7.91(d, 1H), 7.89(s, 1H), 7.83(s, 1H), 7.77(s, 1H), 7.73(d, 1H), 7.69–7.65(m, 7H), 7.56–7.53(m, 7H), 7.38–7.35(m, 9H), 7.33–7.31(m, 6H), 1.67(s, 6H)
102	<sup>1</sup> H NMR(400 MHz, CDCl <sub>3</sub> ) : δ = 7.94(d, 1H), 7.92(d, 1H), 7.89(s, 1H), 7.84(s, 1H), 7.79(s, 1H), 7.75(d, 1H), 7.68–7.65(m, 7H), 7.61(d, 1H), 7.56–7.53(m, 9H), 7.38–7.35(m, 9H), 7.33–7.27(m, 8H), 1.65(s, 6H)
103	<sup>1</sup> H NMR(400 MHz, CDCl <sub>3</sub> ) : δ = 7.94(d, 1H), 7.90(d, 2H), 7.84–7.82(m, 2H), 7.78(s, 2H), 7.68–7.65(m, 5H), 7.62(d, 2H), 7.57–7.54(m, 9H), 7.38–7.34(m, 10H), 7.33–7.27(m, 7H), 1.67(s, 6H), 1.66(s, 6H)
104	<sup>1</sup> H NMR(400 MHz, CDCl <sub>3</sub> ) : δ = 7.94(d, 1H), 7.90(d, 1H), 7.85(s, 1H), 7.79(s, 1H), 7.69–7.66(m, 7H), 7.63–7.60(m, 2H), 7.56–7.53(m, 9H), 7.39–7.35(m, 10H), 7.32–7.27(m, 8H), 1.67(s, 6H)
105	<sup>1</sup> H NMR(400 MHz, CDCl <sub>3</sub> ) : δ = 7.91(d, 2H), 7.89(s, 1H), 7.78(s, 2H), 7.73(d, 1H), 7.68–7.65(m, 2H), 7.60(d, 2H), 7.55–7.53(d, 3H), 7.46(d, 2H), 7.33–7.30(m, 6H), 1.67(s, 6H), 0.66(s, 9H)
106	<sup>1</sup> H NMR(400 MHz, CDCl <sub>3</sub> ) : δ = 7.91(d, 2H), 7.77(s, 1H), 7.77(s, 2H), 7.74–7.72(m, 1H), 7.68–7.66(m, 6H), 7.60(d, 4H), 7.58(d, 2H), 7.54(d, 7H), 7.38–7.35(m, 9H), 7.33–7.31(m, 6H), 1.66(s, 6H)
107	<sup>1</sup> H NMR(400 MHz, CDCl <sub>3</sub> ) : δ = 7.92(s, 2H), 7.90(s, 1H), 7.80(s, 2H), 7.73(d, 1H), 7.69–7.66(m, 6H), 7.62–7.57(m, 6H), 7.55–7.52(m, 9H), 7.38–7.35(m, 9H), 7.33–7.27(m, 8H), 1.67(s, 6H)
108	<sup>1</sup> H NMR(400 MHz, CDCl <sub>3</sub> ) : δ = 7.93(d, 2H), 7.90(s, 1H), 7.80(s, 2H), 7.75(d, 1H), 7.69–7.66(m, 6H), 7.63–7.58(m, 6H), 7.56–7.53(m, 9H), 7.38–7.35(m, 9H), 7.33–7.28(m, 8H), 7.18–7.14(t, 4H), 7.09–7.05(m, 6H)
109	<sup>1</sup> H NMR(400 MHz, CDCl <sub>3</sub> ) : δ = 7.95(d, 2H), 7.91(s, 1H), 7.80(s, 2H), 7.75(d, 1H), 7.69–7.66(m, 6H), 7.62–7.58(m, 6H), 7.56–7.52(m, 9H), 7.38–7.36(m, 9H), 7.32–7.28(m, 8H), 7.22–7.18(m, 4H), 3.62(d, 2H), 3.38(d, 2H)
110	<sup>1</sup> H NMR(400 MHz, CDCl <sub>3</sub> ) : δ = 7.94(d, 2H), 7.90(s, 1H), 7.79(s, 2H), 7.74–7.72(m, 3H), 7.69–7.66(m, 6H), 7.62–7.58(m, 6H), 7.56–7.52(m, 9H), 7.40–7.35(m, 11H), 7.33–7.28(m, 8H), 7.20–7.16(m, 4H)
111	<sup>1</sup> H NMR(400 MHz, CDCl <sub>3</sub> ) : δ = 7.93(d, 2H), 7.91(s, 2H), 7.80(d, 1H), 7.78(s, 2H), 7.74(d, 2H), 7.71–7.65(m, 6H), 7.62(d, 3H), 7.58–7.54(m, 10H), 7.39–7.35(m, 9H), 7.33–7.27(m, 8H), 1.66(s, 6H)

112	<sup>1</sup> H NMR(400 MHz, CDCl <sub>3</sub> ) : δ = 7.93(d, 2H), 7.91(s, 1H), 7.80(s, 2H), 7.75(d, 1H), 7.68–7.63(m, 10H), 7.40–7.36(m, 9H), 7.33–7.29(m, 10H), 1.67(s, 6H)
113	<sup>1</sup> H NMR(400 MHz, CDCl <sub>3</sub> ) : δ = 7.96(d, 1H), 7.92(d, 3H), 7.90(s, 1H), 7.85(s, 1H), 7.80–7.78(m, 3H), 7.75(d, 1H), 7.70–7.66(m, 7H), 7.62(m, 3H), 7.57–7.53(m, 9H), 7.40–7.35(m, 9H), 7.34–7.28(m, 8H), 1.67(s, 12H)
114	<sup>1</sup> H NMR(400 MHz, CDCl <sub>3</sub> ) : δ = 7.95(d, 1H), 7.93(d, 1H), 7.90(s, 1H), 7.86(s, 1H), 7.80(s, 1H), 7.75(d, 1H), 7.70–7.66(m, 7H), 7.62(d, 1H), 7.58–7.52(m, 13H), 7.40–7.35(m, 9H), 7.33–7.27(m, 8H), 1.67(s, 6H)
115	<sup>1</sup> H NMR(400 MHz, CDCl <sub>3</sub> ) : δ = 7.90(s, 1H), 7.75(d, 1H), 7.71–7.67(m, 9H), 7.65(d, 1H), 7.58–7.53(m, 13H), 7.40–7.35(m, 9H), 7.34–7.27(m, 10H)
116	<sup>1</sup> H NMR(400 MHz, CDCl <sub>3</sub> ) : δ = 7.97(s, 1H), 7.90(s, 2H), 7.79(d, 1H), 7.75(d, 2H), 7.71–7.68(m, 6H), 7.62(d, 1H), 7.58–7.54(m, 14H), 7.41–7.36(m, 9H), 7.33–7.28(m, 8H)
117	<sup>1</sup> H NMR(400 MHz, CDCl <sub>3</sub> ) : δ = 7.91(s, 1H), 7.76(d, 1H), 7.70–7.67(m, 6H), 7.62(d, 2H), 7.59(d, 2H), 7.56–7.53(m, 13H), 7.39–7.35(m, 9H), 7.34–7.28(m, 8H)
118	<sup>1</sup> H NMR(400 MHz, CDCl <sub>3</sub> ) : δ = 7.91(s, 1H), 7.75(s, 1H), 7.69–7.66(m, 6H), 7.62(d, 2H), 7.60(d, 2H), 7.58–7.53(m, 9H), 7.39–7.35(m, 9H), 7.34–7.27(m, 8H)
119	<sup>1</sup> H NMR(400 MHz, CDCl <sub>3</sub> ) : δ = 7.91(s, 1H), 7.75(d, 1H), 7.70–7.67(m, 6H), 7.57–7.54(m, 5H), 7.46(d, 2H), 7.34–7.28(m, 8H), 0.65(s, 9H)
120	<sup>1</sup> H NMR(400 MHz, CDCl <sub>3</sub> ) : δ = 8.07(s, 2H), 7.96(d, 2H), 7.91(s, 1H), 7.85(s, 2H), 7.75(d, 1H), 7.70–7.65(m, 11H), 7.63(d, 2H), 7.56–7.52(m, 15H), 7.51(d, 2H), 7.39–7.35(m, 18H), 7.34–7.27(m, 8H), 1.67(s, 12H)
121	<sup>1</sup> H NMR(400 MHz, CDCl <sub>3</sub> ) : δ = 7.97(s, 1H), 7.91(s, 1H), 7.89(s, 1H), 7.79(d, 1H), 7.73(m, 2H), 7.69–7.66(m, 6H), 7.62(d, 1H), 7.58–7.53(m, 10H), 7.39–7.35(m, 9H), 7.34–7.28(m, 8H)
122	<sup>1</sup> H NMR(400 MHz, CDCl <sub>3</sub> ) : δ = 7.90(s, 1H), 7.75(d, 1H), 7.69–7.65(m, 9H), 7.64(d, 1H), 7.58–7.53(m, 9H), 7.39–7.35(m, 9H), 7.34–7.28(m, 10H)
123	<sup>1</sup> H NMR(400 MHz, CDCl <sub>3</sub> ) : δ = 7.91(s, 3H), 7.74(d, 3H), 7.69–7.66(m, 6H), 7.61(d, 2H), 7.58(d, 2H), 7.57–7.53(m, 11H), 7.39–7.35(m, 9H), 7.34–7.28(m, 8H)
124	<sup>1</sup> H NMR(400 MHz, CDCl <sub>3</sub> ) : δ = 7.91(s, 1H), 7.74(d, 1H), 7.69–7.66(m, 8H), 7.60(d, 4H), 7.58(d, 2H), 7.58–7.53(m, 9H), 7.39–7.35(m, 9H), 7.34–7.28(m, 10H)

125	<sup>1</sup> H NMR(400 MHz, CDCl <sub>3</sub> ) : δ = 7.96(d, 1H), 7.90(d, 2H), 7.86(t, 1H), 7.83(s, 1H), 7.78(s, 2H), 7.69–7.66(m, 5H), 7.62(d, 2H), 7.58–7.53(m, 7H), 7.40(t, 1H), 7.38–7.35(m, 9H), 7.34–7.28(m, 5H), 1.68(s, 6H), 1.67(s, 6H)
126	<sup>1</sup> H NMR(400 MHz, CDCl <sub>3</sub> ) : δ = 7.96(s, 1H), 7.91(d, 1H), 7.89(s, 1H), 7.86(d, 1H), 7.79(d, 1H), 7.77(s, 1H), 7.74(d, 1H), 7.69–7.66(m, 4H), 7.60(d, 2H), 7.58–7.53(m, 8H), 7.39(t, 1H), 7.38–7.35(m, 9H), 7.34–7.27(m, 5H), 1.67(s, 6H)
127	<sup>1</sup> H NMR(400 MHz, CDCl <sub>3</sub> ) : δ = 7.96(s, 1H), 7.90(s, 1H), 7.89(s, 1H), 7.79(d, 1H), 7.75(d, 2H), 7.69–7.66(m, 6H), 7.62(d, 1H), 7.58–7.53(m, 8H), 7.39–7.35(m, 9H), 7.34–7.31(m, 6H)
128	<sup>1</sup> H NMR(400 MHz, CDCl <sub>3</sub> ) : δ = 7.89(s, 1H), 7.74(m, 1H), 7.69–7.65(m, 6H), 7.61(d, 2H), 7.58(d, 2H), 7.57–7.53(m, 7H), 7.40–7.33(m, 9H), 7.33–7.29(m, 6H)
129	<sup>1</sup> H NMR(400 MHz, CDCl <sub>3</sub> ) : δ = 7.32–7.36(m, 15H), 7.54–7.58(m, 13H), 7.60–7.67(m, 8H), 7.73(m, 1H), 7.89(m, 1H)
130	<sup>1</sup> H NMR(400 MHz, CDCl <sub>3</sub> ) : δ = 7.22(m, 1H), 7.32–7.36(m, 15H), 7.48–7.54(m, 8H), 7.58–7.67(m, 8H)
131	<sup>1</sup> H NMR(400 MHz, CDCl <sub>3</sub> ) : δ = 7.22(m, 1H), 7.32–7.36(m, 15H), 7.48–7.58(m, 10H), 7.60–7.67(m, 10H)
132	<sup>1</sup> H NMR(400 MHz, CDCl <sub>3</sub> ) : δ = 1.67(s, 6H), 7.23(m, 1H), 7.32–7.36(m, 15H), 7.48–7.57(m, 9H), 7.60–7.67(m, 6H), 7.77(m, 1H), 7.90–7.94(m, 2H)
133	<sup>1</sup> H NMR(400 MHz, CDCl <sub>3</sub> ) : δ = 1.67(s, 6H), 7.32–7.36(m, 15H), 7.54–7.60(m, 12H), 7.66–7.67(m, 7H), 7.73–7.77(m, 2H), 7.80–7.83(m, 2H), 7.89–7.94(m, 2H)
134	<sup>1</sup> H NMR(400 MHz, CDCl <sub>3</sub> ) : δ = 1.67(s, 6H), 7.28(m, 1H), 7.32–7.38(m, 14H), 7.54–7.58(m, 13H), 7.60–7.67(m, 7H), 7.77(m, 1H), 7.84–7.90(m, 2H)
135	<sup>1</sup> H NMR(400 MHz, CDCl <sub>3</sub> ) : δ = 1.67(s, 6H), 7.28(m, 1H), 7.32–7.38(m, 14H), 7.54–7.58(m, 9H), 7.60–7.67(m, 7H), 7.77(m, 1H), 7.84(m, 1H), 7.90(m, 1H)
136	<sup>1</sup> H NMR(400 MHz, CDCl <sub>3</sub> ) : δ = 0.66(s, 9H), 7.22(m, 1H), 7.32(m, 6H), 7.46–7.48(m, 4H), 7.54(m, 2H), 7.67(m, 4H)
137	<sup>1</sup> H NMR(400 MHz, CDCl <sub>3</sub> ) : δ = 1.67(s, 6H), 7.22(m, 1H), 7.32–7.36(m, 15H), 7.48–7.54(m, 14H), 7.60–7.67(m, 5H), 7.77(m, 1H), 7.83(m, 1H), 7.90(m, 1H)
138	<sup>1</sup> H NMR(400 MHz, CDCl <sub>3</sub> ) : δ = 1.67(s, 12H), 7.28(m, 1H), 7.32–7.36(m, 14H), 7.54–7.55(m, 11H), 7.60–7.67(m, 7H), 7.77(m, 2H), 7.83–7.84(m, 2H), 7.90–7.94(m, 3H)

139	<sup>1</sup> H NMR(400 MHz, CDCl <sub>3</sub> ) : δ = 7.95(d, 2H), 7.91(d, 2H), 7.86(s, 2H), 7.78(s, 2H), 7.69–7.65(m, 6H), 7.62(d, 2H), 7.58–7.53(m, 12H), 7.39–7.33(m, 18H), 7.33–7.30(m, 4H), 1.68(s, 12H)
140	<sup>1</sup> H NMR(400 MHz, CDCl <sub>3</sub> ) : δ = 7.96(s, 2H), 7.91(s, 2H), 7.79(d, 2H), 7.75(d, 2H), 7.69–7.66(m, 4H), 7.62(d, 2H), 7.58–7.52(m, 14H), 7.39–7.34(m, 18H), 7.33–7.31(m, 4H)
141	<sup>1</sup> H NMR(400 MHz, CDCl <sub>3</sub> ) : δ = 7.92(d, 2H), 7.91(d, 2H), 7.79(s, 2H), 7.77(s, 2H), 7.69–7.66(m, 4H), 7.64–7.60(m, 8H), 7.58(d, 4H), 7.58–7.52(m, 12H), 7.39–7.34(m, 18H), 7.33–7.31(m, 4H), 1.66(s, 12H)
142	<sup>1</sup> H NMR(400 MHz, CDCl <sub>3</sub> ) : δ = 7.96(d, 2H), 7.92(d, 2H), 7.85(s, 2H), 7.78(s, 2H), 7.69–7.65(m, 6H), 7.62(d, 2H), 7.58–7.52(m, 20H), 7.39–7.34(m, 18H), 7.33–7.30(m, 4H), 1.65(s, 12H)
143	<sup>1</sup> H NMR(400 MHz, CDCl <sub>3</sub> ) : δ = 7.96(s, 2H), 7.90(s, 2H), 7.79(d, 2H), 7.75(d, 2H), 7.69–7.66(m, 4H), 7.63(d, 2H), 7.59–7.52(m, 22H), 7.39–7.34(m, 18H), 7.33–7.31(m, 4H)
144	<sup>1</sup> H NMR(400 MHz, CDCl <sub>3</sub> ) : δ = 7.91(s, 2H), 7.90(s, 2H), 7.76(d, 2H), 7.75(d, 2H), 7.69–7.66(m, 4H), 7.62(d, 4H), 7.59(d, 4H), 7.58–7.52(m, 16H), 7.40–7.34(m, 18H), 7.33–7.31(m, 4H)
145	<sup>1</sup> H NMR(400 MHz, CDCl <sub>3</sub> ) : δ = 7.96(s, 2H), 7.90(s, 2H), 7.79(d, 2H), 7.74(d, 2H), 7.69–7.67(m, 2H), 7.63(d, 2H), 7.61(d, 1H), 7.60–7.50(m, 14H), 7.46(s, 1H), 7.40–7.29(m, 20H), 7.18(d, 1H), 2.39(s, 3H)
146	<sup>1</sup> H NMR(400 MHz, CDCl <sub>3</sub> ) : δ = 7.96(s, 2H), 7.90(s, 2H), 7.79(d, 2H), 7.74(d, 2H), 7.69–7.67(m, 2H), 7.63(d, 2H), 7.61(d, 1H), 7.60–7.50(m, 14H), 7.46(s, 1H), 7.40–7.29(m, 2H), 7.18(d, 1H), 1.40(s, 9H)
147	<sup>1</sup> H NMR(400 MHz, CDCl <sub>3</sub> ) : δ = 7.96(s, 2H), 7.90(s, 4H), 7.79(d, 2H), 7.76–7.73(m, 4H), 7.69–7.65(m, 4H), 7.63–7.60(m, 2H), 7.58–7.52(m, 16H), 7.40–7.33(m, 18H), 7.32–7.29(m, 4H)
148	<sup>1</sup> H NMR(400 MHz, CDCl <sub>3</sub> ) : δ = 7.96(s, 2H), 7.92(d, 1H), 7.90(s, 3H), 7.85(d, 1H), 7.79–7.76(m, 3H), 7.74–7.71(m, 3H), 7.68–7.66(m, 2H), 7.62–7.59(m, 3H), 7.58–7.52(m, 16H), 7.41–7.33(m, 19H), 7.32–7.28(m, 3H), 1.67(s, 6H)
149	<sup>1</sup> H NMR(400 MHz, CDCl <sub>3</sub> ) : δ = 7.96(s, 2H), 7.90(s, 3H), 7.78–7.76(d, 2H), 7.75–7.73(d, 2H), 7.68–7.66(m, 3H), 7.62–7.60(d, 2H), 7.58–7.52(m, 15H), 7.50–7.47(m, 2H), 7.41–7.34(m, 18H), 7.33–7.29(m, 4H), 7.22(t, 1H)
150	<sup>1</sup> H NMR(400 MHz, CDCl <sub>3</sub> ) : δ = 7.95(d, 2H), 7.91(d, 2H), 7.84(s, 2H), 7.77(s, 2H), 7.69–7.65(m, 4H), 7.62–7.59(m, 3H), 7.58–7.52(m, 12H), 7.47(s, 1H), 7.41–7.34(m, 18H), 7.33–7.31(m, 2H), 7.20(d, 1H), 2.46(s, 3H), 1.67(s, 12H)

151	<sup>1</sup> H NMR(400 MHz, CDCl <sub>3</sub> ) : δ = 7.94(d, 2H), 7.92-7.89(m, 4H), 7.85-7.83(s, 2H), 7.78(s, 2H), 7.75-7.73(m, 2H), 7.69-7.64(m, 6H), 7.62-7.60(d, 2H), 7.59-7.48(m, 14H), 7.46-7.33(m, 18H), 7.33-7.30(m, 4H), 1.67(s, 12H)
152	<sup>1</sup> H NMR(400 MHz, CDCl <sub>3</sub> ) : δ = 7.95(d, 2H), 7.92-7.89(m, 4H), 7.85-7.83(m, 3H), 7.78(s, 3H), 7.74(d, 1H), 7.69-7.66(m, 4H), 7.62-7.59(m, 3H), 7.58-7.48(m, 14H), 7.46-7.33(m, 18H), 7.34-7.32(m, 2H), 7.29-7.27(m, 2H), 1.68(s, 12H), 1.66(s, 6H)
153	<sup>1</sup> H NMR(400 MHz, CDCl <sub>3</sub> ) : δ = 7.70-7.66(m, 8H), 7.61(d, 4H), 7.58(d, 4H), 7.57-7.52(m, 12H), 7.41-7.34(m, 18H), 7.34-7.30(m, 8H)
154	<sup>1</sup> H NMR(400 MHz, CDCl <sub>3</sub> ) : δ = 7.95(s, 2H), 7.90(s, 2H), 7.79-7.77(d, 2H), 7.75-7.73(m, 2H), 7.70-7.64(m, 8H), 7.60(d, 2H), 7.59-7.48(m, 14H), 7.42-7.28(m, 26H)
155	<sup>1</sup> H NMR(400 MHz, CDCl <sub>3</sub> ) : δ = 7.94(d, 2H), 7.91(d, 2H), 7.85(s, 2H), 7.79(s, 2H), 7.73-7.63(m, 10H), 7.60(d, 2H), 7.59(d, 2H), 7.59-7.49(m, 12H), 7.46-7.33(m, 18H), 7.33-7.25(m, 8H), 1.68(s, 12H)

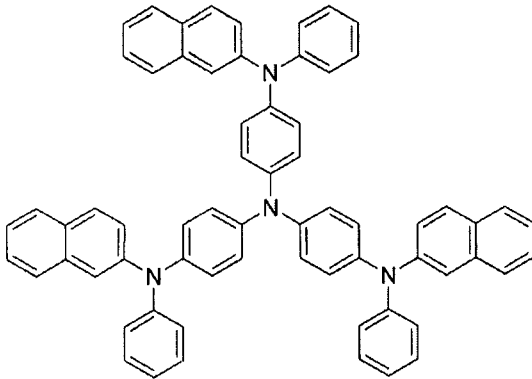
[Example 1-55] Manufacture of OLED's using the compounds according to the invention

5 OLED's were manufactured as illustrated in Fig. 1 by using the electron transportation layer materials according to the invention.

10 First, a transparent electrode ITO thin film (2) (15 Ω/□) obtained from glass (1) for OLED was subjected to ultrasonic washing with trichloroethylene, acetone, ethanol and distilled water, subsequently, and stored in isopropanol before use.

15 Then, an ITO substrate was equipped in a substrate folder of a vacuum vapor-deposit device, and 4,4',4''-tris(N,N-(2-naphthyl)-phenylamino)triphenylamine (2-TNATA) was placed in a cell of the vacuum vapor-deposit device, which was then vented

to reach  $10^{-6}$  torr of vacuum in the chamber. Electric current was applied to the cell to evaporate 2-TNATA to vapor-deposit a hole injection layer (3) with 60 nm of thickness on the ITO substrate.

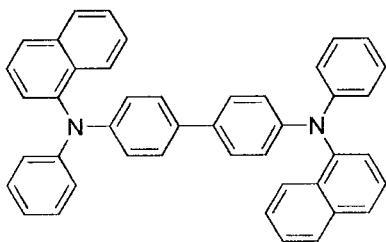


2-TNATA

5

Then, another cell of the vacuum vapor-deposit device was charged with N,N'-bis( $\alpha$ -naphthyl)-N,N'-diphenyl-4,4'-diamine (NPB), and electric current was applied to the cell to evaporate NPB to vapor-deposit a hole transportation layer (4) with 20 nm of thickness on the hole injection layer.

10

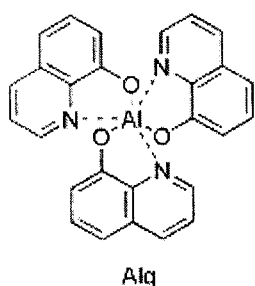


NPB

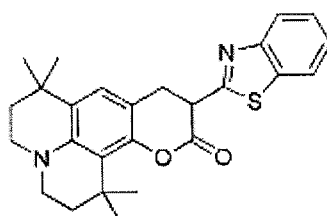
After formation of the hole injection layer and the hole transportation layer, an electroluminescent layer was vapor-deposited as follows. One cell of the vacuum deposition device was charged with tris(8-hydroxyquinoline)aluminum (III) (Alq)

15

as an electroluminescent host material, while another cell of said device was charged with coumarin 545T (C545T), respectively. Two substances were doped by evaporating with different rates to vapor-deposit an electroluminescent layer (5) with a thickness of 30 nm on the hole transportation layer. The doping concentration was preferably 2 to 5 mol% on the basis of Alq.

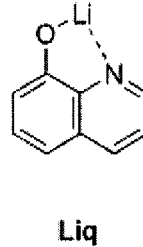
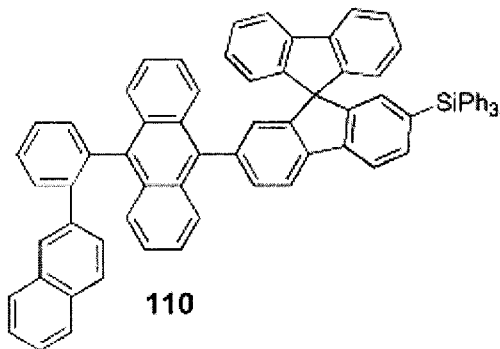


Alq



C545T

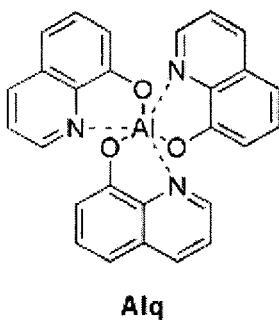
Then, one of the compounds prepared according to the present invention (for example, Compound 110) was vapor-deposited with a thickness of 20 nm, as an electron transportation layer (6), followed by lithium quinolate (Liq) with a thickness of from 1 to 2 nm as an electron injection layer (7). Thereafter, an Al cathode (8) was vapor-deposited with a thickness of 150 nm by using another vacuum vapor-deposit device to manufacture an OLED.



[Comparative Example 1] Manufacture of an OLED using conventional EL material

5 A hole injection layer (3), a hole transportation layer (4) and an electroluminescent layer (5) were formed according to the same procedure as described in Example 1, and Alq (tris(8-hydroxyquinoline)-aluminum (III) having the structure shown below was vapor-deposited with 20 nm of thickness as an

10 electron transportation layer (6), followed by lithium quinolate (Liq) with 1~2 nm of thickness as an electron injection layer (7). An Al cathode (8) was vapor-deposited by using another vacuum vapor-deposit device with a thickness of 150 nm, to manufacture an OLED.



[Experimental Example 1] Examination of properties of OLED

Current luminous efficiencies and power efficiencies of OLED's comprising one of the organic electroluminescent compounds (Compound 101 to 155) according to the invention prepared from Example 1 to 155, and the OLED of Comparative Example 1 comprising the conventional electroluminescent compound were measured at 1,000 cd/m<sup>2</sup>, of which the results are shown in Table 3.

10 [Table 3]

	Electron transportation layer material	Operation voltage (V) @1000cd/m <sup>2</sup>	Luminous efficiency (cd/A) @1000cd/m <sup>2</sup>	Power efficiency (lm/W) @1000cd/m <sup>2</sup>	Color coordinate (x, y)
Ex. 2	Comp.102	5	15	9.4	0.28, 0.65
Ex. 3	Comp.103	5	15.1	10.5	0.28, 0.65
Ex. 10	Comp.110	4.5	16.7	11.6	0.28, 0.64
Ex. 20	Comp.120	4.5	15.5	10.8	0.28, 0.64
Ex. 25	Comp.125	5	15	9.4	0.29, 0.63
Ex. 30	Comp.130	4.5	14	9.7	0.27, 0.62
Ex. 41	Comp.141	5	14.4	9.0	0.29, 0.65
Ex. 50	Comp.150	5	14.7	9.2	0.29, 0.65
Comp. Ex. 1	Alq <sub>3</sub>	6	11.6	6.1	0.30, 0.65

As can be seen from Table 3, Compound (110) as the electron transportation material (Example 10) showed highest power efficiency. In particular, Compound (110) of Example 10 and Compound (120) of Example 20 showed about 2-fold enhancement of power efficiency as compared to the

conventional material, Alq, as the electron transportation layer.

Fig. 2 is a luminous efficiency curve when compound (110) was employed as an electron transportation material. Fig. 3 and Fig. 4 are luminance-voltage and power efficiency-luminance curves, respectively, which compare Compound (110) according to the invention and Alq employed as the electron transportation layer.

From Table 3 showing the properties of the compounds developed by the present invention employed as an electron transportation layer, it is confirmed that the compounds developed by the invention show excellent properties as compared to conventional substances in view of the performances.

Particularly, it is found that the improvement of power consumption due to lowered operation voltage in an OLED employing the material according to the invention comes from improvement of current properties, not from simple improvement of luminous efficiency.

#### **【Industrial Applicability】**

The compounds according to the invention for an electron transportation layer are advantageous in that they can substantially improve the power efficiency by noticeably

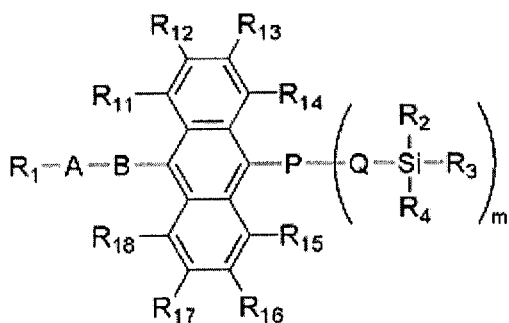
lowering the operational voltage and increasing the current efficiency. Thus, it is expected that the material can greatly contribute to reduce the power consumption of an OLED.

**【CLAIMS】**

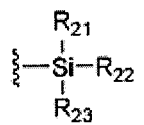
**【Claim 1】**

An organic electroluminescent compound represented by Chemical Formula (1):

5 [Chemical Formula 1]



wherein, A, B, P and Q independently represent a chemical bond, or (C<sub>6</sub>-C<sub>30</sub>)arylene with or without one or more substituent(s) selected from a linear or branched and saturated or unsaturated (C<sub>1</sub>-C<sub>30</sub>)alkyl with or without halogen substituent(s), (C<sub>6</sub>-C<sub>30</sub>)aryl and halogen;



R<sub>1</sub> represents hydrogen, (C<sub>6</sub>-C<sub>30</sub>)aryl or  $\left\{ \begin{array}{c} R_{21} \\ | \\ \text{Si}-R_{22} \\ | \\ R_{23} \end{array} \right\}$ ;

R<sub>2</sub>, R<sub>3</sub> and R<sub>4</sub> independently represent a linear or branched and saturated or unsaturated (C<sub>1</sub>-C<sub>30</sub>)alkyl or (C<sub>6</sub>-C<sub>30</sub>)aryl;

15 R<sub>11</sub> through R<sub>18</sub> independently represent hydrogen, or a linear or branched and saturated or unsaturated (C<sub>1</sub>-C<sub>30</sub>)alkyl or (C<sub>6</sub>-C<sub>30</sub>)aryl;

R<sub>21</sub>, R<sub>22</sub> and R<sub>23</sub> independently represent a linear or branched and saturated or unsaturated (C<sub>1</sub>-C<sub>30</sub>)alkyl or (C<sub>6</sub>-

C<sub>30</sub>)aryl; and

m is an integer of 1 or 2;

provided that A, B, P and Q are not chemical bonds all at the same time; if both -A-B- and -P-Q- are phenylene, R<sub>1</sub> necessarily represents hydrogen; excluding both -A-B- and -P-Q- being spirobifluorenylenes, the arylene and aryl may be further substituted by a linear or branched and saturated or unsaturated (C<sub>1</sub>-C<sub>30</sub>)alkyl, (C<sub>1</sub>-C<sub>30</sub>)alkoxy, halogen, (C<sub>3</sub>-C<sub>12</sub>)cycloalkyl, phenyl, naphthyl or anthryl.

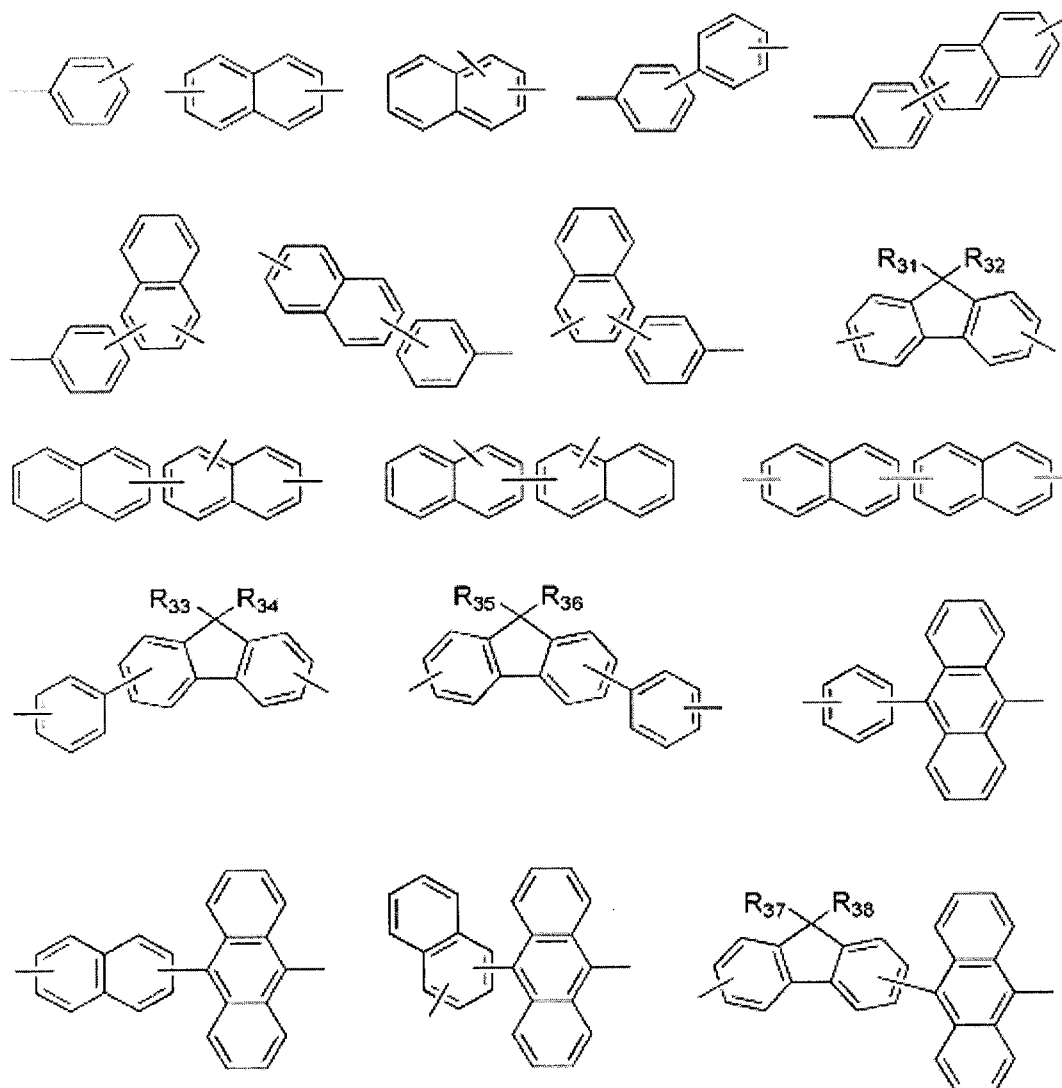
10 **【Claim 2】**

An organic electroluminescent compound according to claim 1, wherein R<sub>1</sub> represents hydrogen, phenyl, naphthyl, anthryl, biphenyl, phenanthryl, naphthacenyl, fluorenyl, 9,9-dimethylfluoren-2-yl, pyrenyl, phenylenyl, fluoranthenyl, trimethylsilyl, triethylsilyl, tripropylsilyl, tri(t-butyl)silyl, t-butyl dimethylsilyl, triphenylsilyl or phenyldimethylsilyl; R<sub>2</sub>, R<sub>3</sub> and R<sub>4</sub> independently represent methyl, ethyl, n-propyl, i-propyl, i-butyl, t-butyl, n-pentyl, i-amyl, n-hexyl, n-heptyl, n-octyl, 2-ethylhexyl, n-nonyl, decyl, dodecyl, hexadecyl, phenyl, naphthyl, anthryl or fluorenyl; and R<sub>11</sub> through R<sub>18</sub> are independently selected from hydrogen, methyl, ethyl, n-propyl, i-propyl, i-butyl, t-butyl, n-pentyl, i-amyl, n-hexyl, n-heptyl, n-octyl, 2-ethylhexyl, n-nonyl, decyl, dodecyl, hexadecyl, phenyl, naphthyl, anthryl or

fluorenyl.

**[Claim 3]**

An organic electroluminescent compound according to claim 2, wherein -A-B- is selected from the following structures:



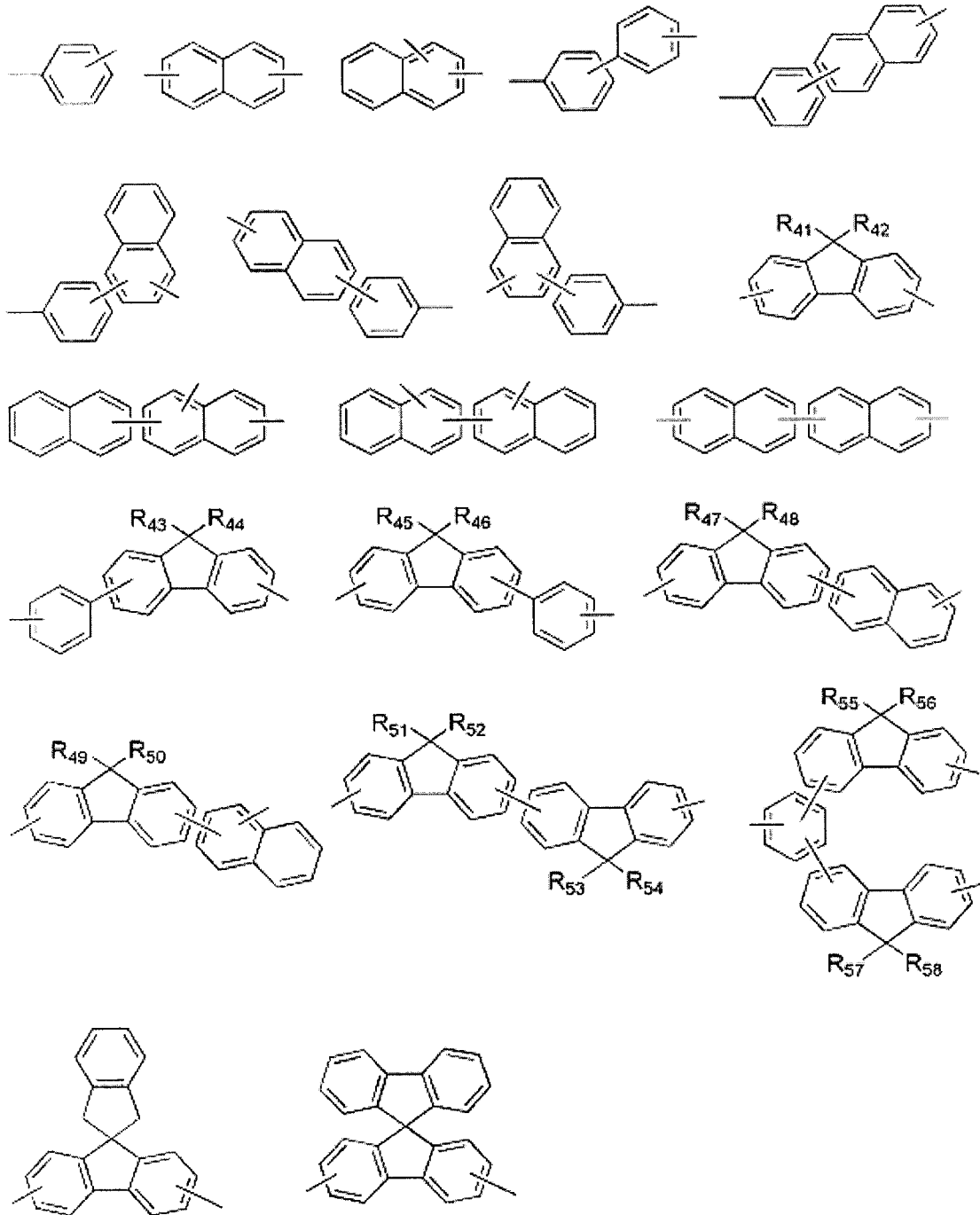
wherein,  $R_{31}$ ,  $R_{32}$ ,  $R_{33}$ ,  $R_{34}$ ,  $R_{35}$ ,  $R_{36}$ ,  $R_{37}$  and  $R_{38}$  independently represent hydrogen, methyl, ethyl, propyl, butyl, isobutyl, pentyl, hexyl, ethylhexyl, heptyl, octyl, isooctyl, nonyl, dodecyl, hexadecyl, phenyl, tolyl, biphenyl, benzyl,

naphthyl, anthryl or fluorenyl.

**【Claim 4】**

An organic electroluminescent compound according to claim 2, wherein -P-Q- is selected from the following structures:

5

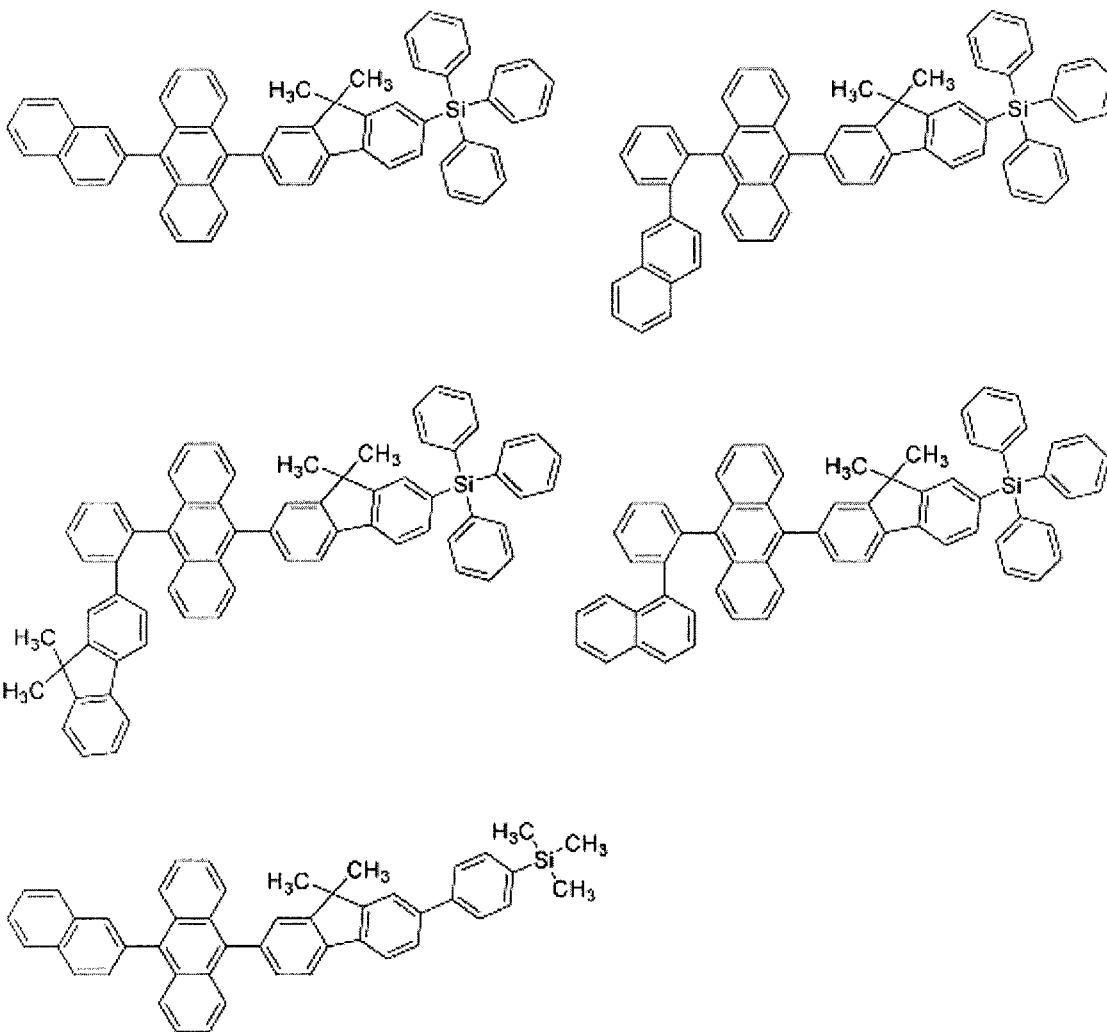


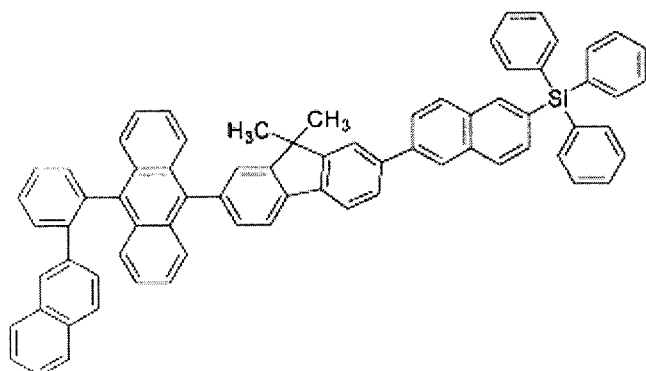
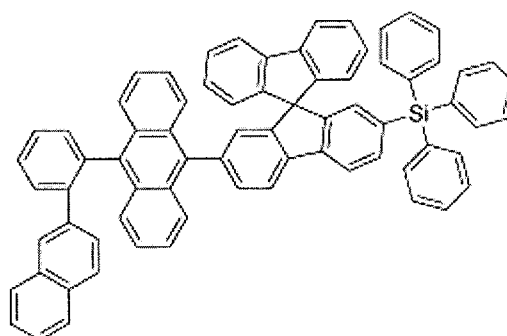
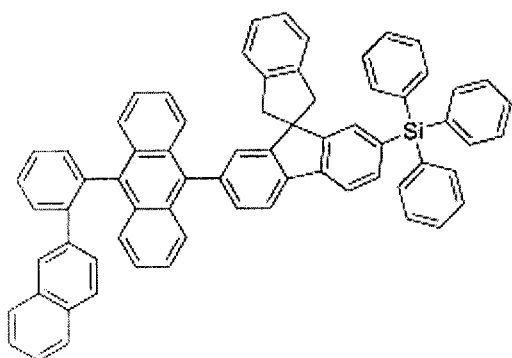
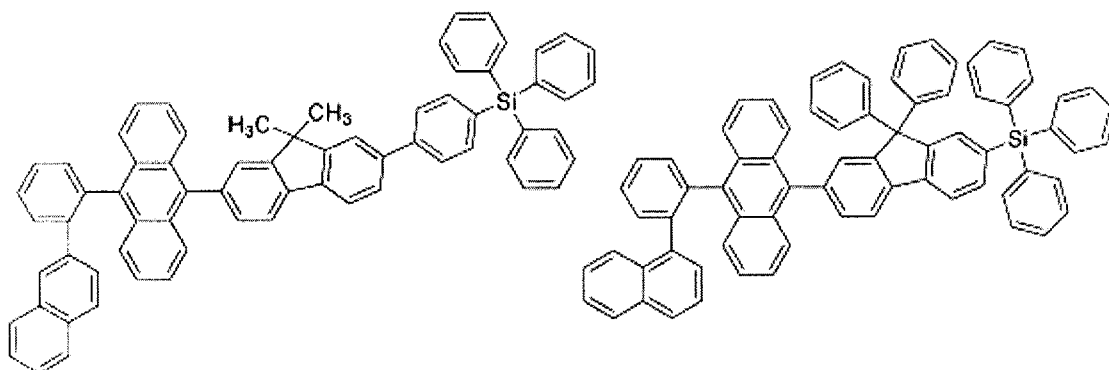
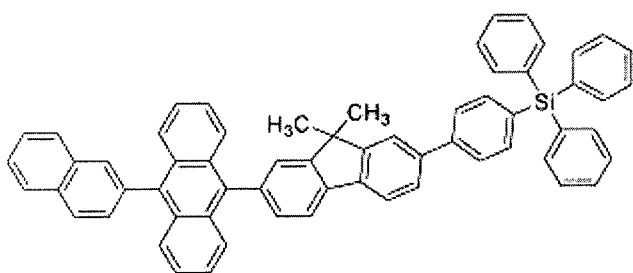
10

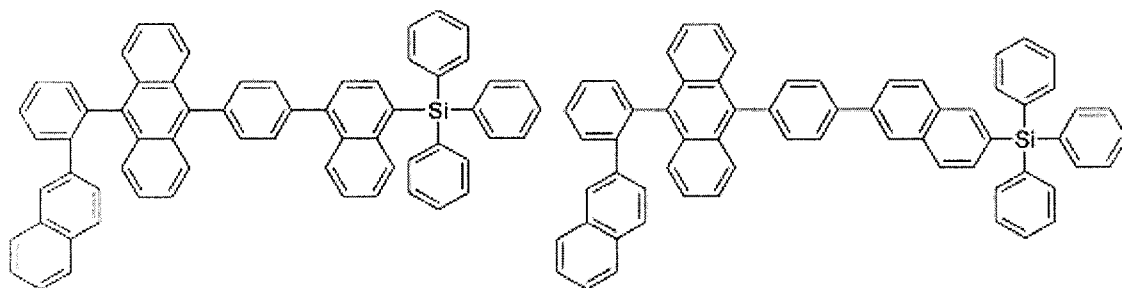
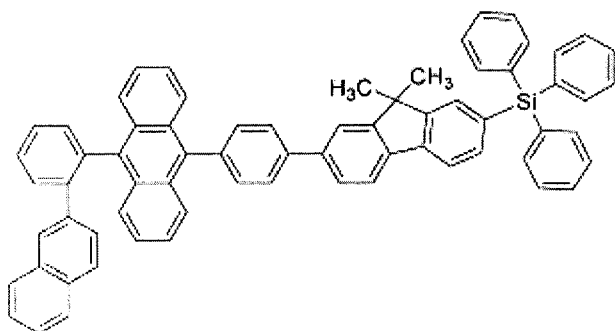
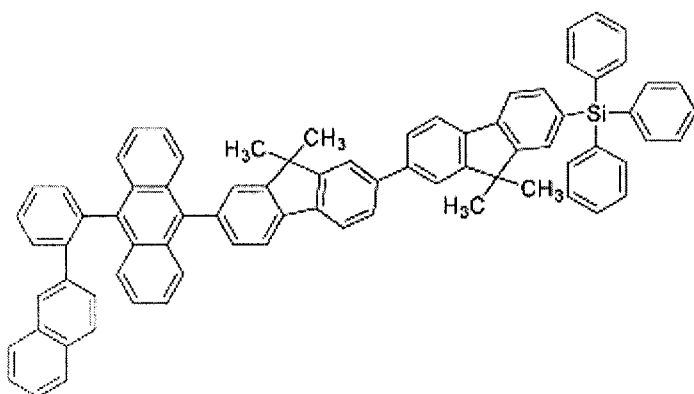
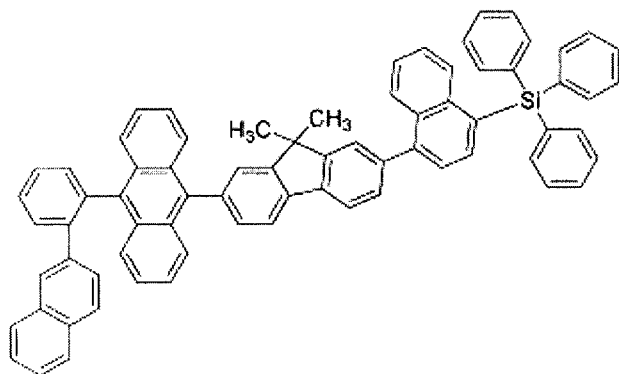
wherein, R<sub>41</sub> through R<sub>58</sub> independently represent hydrogen, methyl, ethyl, propyl, butyl, isobutyl, pentyl, hexyl, ethylhexyl, heptyl, octyl, isooctyl, nonyl, dodecyl, hexadecyl, phenyl, tolyl, biphenyl, benzyl, naphthyl, anthryl or fluorenyl.

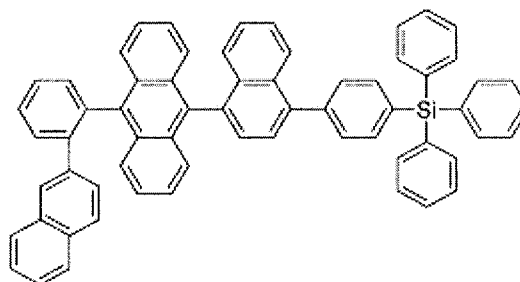
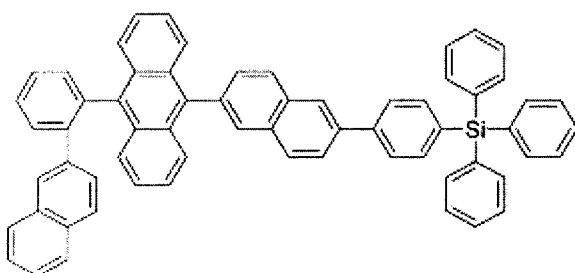
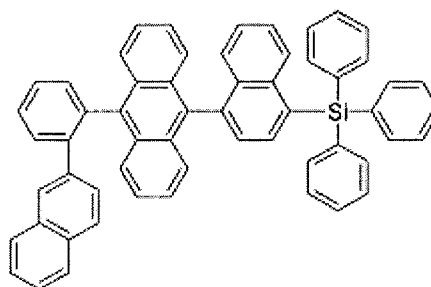
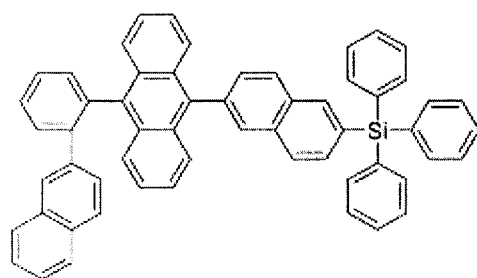
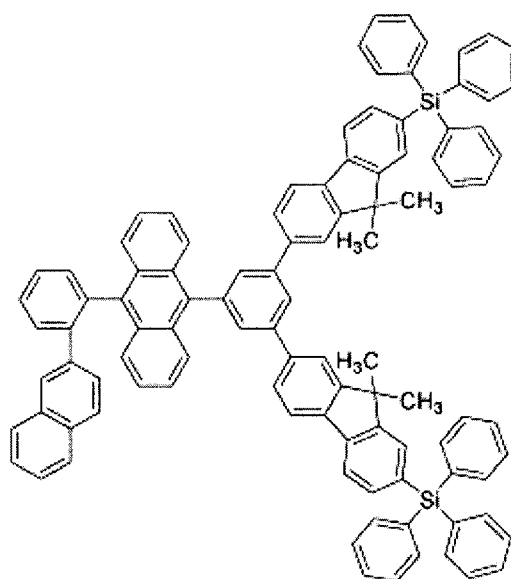
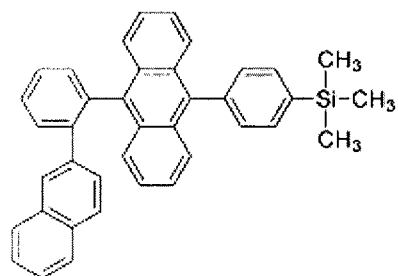
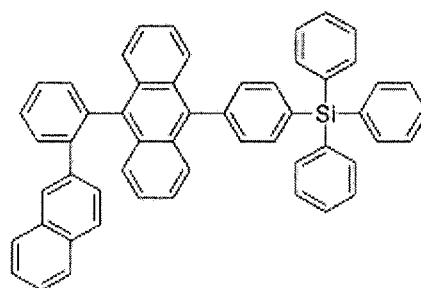
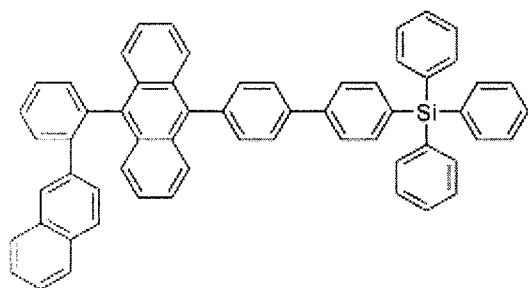
**[Claim 5]**

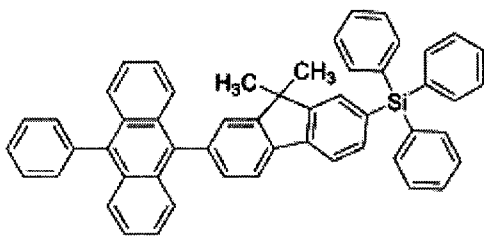
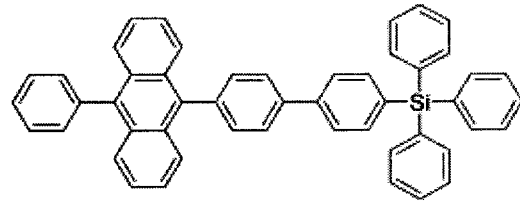
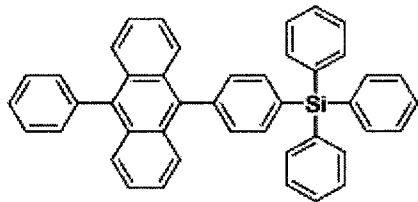
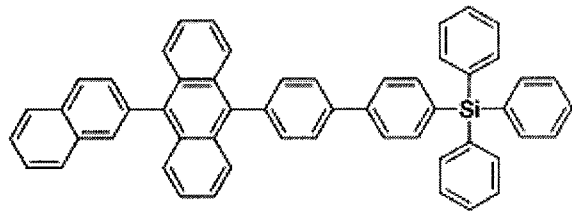
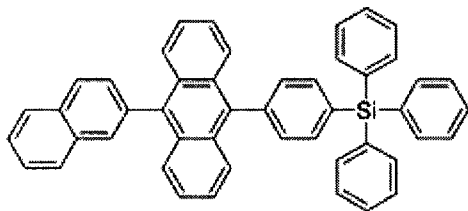
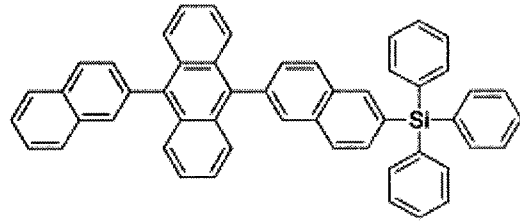
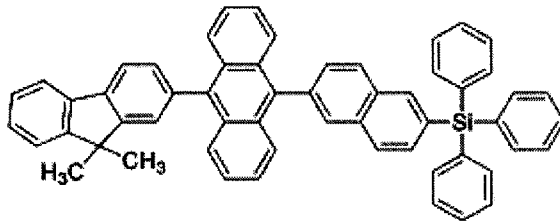
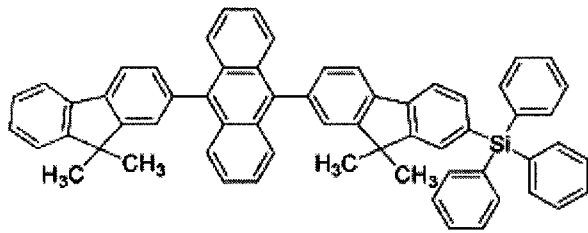
An organic electroluminescent compound according to claim 1, which is selected from the following compounds.



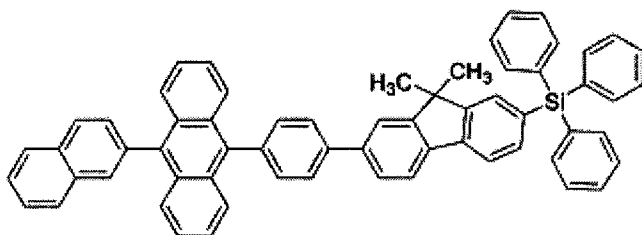


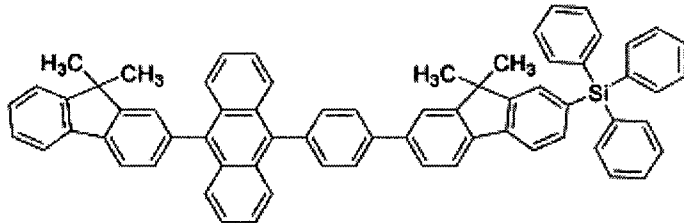
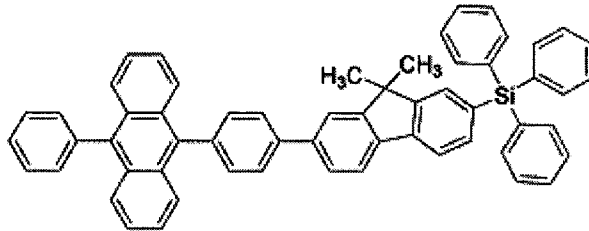
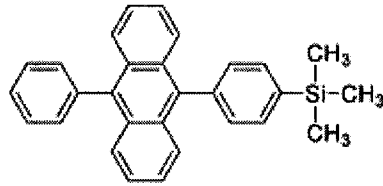
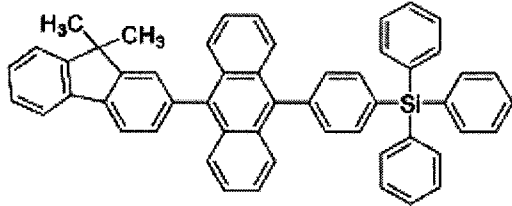
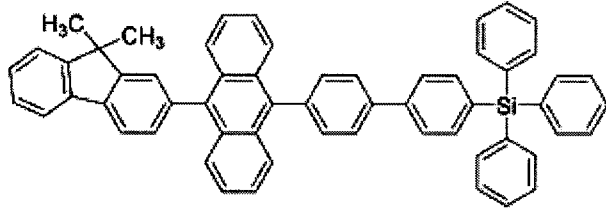






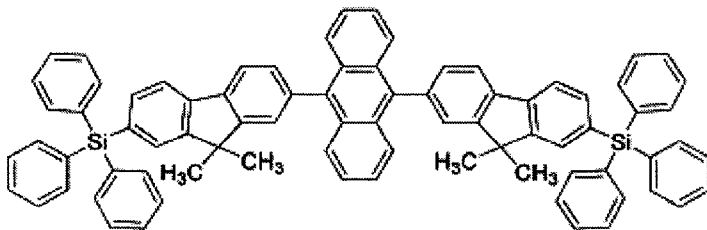
5

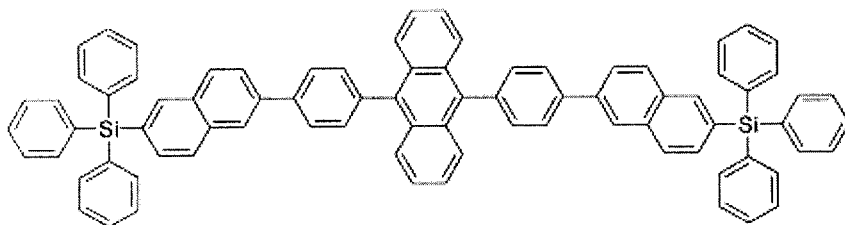
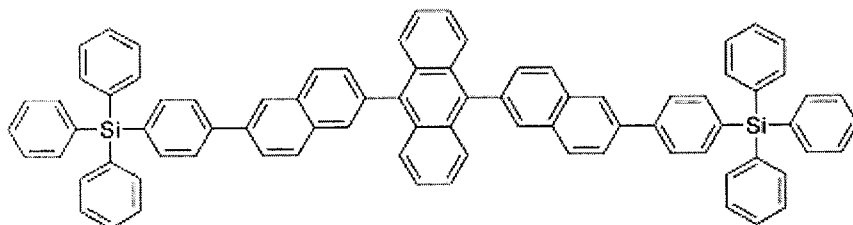
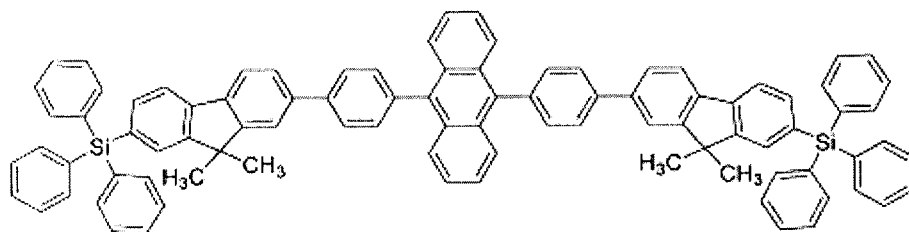
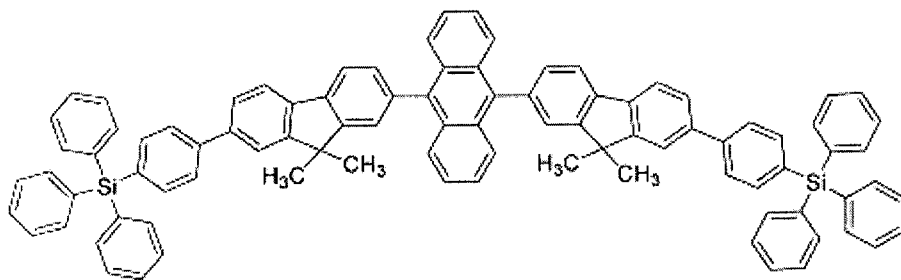
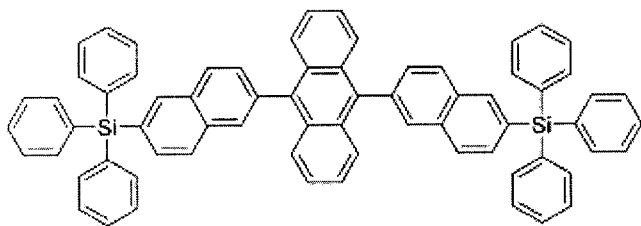


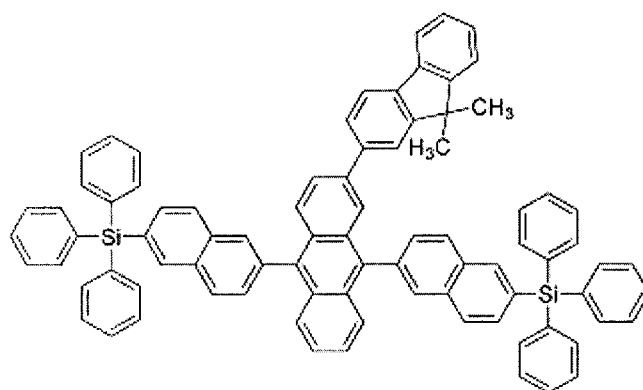
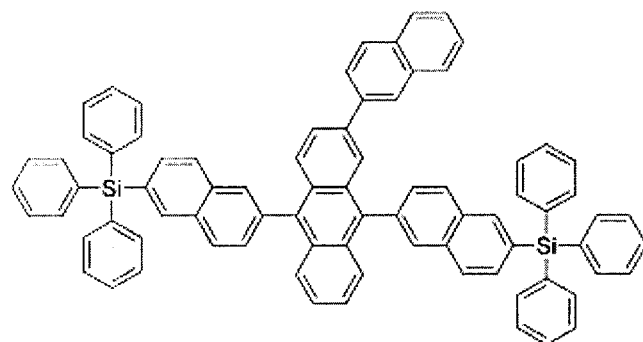
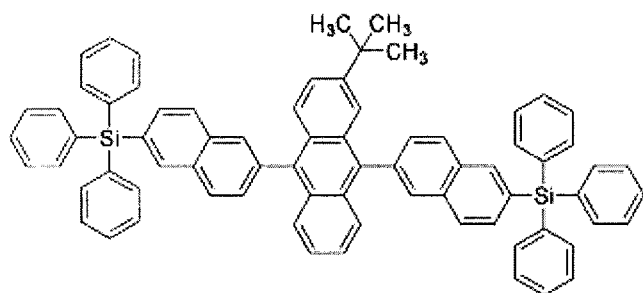
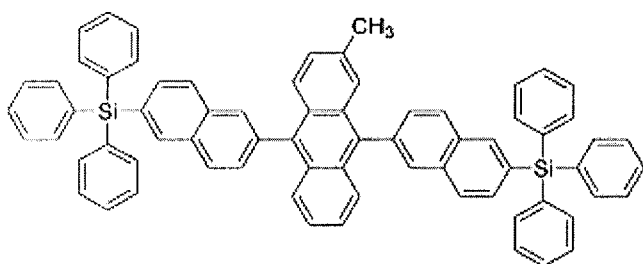


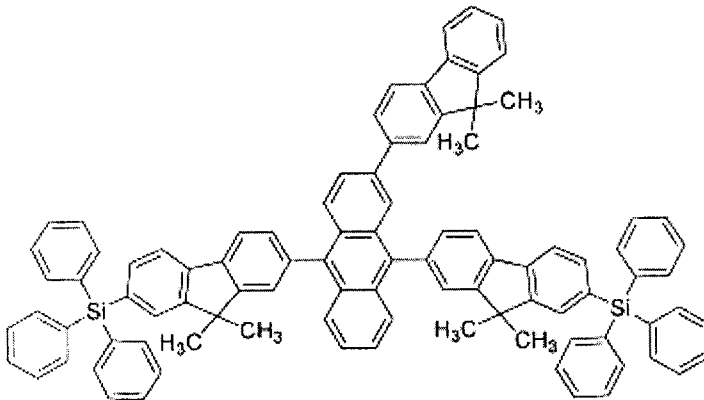
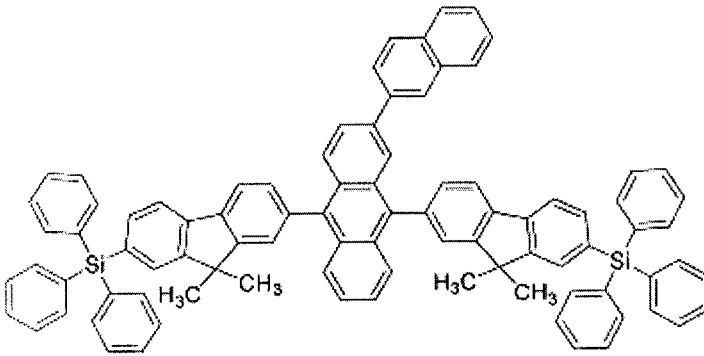
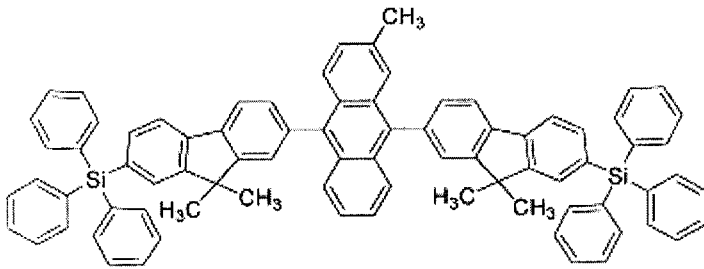
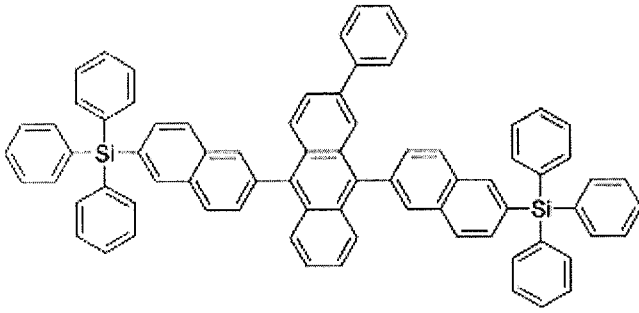
5 **【Claim 6】**

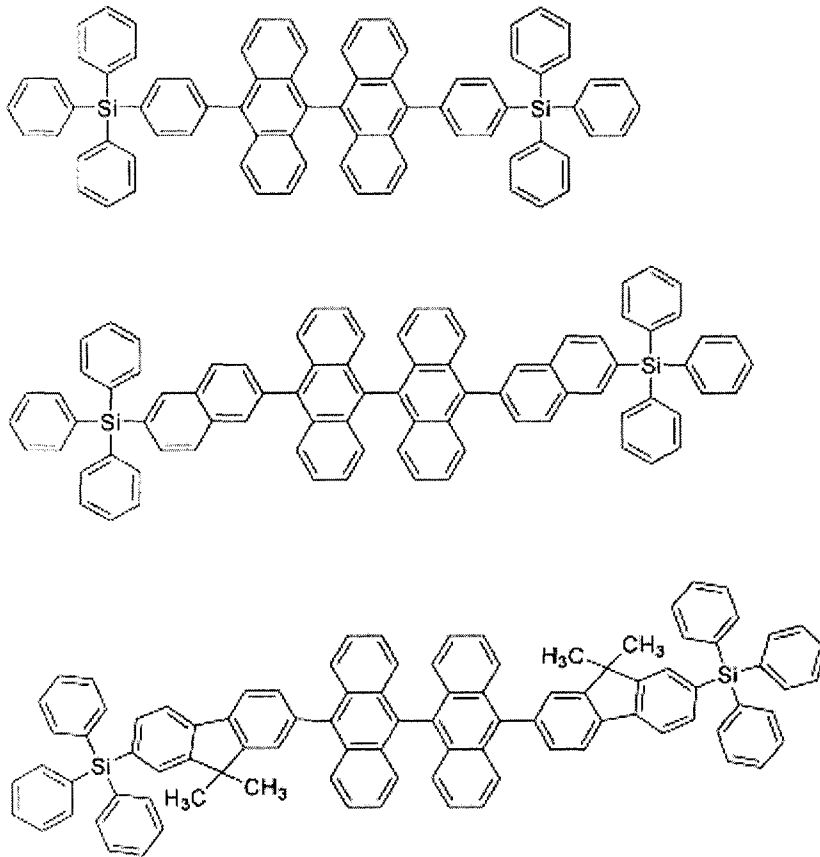
An organic electroluminescent compound according to claim 1, which is selected from the following compounds.







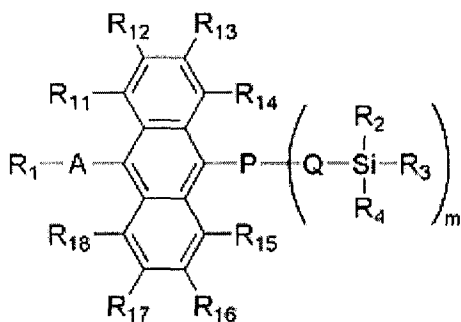




**【Claim 7】**

5 An organic electroluminescent compound represented by Chemical Formula (2):

[Chemical Formula 2]



wherein, A represents phenylene, naphthylene or  
 10 fluorenylene with or without a linear or branched and

saturated or unsaturated (C<sub>1</sub>-C<sub>30</sub>)alkyl substituent(s);

P and Q independently represent a chemical bond, or (C<sub>6</sub>-C<sub>30</sub>)arylene with or without one or more substituent(s) selected from a linear or branched and saturated or unsaturated (C<sub>1</sub>-C<sub>30</sub>)alkyl with or without halogen substituent(s), (C<sub>6</sub>-C<sub>30</sub>)aryl and halogen;

R<sub>1</sub> represents hydrogen, phenyl, naphthyl, anthryl, biphenyl, phenanthryl, naphthacenyl, fluorenyl or 9,9-dimethyl-fluoren-2-yl;

R<sub>2</sub>, R<sub>3</sub> and R<sub>4</sub> independently represent a linear or branched and saturated or unsaturated (C<sub>1</sub>-C<sub>30</sub>)alkyl or (C<sub>6</sub>-C<sub>30</sub>)aryl;

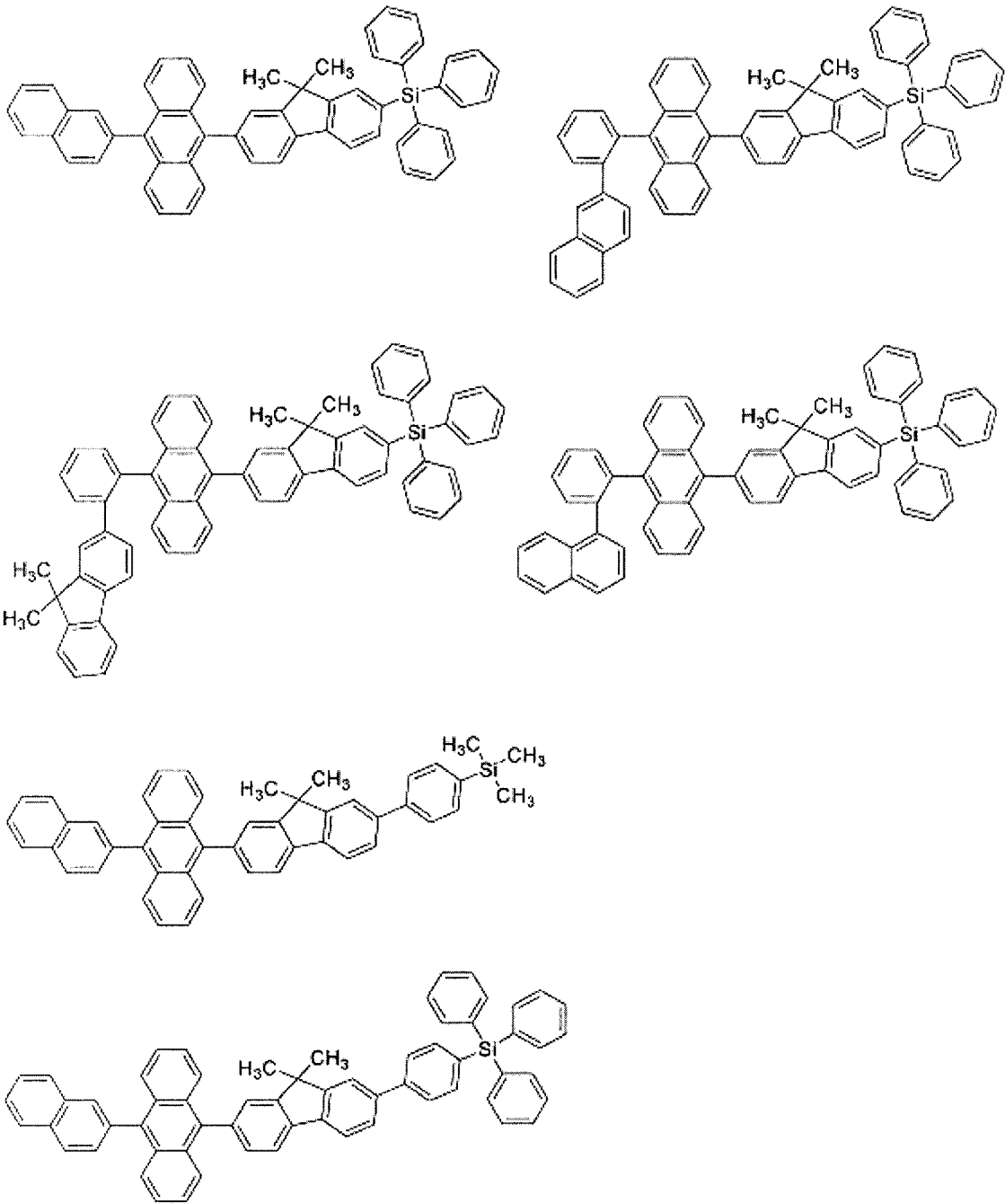
R<sub>11</sub> through R<sub>18</sub> independently represent hydrogen, or a linear or branched and saturated or unsaturated (C<sub>1</sub>-C<sub>30</sub>)alkyl or (C<sub>6</sub>-C<sub>30</sub>)aryl;

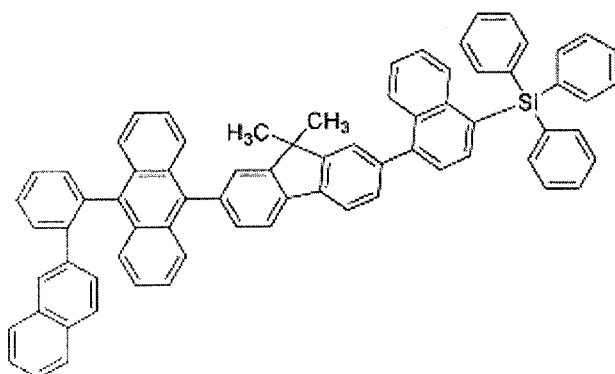
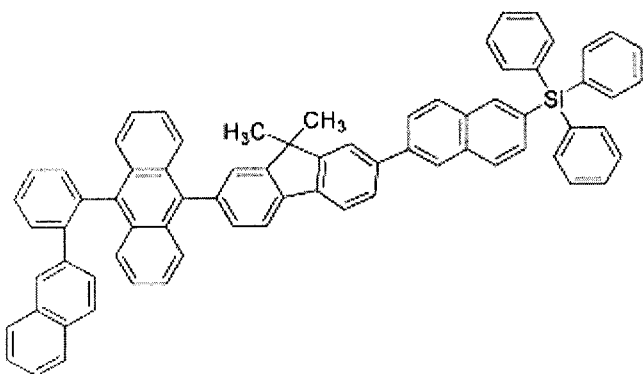
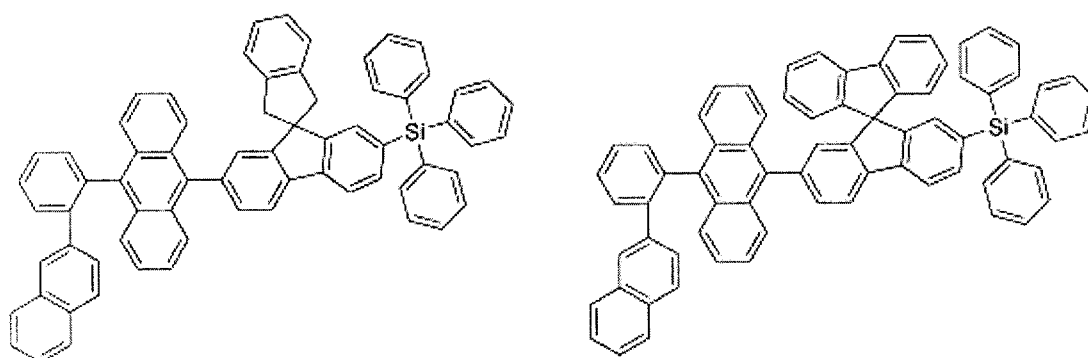
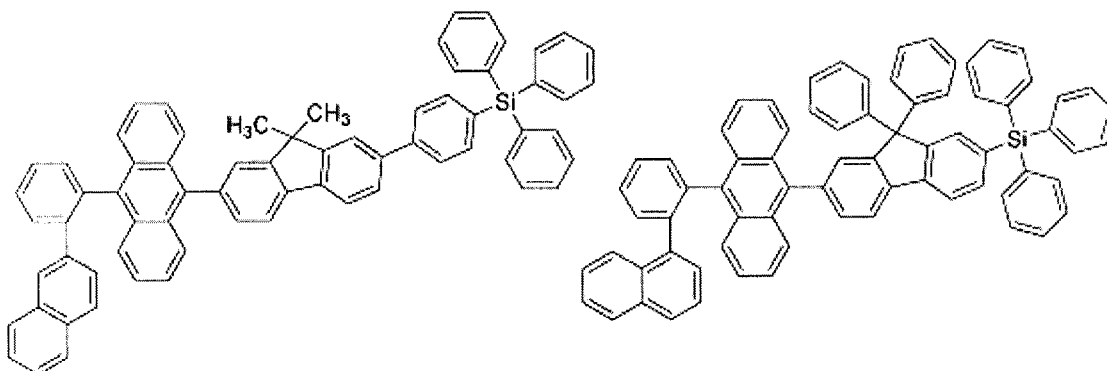
m is an integer of 1 or 2; and

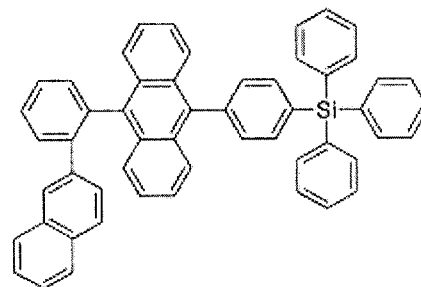
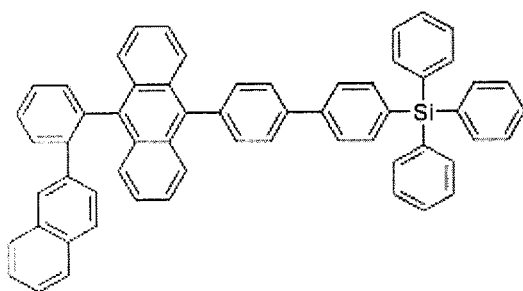
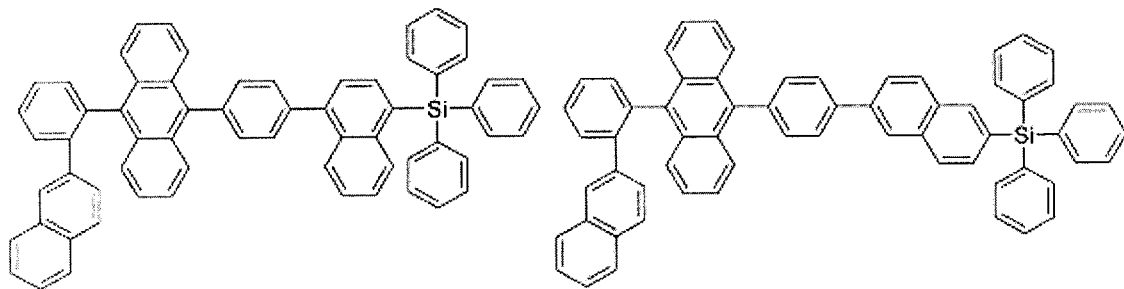
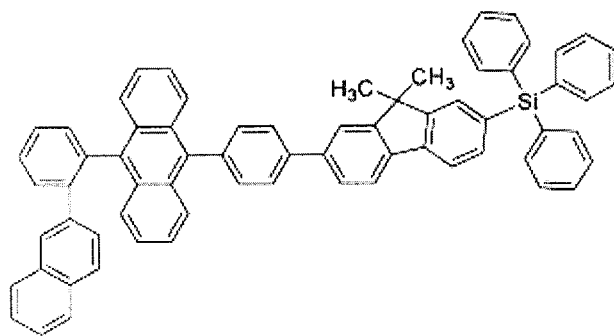
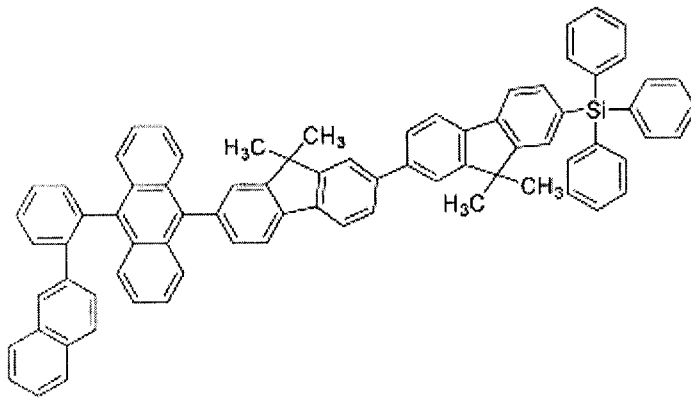
the arylene or aryl may be further substituted by a linear or branched and saturated or unsaturated (C<sub>1</sub>-C<sub>30</sub>)alkyl, (C<sub>1</sub>-C<sub>30</sub>)alkoxy, halogen, (C<sub>3</sub>-C<sub>12</sub>)cycloalkyl, phenyl, naphthyl or anthryl.

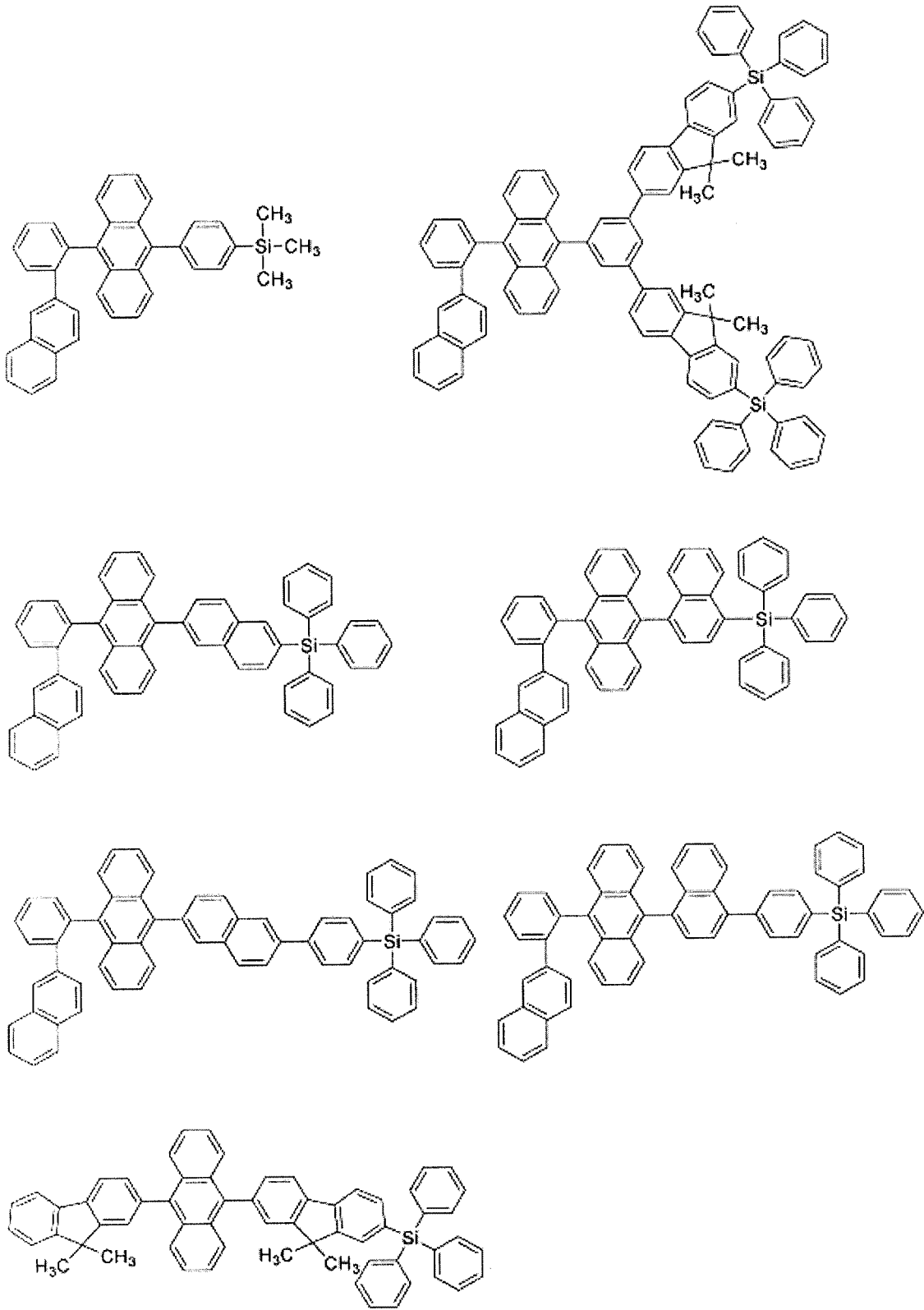
**20    【Claim 8】**

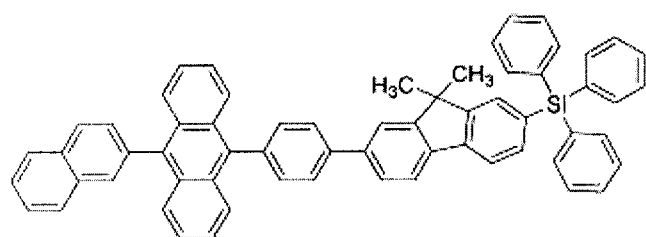
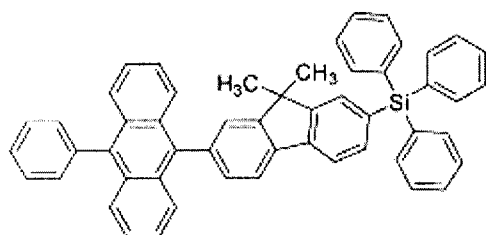
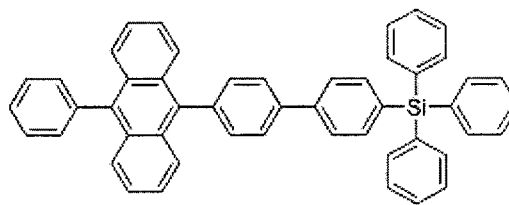
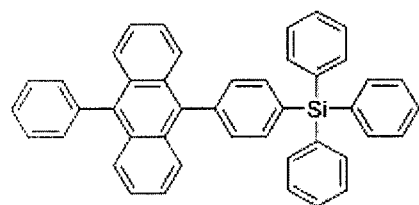
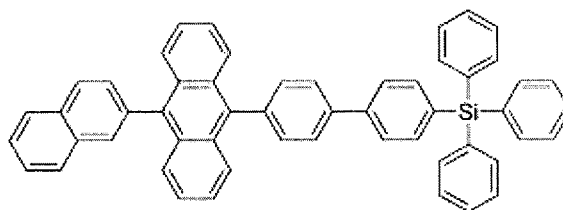
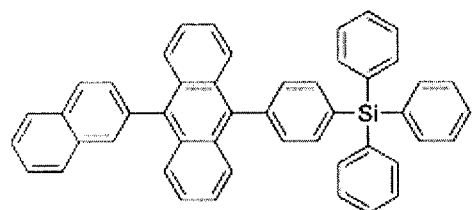
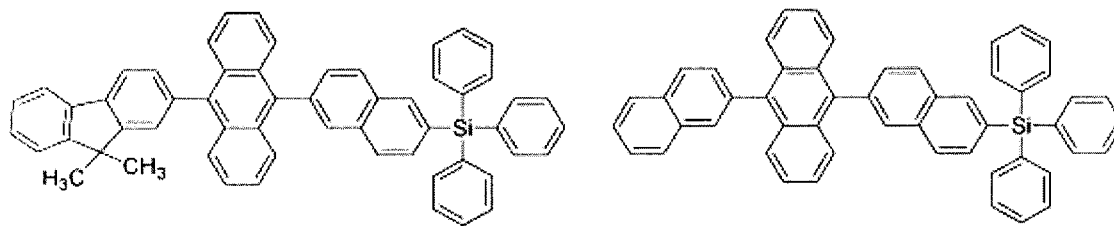
An organic electroluminescent compound according to claim 7, which is selected from the following compounds.



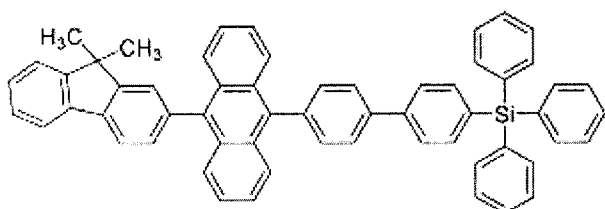


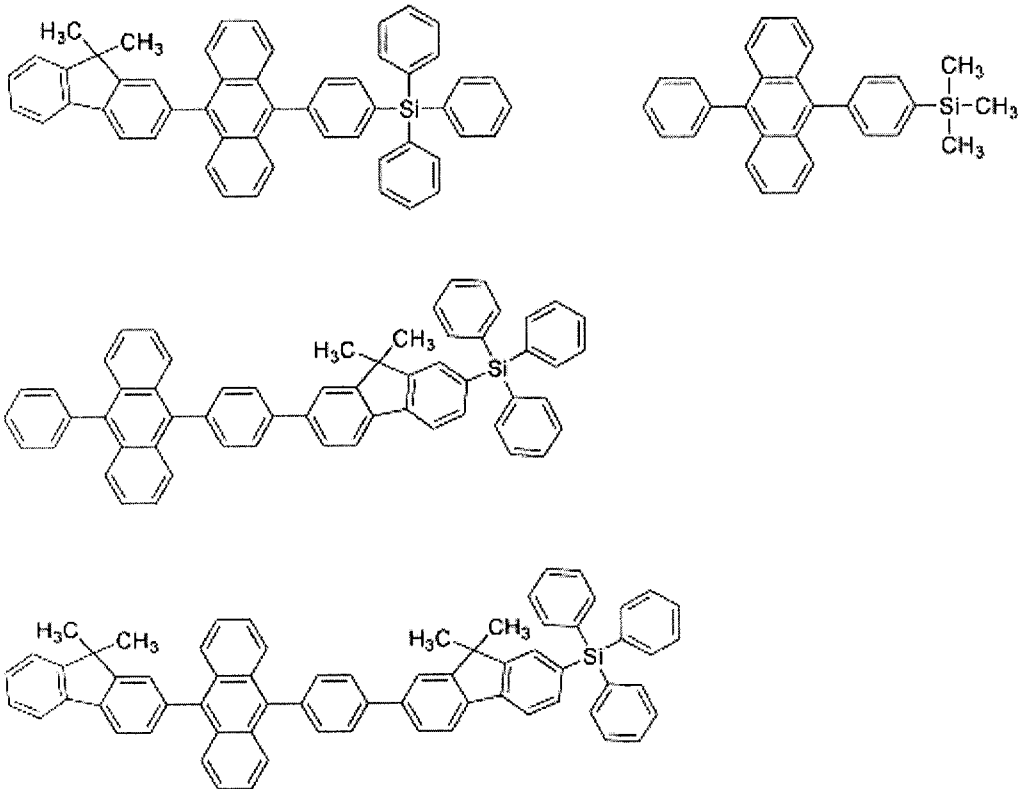






5

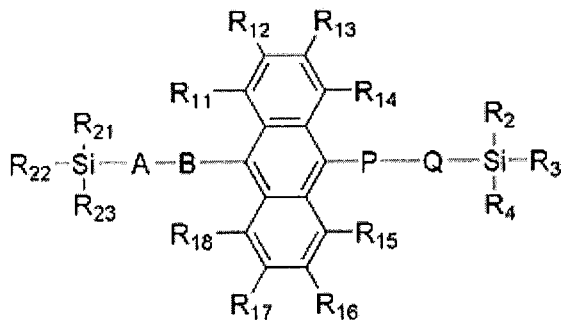




**[Claim 9]**

5 An organic electroluminescent compound represented by Chemical Formula (3):

[Chemical Formula 3]



wherein,

10 A, B, P and Q independently represent a chemical bond, or phenylene, naphthylene, anthrylene or fluorenylene with or

without one or more substituent(s) selected from a linear or branched and saturated or unsaturated (C<sub>1</sub>-C<sub>30</sub>)alkyl, (C<sub>6</sub>-C<sub>30</sub>)aryl and halogen, provided that A, B, P and Q are not chemical bonds all at the same time;

5 R<sub>2</sub>, R<sub>3</sub> and R<sub>4</sub> independently represent a linear or branched and saturated or unsaturated (C<sub>1</sub>-C<sub>30</sub>)alkyl or (C<sub>6</sub>-C<sub>30</sub>)aryl;

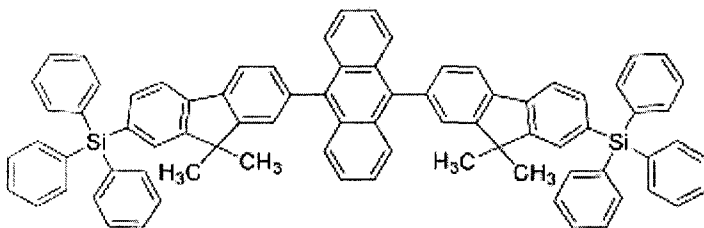
R<sub>11</sub> through R<sub>18</sub> independently represent hydrogen, a linear or branched and saturated or unsaturated (C<sub>1</sub>-C<sub>30</sub>)alkyl or (C<sub>6</sub>-C<sub>30</sub>)aryl; and

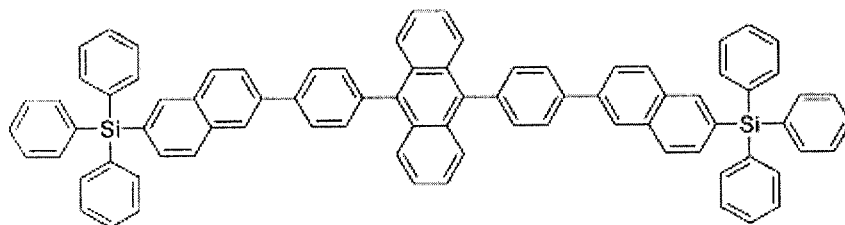
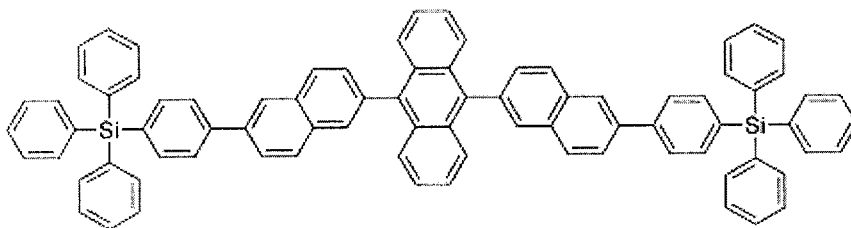
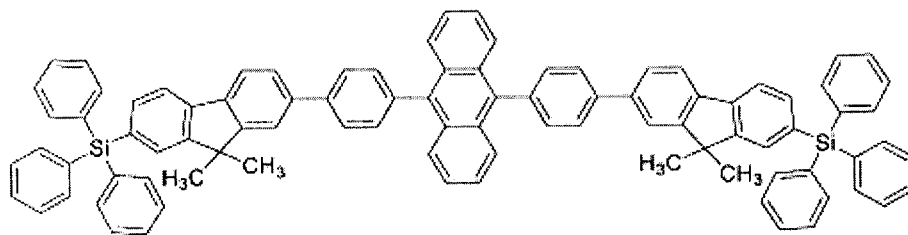
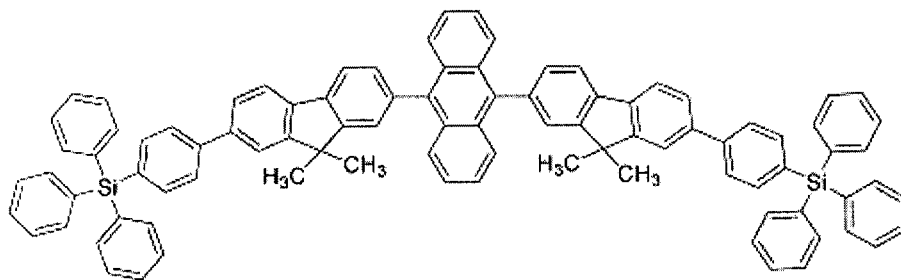
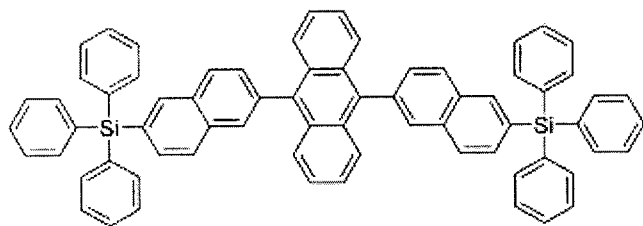
10 R<sub>21</sub>, R<sub>22</sub> and R<sub>23</sub> independently represent a linear or branched and saturated or unsaturated (C<sub>1</sub>-C<sub>30</sub>)alkyl or (C<sub>6</sub>-C<sub>30</sub>)aryl;

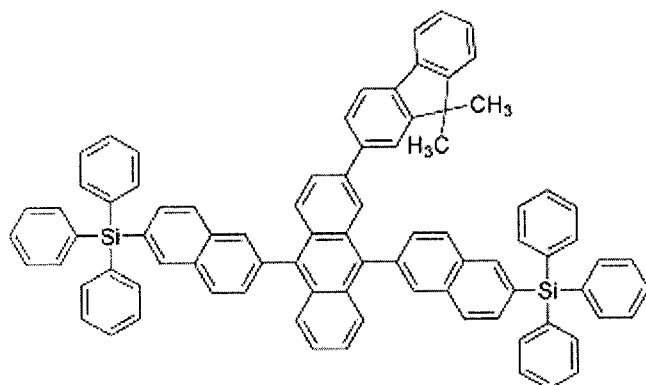
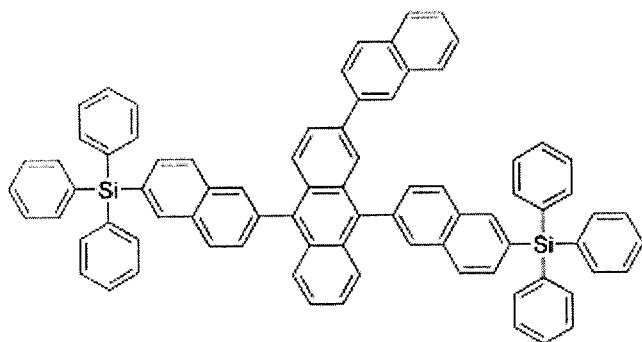
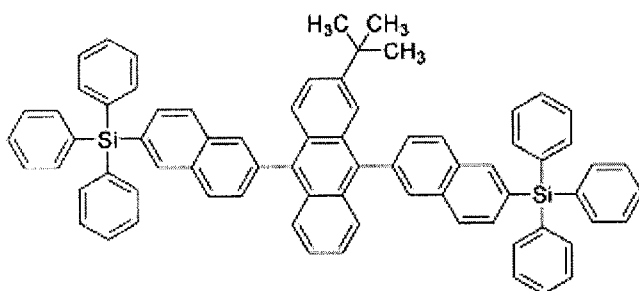
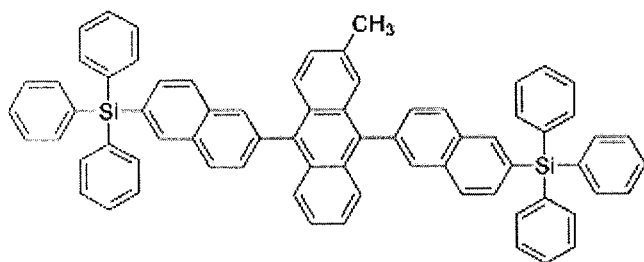
the aryl may be further substituted by a linear or branched and saturated or unsaturated (C<sub>1</sub>-C<sub>30</sub>)alkyl, (C<sub>1</sub>-C<sub>30</sub>)alkoxy, halogen, (C<sub>3</sub>-C<sub>12</sub>)cycloalkyl, phenyl, naphthyl or anthryl.

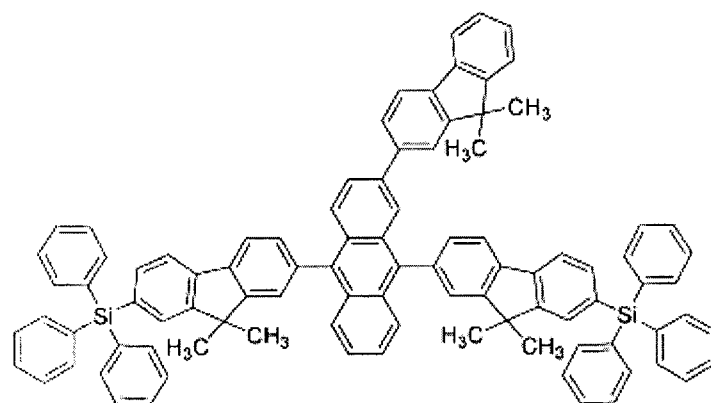
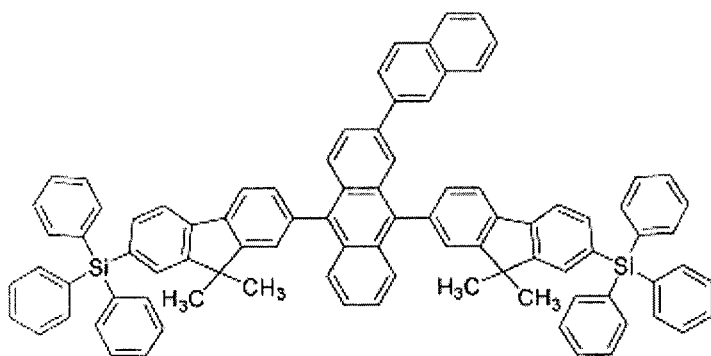
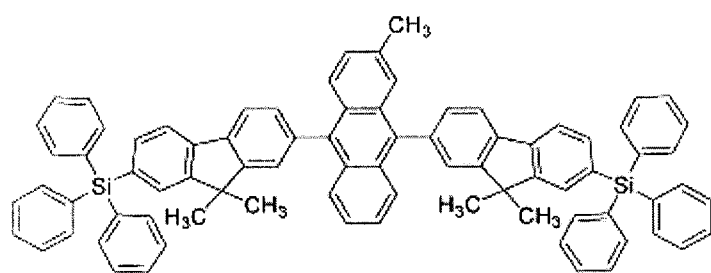
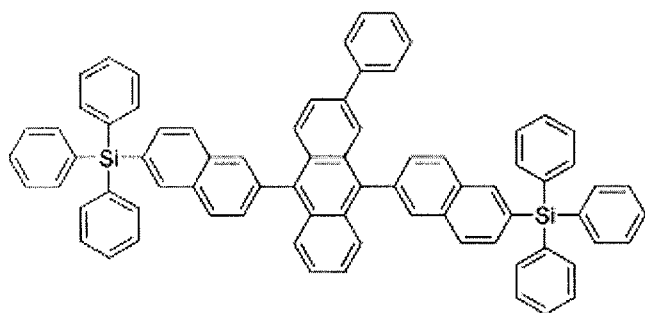
**【Claim 10】**

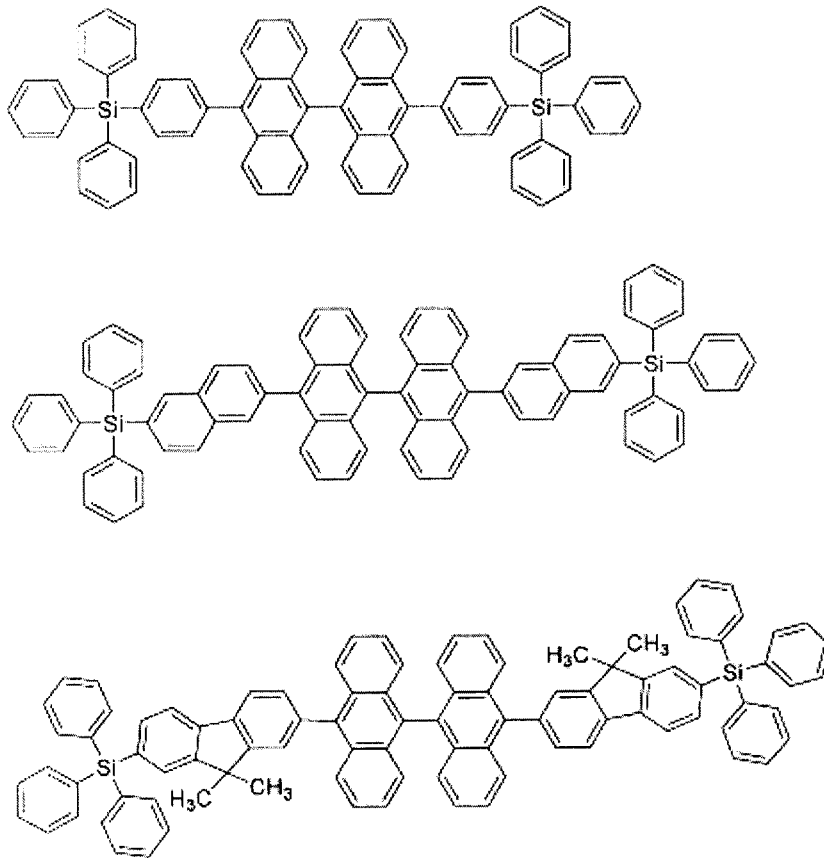
An organic electroluminescent compound according to claim 9, which is selected from the following compounds.







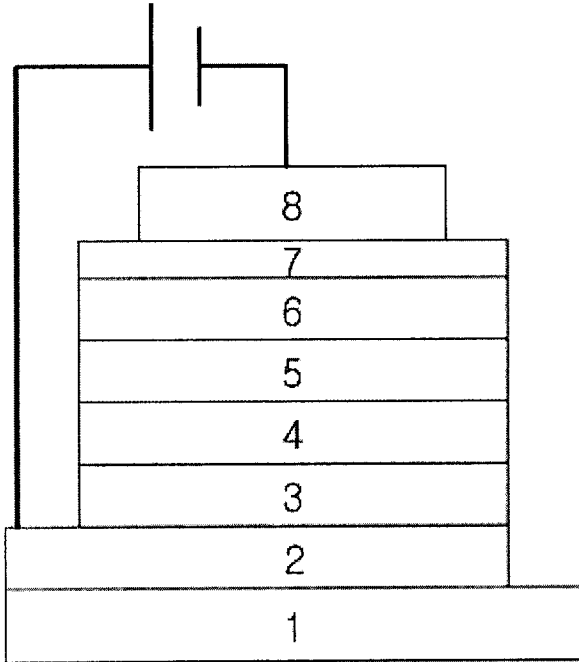


**【Claim 11】**

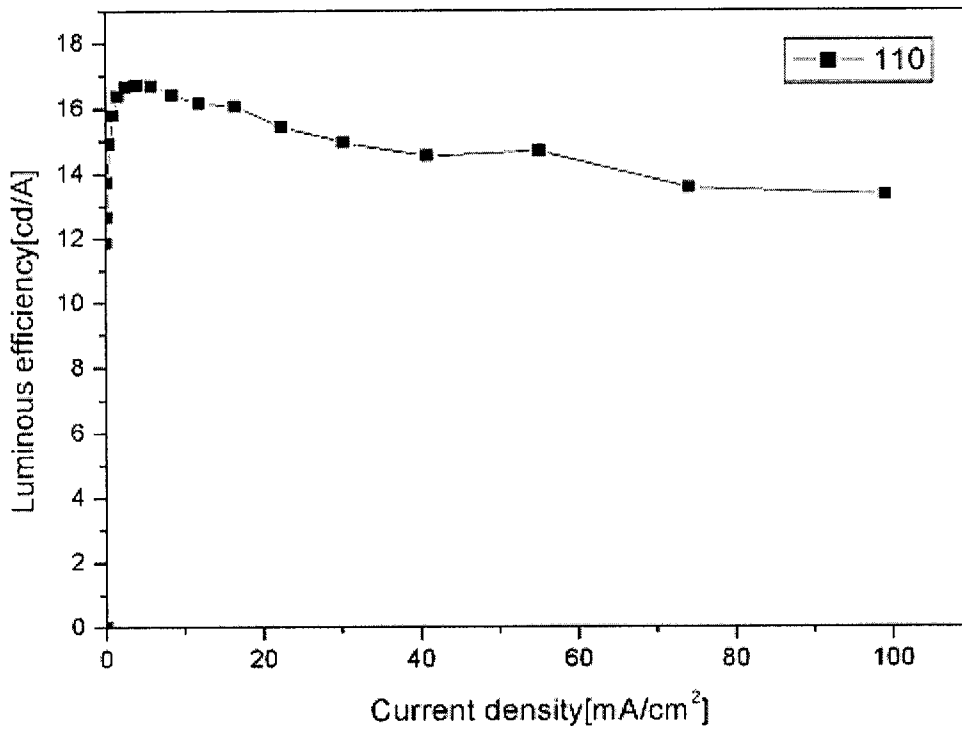
- 5 An organic light emitting diode comprising an organic electroluminescent compound according to any one of claims 1 to 10 between a cathode and an anode.

【DRAWINGS】

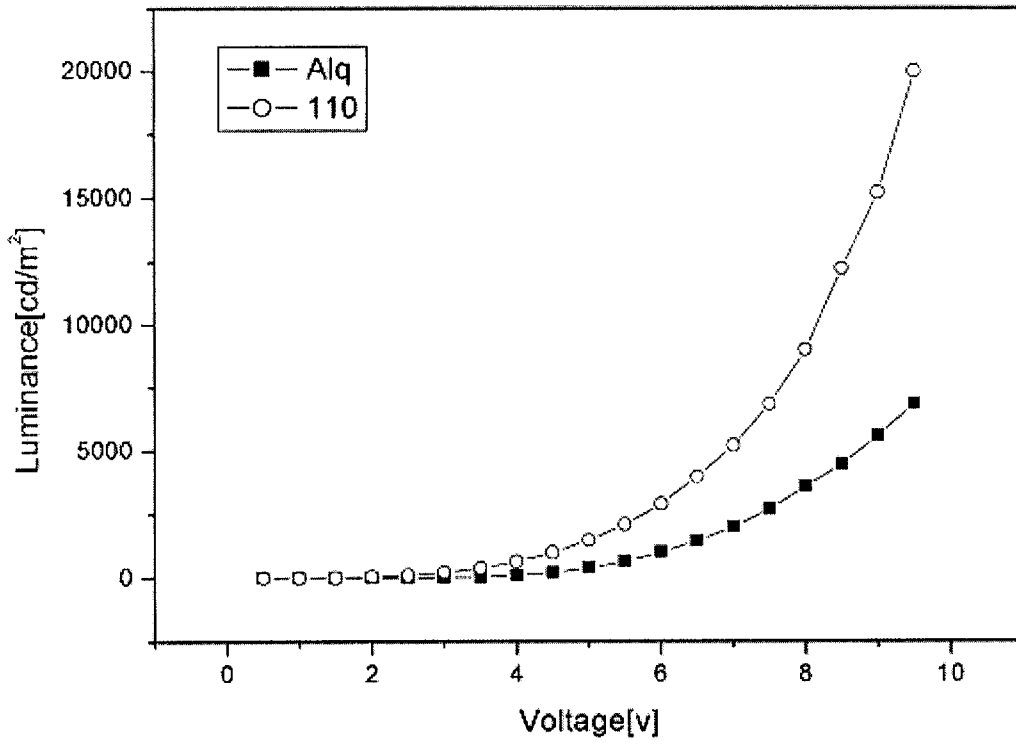
【Figure 1】



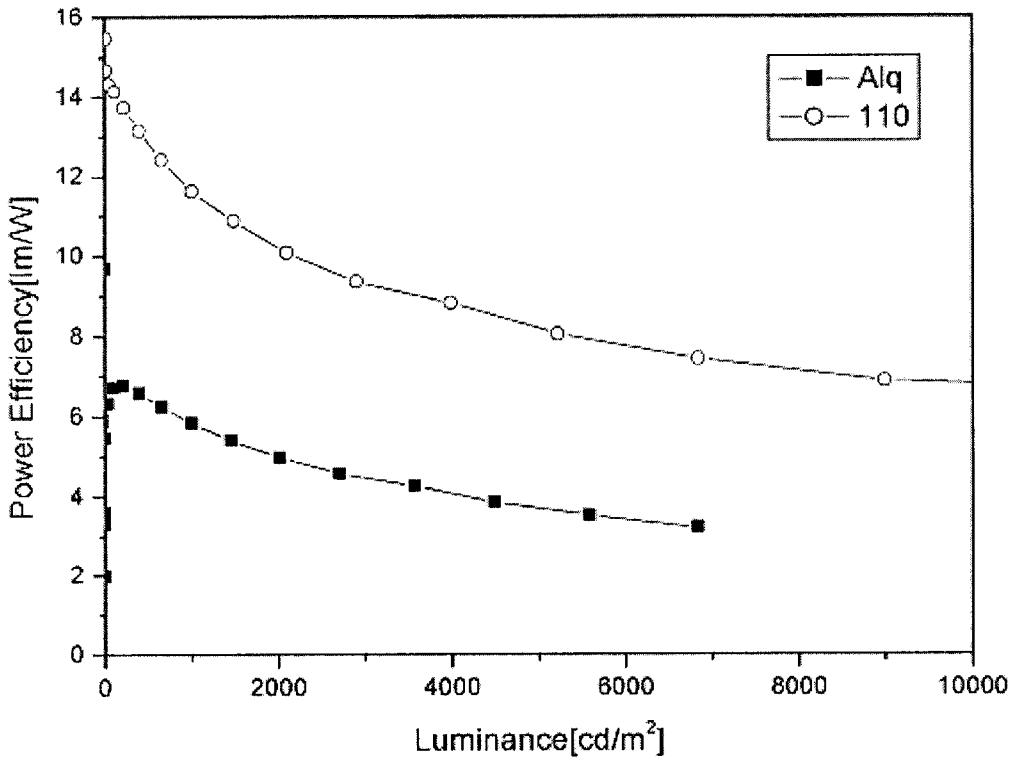
【Figure 2】



【Figure 3】



【Figure 4】



**A. CLASSIFICATION OF SUBJECT MATTER***C09K 11/06(2006.01)i*

According to International Patent Classification (IPC) or to both national classification and IPC

**B. FIELDS SEARCHED**

Minimum documentation searched (classification system followed by classification symbols)

IPC 8 : C09K, H05B

Documentation searched other than minimum documentation to the extent that such documents are included in the fields searched

Electronic data base consulted during the international search (name of data base and, where practicable, search terms used)

eKIPASS (KIPO internal), USPAT, PAJ, REGISTRY and CAPLUS (STN)

**C. DOCUMENTS CONSIDERED TO BE RELEVANT**

Category*	Citation of document, with indication, where appropriate, of the relevant passages	Relevant to claim No.
X A	JP 2006-332668 A ( AU OPTRONICS CORP. ) 07.12.2006 See Chemical Formula 15-17.	9, 11 1-8, 10
A	JP 2004-103463 A ( KONICA MINOLTA HOLDINGS INC. ) 02.04.2004 See abstract and claims.	1-11
A	JP 2004-103577 A ( FUJI PHOTO FILT CO., LTD. ) 02.04.2004 See abstract and claims.	1-11

 Further documents are listed in the continuation of Box C. See patent family annex.

\* Special categories of cited documents:

"A" document defining the general state of the art which is not considered to be of particular relevance

"E" earlier application or patent but published on or after the international filing date

"L" document which may throw doubts on priority claim(s) or which is cited to establish the publication date of citation or other special reason (as specified)

"O" document referring to an oral disclosure, use, exhibition or other means

"P" document published prior to the international filing date but later than the priority date claimed

"T" later document published after the international filing date or priority date and not in conflict with the application but cited to understand the principle or theory underlying the invention

"X" document of particular relevance; the claimed invention cannot be considered novel or cannot be considered to involve an inventive step when the document is taken alone

"Y" document of particular relevance; the claimed invention cannot be considered to involve an inventive step when the document is combined with one or more other such documents, such combination being obvious to a person skilled in the art

"&amp;" document member of the same patent family


Date of the actual completion of the international search

27 JUNE 2008 (27.06.2008)

Date of mailing of the international search report

**27 JUNE 2008 (27.06.2008)**

Name and mailing address of the ISA/KR


 Korean Intellectual Property Office  
 Government Complex-Daejeon, 139 Seonsa-ro, Seo-  
 gu, Daejeon 302-701, Republic of Korea

Facsimile No. 82-42-472-7140

Authorized officer

OH, Se Zu

Telephone No. 82-42-481-8156



**INTERNATIONAL SEARCH REPORT**

Information on patent family members

International application No.

**PCT/KR2008/002573**

Patent document cited in search report	Publication date	Patent family member(s)	Publication date
JP 2006-332668 A	07.12.2006	CN 1758459 A US 2006-269783 A	12.04.2006 30.11.2006
JP 2004-103463 A	02.04.2004	None	
JP 2004-103577 A	02.04.2004	US 2004-043250 A US 6905787 B	04.03.2004 14.06.2005

专利名称(译)	有机电致发光化合物和使用其的有机发光二极管		
公开(公告)号	<a href="#">EP2061858A1</a>	公开(公告)日	2009-05-27
申请号	EP2008753370	申请日	2008-05-08
申请(专利权)人(译)	GRACEL显示增量.		
当前申请(专利权)人(译)	GRACEL显示增量.		
[标]发明人	LEE MI AE KWON HYUCK JOO CHO YOUNG JUN KIM BONG OK KIM SUNG MIN YOON SEUNG SOO		
发明人	LEE, MI AE KWON, HYUCK JOO CHO, YOUNG JUN KIM, BONG OK KIM, SUNG MIN YOON, SEUNG SOO		
IPC分类号	C09K11/06		
CPC分类号	C09K11/06 C09K2211/1007 C09K2211/1011 C09K2211/1014 H01L51/0058 H01L51/0094 H01L51/5048		
优先权	1020070049004 2007-05-21 KR		
其他公开文献	EP2061858A4		
外部链接	<a href="#">Espacenet</a>		

#### 摘要(译)

本发明涉及新型有机电致发光化合物和包含该化合物的有机发光二极管。由于根据本发明的有机电致发光化合物作为电致发光材料具有良好的发光效率和寿命特性，因此可以生产具有非常好的操作寿命的OLED。