



(11) **EP 3 053 984 B1**

(12) **EUROPEAN PATENT SPECIFICATION**

(45) Date of publication and mention of the grant of the patent:
31.10.2018 Bulletin 2018/44

(51) Int Cl.:
H01L 51/54^(2006.01) C09K 11/06^(2006.01)
C07D 471/04^(2006.01)

(21) Application number: **14848459.5**

(86) International application number:
PCT/KR2014/009100

(22) Date of filing: **29.09.2014**

(87) International publication number:
WO 2015/046986 (02.04.2015 Gazette 2015/13)

(54) **HETEROCYCLIC COMPOUND AND ORGANIC LIGHT-EMITTING ELEMENT USING SAME**

HETEROCYCLISCHE VERBINDUNG UND ORGANISCHES LICHEMITTIERENDES ELEMENT DAMIT

COMPOSÉ HÉTÉROCYCLIQUE ET ÉLÉMENT ÉLECTROLUMINESCENT ORGANIQUE UTILISANT CE COMPOSÉ

(84) Designated Contracting States:
AL AT BE BG CH CY CZ DE DK EE ES FI FR GB GR HR HU IE IS IT LI LT LU LV MC MK MT NL NO PL PT RO RS SE SI SK SM TR

- **JANG, Boonjae**
Daejeon 305-738 (KR)
- **JANG, Jungi**
Daejeon 305-738 (KR)
- **KIM, Seong So**
Daejeon 305-738 (KR)

(30) Priority: **30.09.2013 KR 20130116594**

(43) Date of publication of application:
10.08.2016 Bulletin 2016/32

(74) Representative: **Hoffmann Eitle**
Patent- und Rechtsanwälte PartmbB
Arabellastraße 30
81925 München (DE)

(73) Proprietor: **LG Chem, Ltd.**
Seoul 150-721 (KR)

(72) Inventors:

- **KANG, Minyoung**
Daejeon 305-738 (KR)
- **LEE, Dong Hoon**
Daejeon 305-738 (KR)

(56) References cited:
WO-A1-2006/033563 WO-A1-2006/056465
WO-A1-2009/047147 WO-A1-2012/020327
WO-A1-2015/005536 CN-A- 104 109 532
US-A1- 2011 253 988

EP 3 053 984 B1

Note: Within nine months of the publication of the mention of the grant of the European patent in the European Patent Bulletin, any person may give notice to the European Patent Office of opposition to that patent, in accordance with the Implementing Regulations. Notice of opposition shall not be deemed to have been filed until the opposition fee has been paid. (Art. 99(1) European Patent Convention).

Description

[Technical Field]

5 **[0001]** The present specification relates to a heterocyclic compound and an organic light emitting device using the same.

[Background Art]

10 **[0002]** An organic light emission phenomenon is one of the examples converting current to visible light by an internal process of a specific organic molecule. The principle of an organic light emission phenomenon is as follows.

[0003] When an organic material layer is placed between an anode and a cathode and voltage is applied between the two electrodes, electrons and holes flow into the organic material layer from the cathode and the anode, respectively. The electrons and the holes injected to the organic material layer are recombined to form excitons, and light emits when these excitons fall back to the ground state. An organic light emitting device using such a principle is typically formed with a cathode, an anode, and an organic material layer placed therebetween, which includes, for example, a hole injection layer, a hole transfer layer, a light emitting layer and an electron transfer layer.

20 **[0004]** Materials used in organic light emitting devices are mostly pure organic materials or complex compounds in which organic materials and metals form complexes, and may be divided into hole injection materials, hole transfer materials, light emitting materials, electron transfer materials, electron injection materials and the like. Herein, as the hole injection material or the hole transfer material, organic materials having p-type properties, that is, readily oxidized and in an electrochemically stable state when oxidized, are generally used. Meanwhile, as the electron injection material or the electron transfer material, organic materials having n-type properties, that is, readily reduced and in an electrochemically stable state when reduced, are generally used. As the light emitting layer material, materials having both p-type properties and n-type properties, that is, in a stable state in both an oxidation and a reduction state, are preferable, and materials having high light emission efficiency that, when excitons are formed, convert the excitons to light are preferable.

25 **[0005]** Accordingly, the development of new organic materials has been required in the art.

30 Prior Art Documents

Patent Documents

35 **[0006]** Korean Patent Application Laid-Open Publication No. 2007-0092667 WO 2009/047147 discloses the use of a (hetero)aryl-substituted acridine derivative as a matrix material in a light-emitting layer of OLEDs and/or in a block layer for electrons in OLEDs.

[Disclosure]

40 [Technical Problem]

[0007] An object of the present specification is to provide a heterocyclic compound and an organic light emitting device using the same.

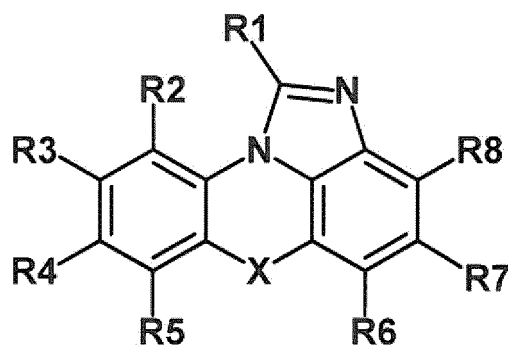
45 [Technical Solution]

[0008] The present specification provides a heterocyclic compound represented by the following Chemical Formula 1.

50

55

[Chemical Formula 1]



5

10

15 [0009] In Chemical Formula 1,

X is a direct bond; or CRR',

R1 is deuterium; a halogen group; a nitrile group; a nitro group; a hydroxyl group; a carbonyl group; an ester group; an imide group; an amide group; a substituted or unsubstituted alkyl group; a substituted or unsubstituted cycloalkyl group; a substituted or unsubstituted alkoxy group;

20

a substituted or unsubstituted aryloxy group; a substituted or unsubstituted alkylthioxy group; a substituted or unsubstituted arylthioxy group; a substituted or unsubstituted alkylsulfoxy group; a substituted or unsubstituted arylsulfoxy group; a substituted or unsubstituted alkenyl group; a substituted or unsubstituted silyl group; a substituted or unsubstituted boron group; a substituted or unsubstituted alkylamine group; a substituted or unsubstituted aralkylamine group; a substituted or unsubstituted arylamine group; a substituted or unsubstituted heteroarylamine group; a substituted or unsubstituted arylphosphine group; a substituted or unsubstituted phosphine oxide group; a substituted or unsubstituted aryl group; or a substituted or unsubstituted heteroring group including one or more of N, O and S atoms,

25

R, R' and R2 to R8 are the same as or different from each other, and each independently represents hydrogen; deuterium; a halogen group; a nitrile group; a nitro group; a hydroxyl group; a carbonyl group; an ester group; an imide group; an amide group; a substituted or unsubstituted alkyl group; a substituted or unsubstituted cycloalkyl group; a substituted or unsubstituted alkoxy group; a substituted or unsubstituted aryloxy group; a substituted or unsubstituted alkylthioxy group; a substituted or unsubstituted arylthioxy group; a substituted or unsubstituted alkylsulfoxy group; a substituted or unsubstituted arylsulfoxy group; a substituted or unsubstituted alkenyl group; a substituted or unsubstituted silyl group; a substituted or unsubstituted boron group; a substituted or unsubstituted alkylamine group; a substituted or unsubstituted aralkylamine group; a substituted or unsubstituted arylamine group; a substituted or unsubstituted heteroarylamine group; a substituted or unsubstituted arylphosphine group; a substituted or unsubstituted phosphine oxide group; a substituted or unsubstituted aryl group; or a substituted or unsubstituted heteroring group including one or more of N, O and S atoms, or adjacent groups among R, R' and R2 to R8 bond to each other to form an aliphatic ring, an aromatic ring, an aliphatic heteroring or an aromatic heteroring, or form a spiro bond,

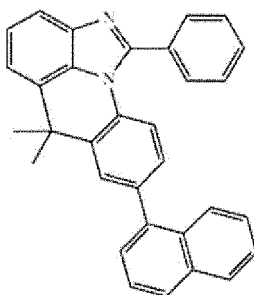
30

35

40

with the proviso that the heterocyclic compound is not any of the following compounds:

45



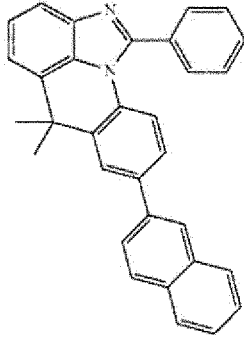
(A-2)

50

55

5

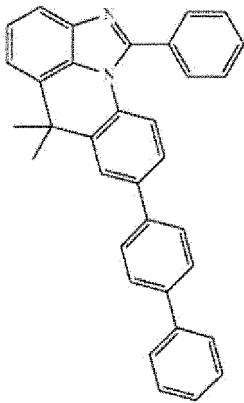
[A-3]



10

15

[A-4]

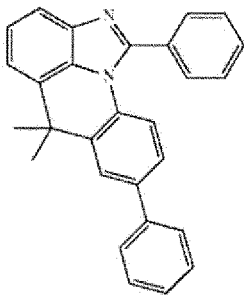


20

25

30

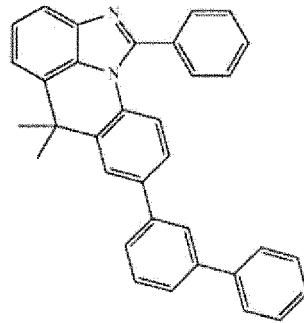
[A-1]



35

40

[A-5]

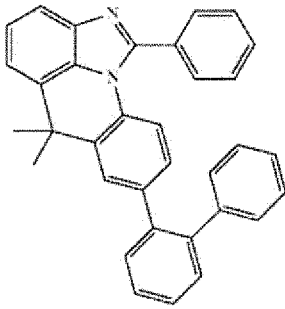


45

50

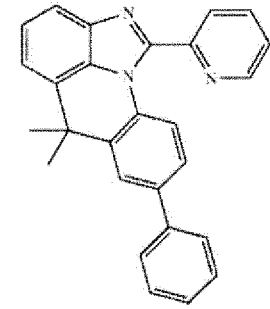
55

5



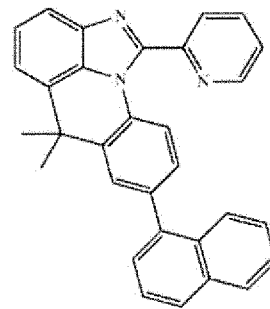
10

15



20

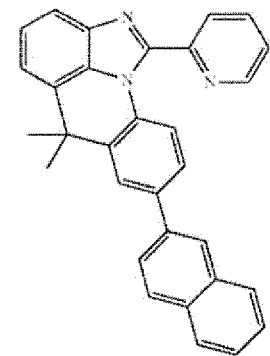
25



30

35

40

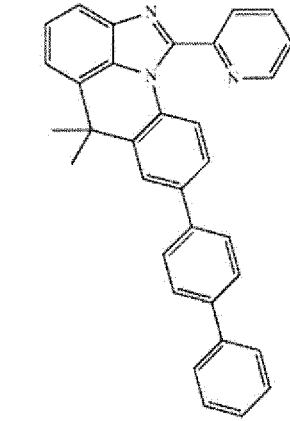


45

50

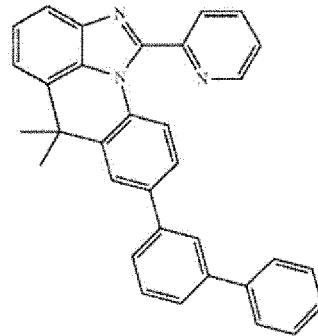
55

[A-5]



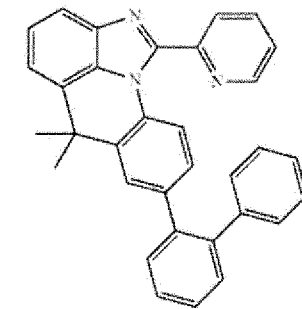
[A-9]

[A-6]



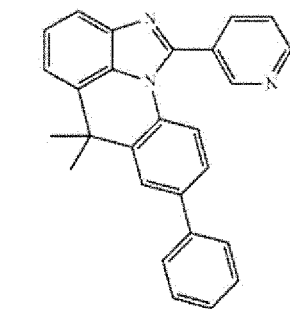
[A-10]

[A-7]



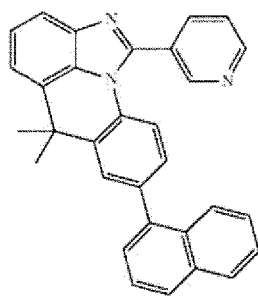
[A-11]

[A-8]



[A-12]

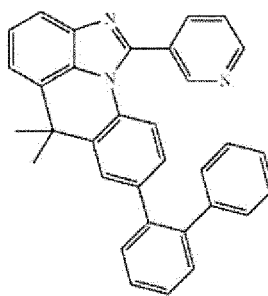
5



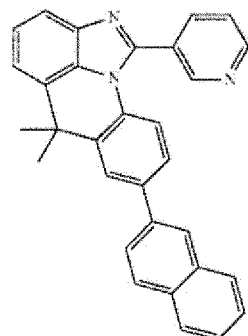
10

[A-14]

[A-18]



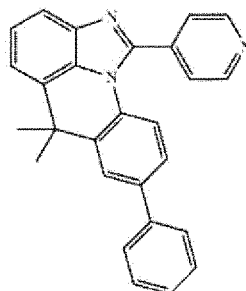
15



20

[A-15]

[A-19]



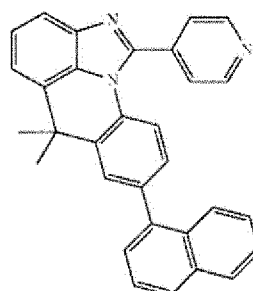
25



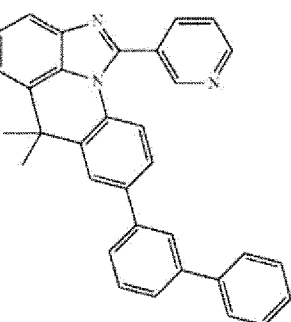
30

[A-16]

[A-20]



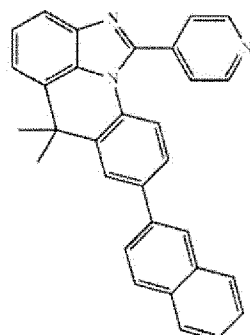
35



40

[A-17]

[A-21]



45

50

55

5

10

15

20

25

30

35

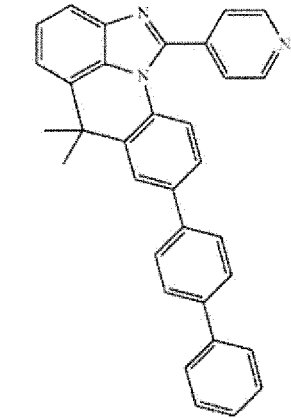
40

45

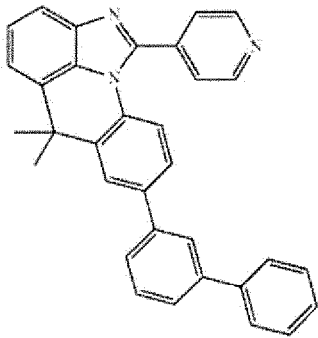
50

55

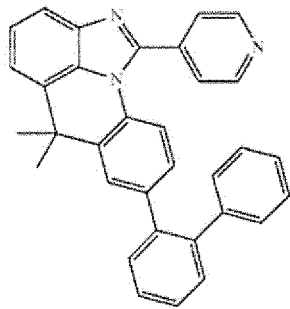
[A-22]



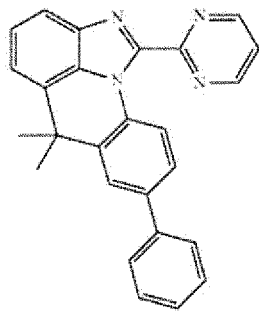
[A-23]



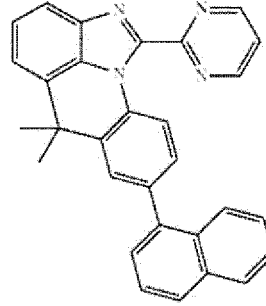
[A-24]



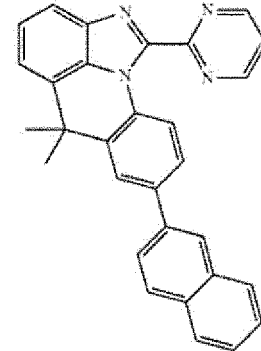
[A-25]



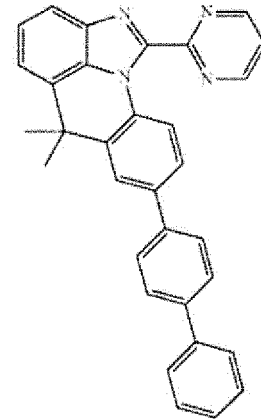
[A-26]



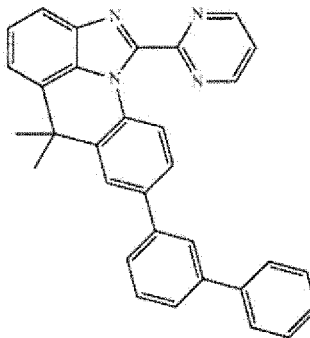
[A-27]



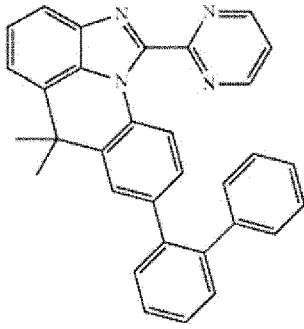
[A-28]



[A-29]

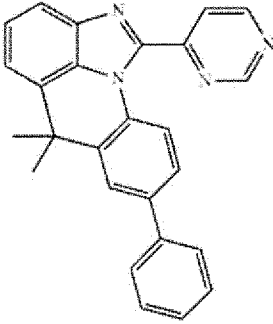


5



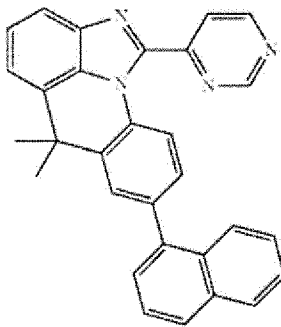
10

15



20

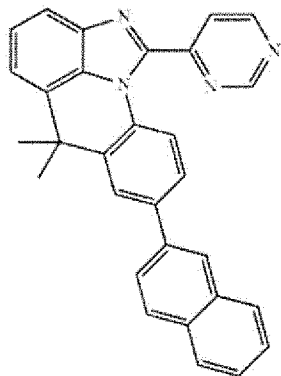
25



30

35

40

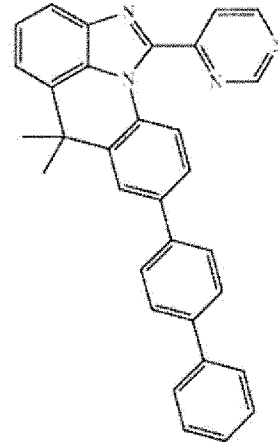


45

50

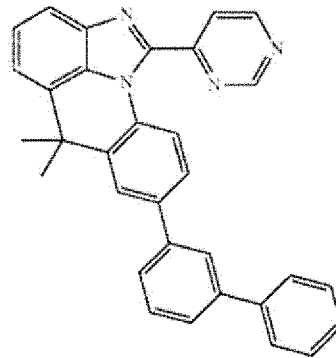
55

[A-30]



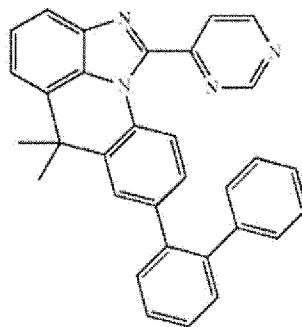
[A-34]

[A-31]



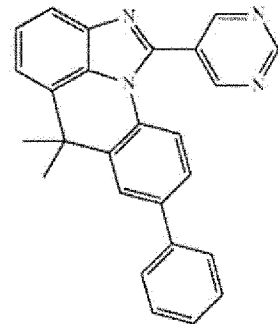
[A-35]

[A-32]



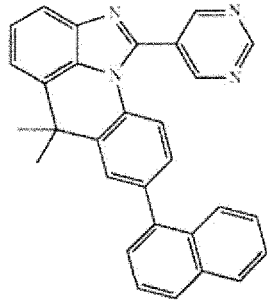
[A-36]

[A-33]



[A-37]

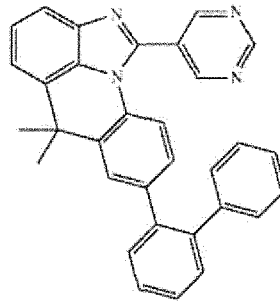
5



[A-38]

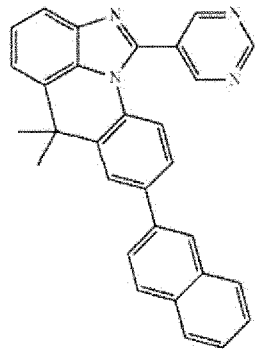
[A-42]

10



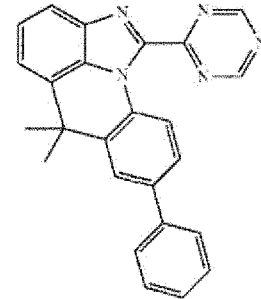
[A-39]

15



[A-43]

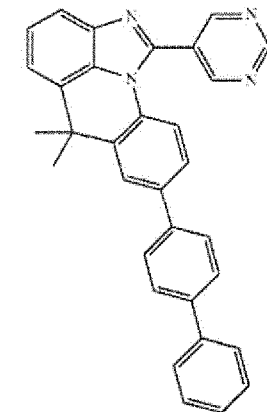
20



25

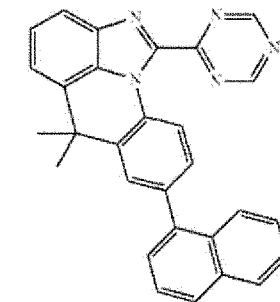
[A-46]

30



[A-44]

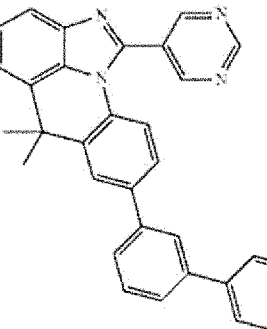
35



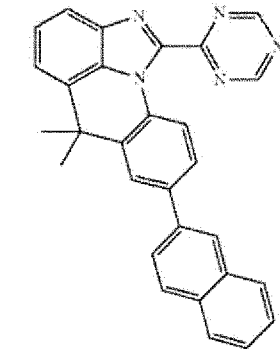
40

[A-45]

45



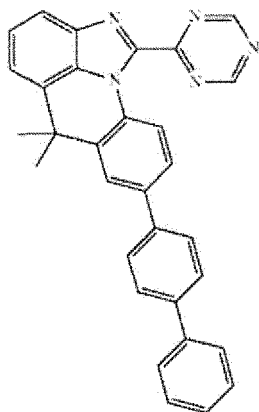
[A-41]



50

55

5

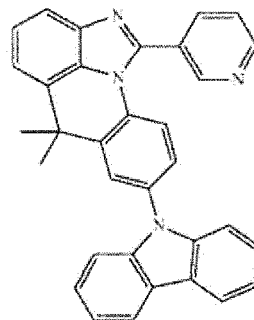


10

15

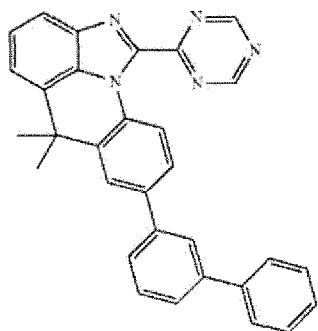
[A-46]

[A-49]

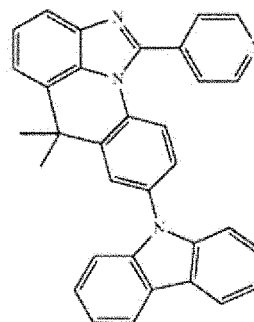


20

25



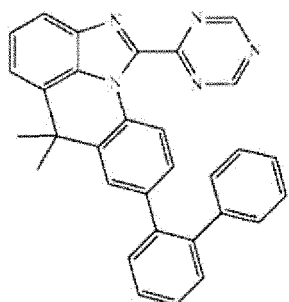
[A-47]



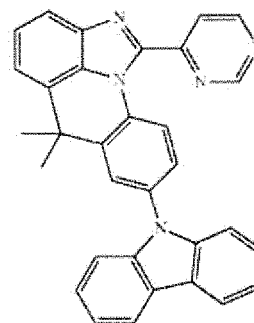
[A-51]

30

35



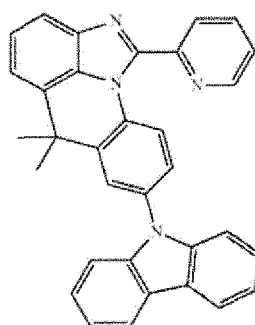
[A-48]



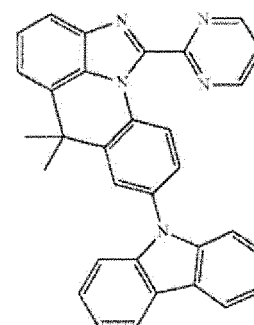
[A-52]

40

45



[A-49]

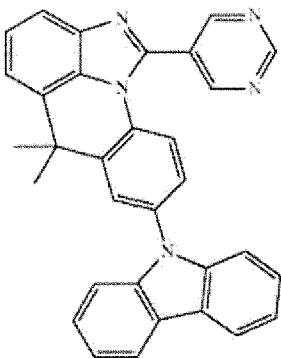


[A-53]

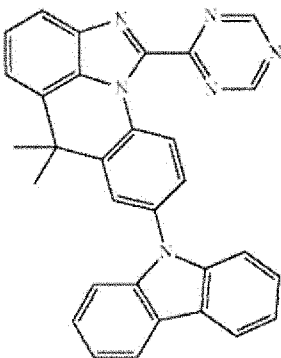
50

55

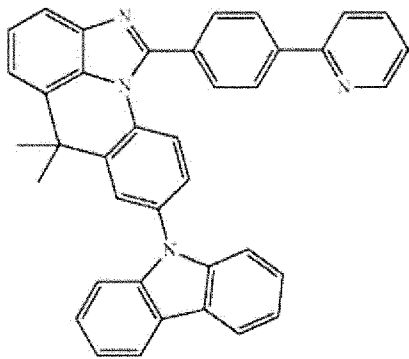
5
10
15
20
25
30
35
40
45
50
55



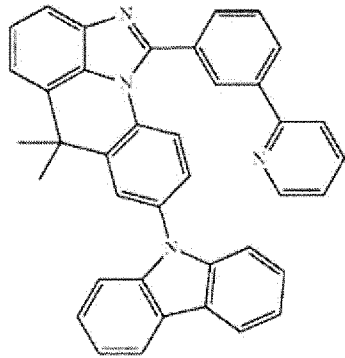
[A-54]



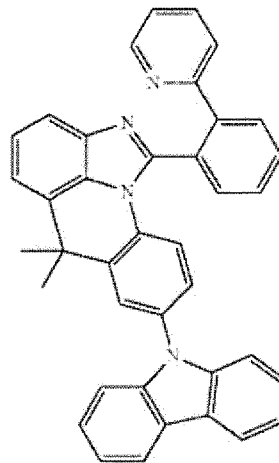
[A-55]



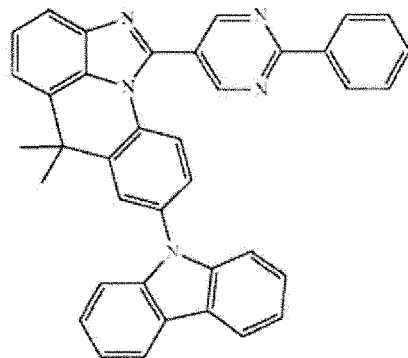
[A-56]



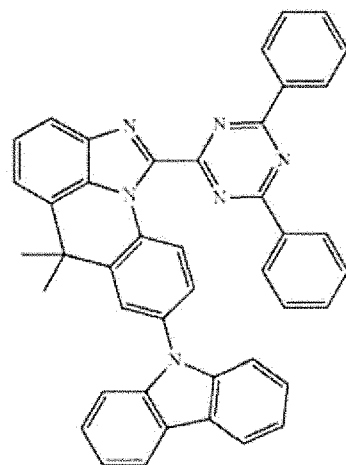
[A-57]



[A-58]

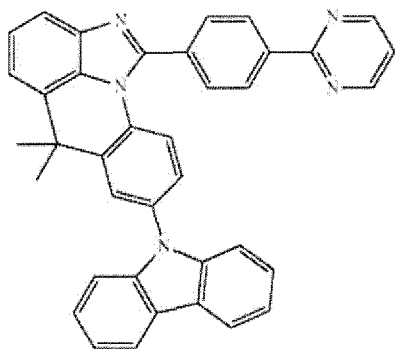


[A-59]

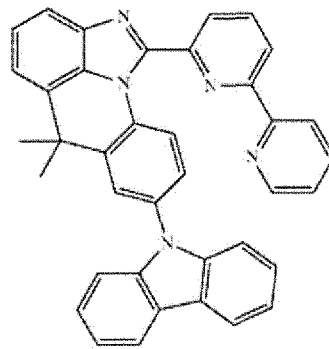


[A-60]

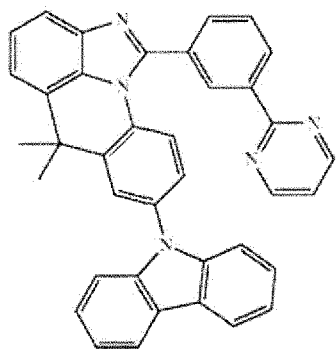
5
10
15
20
25
30
35
40
45
50
55



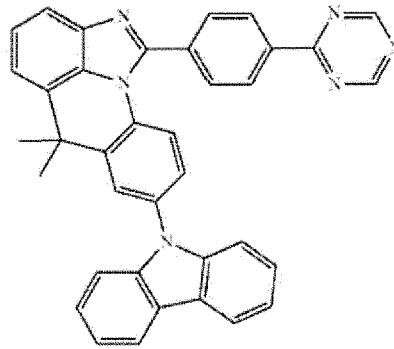
[A-61]



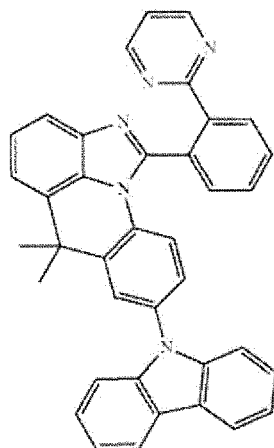
[A-65]



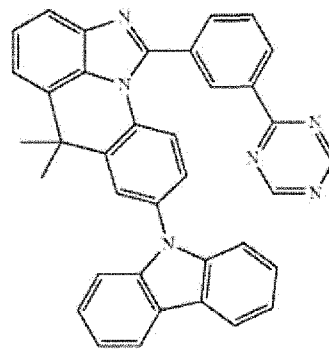
[A-62]



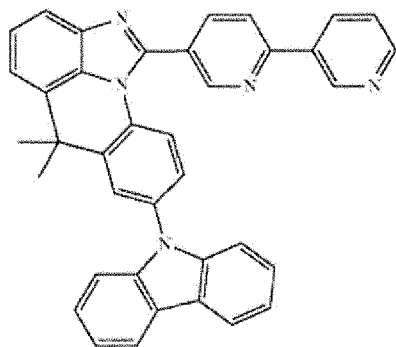
[A-66]



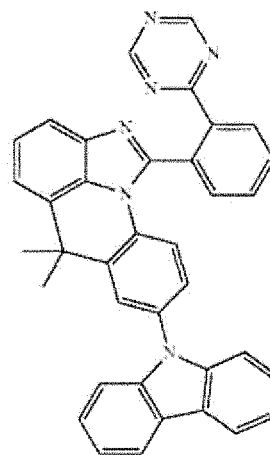
[A-63]



[A-67]

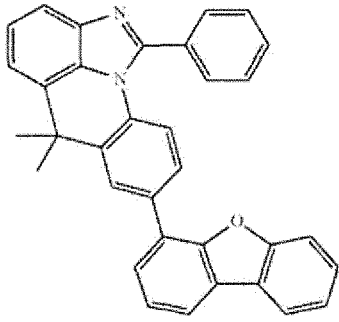


[A-64]



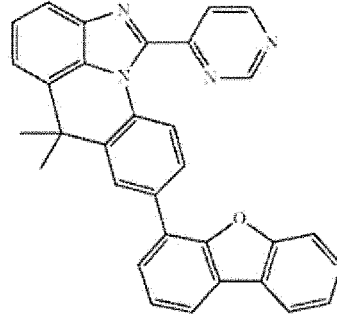
[A-68]

5



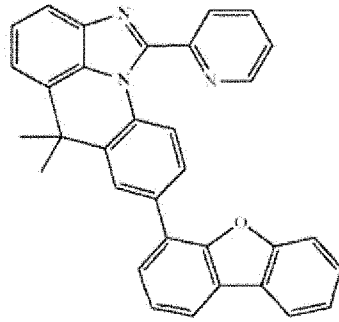
[A-69]

[A-73]



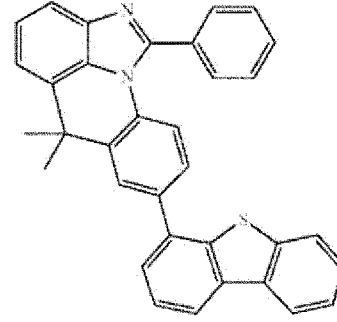
10

15



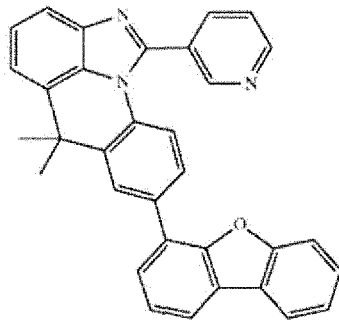
[A-70]

[A-74]



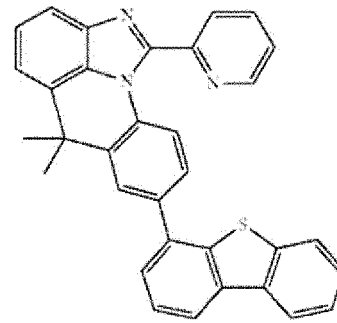
20

25



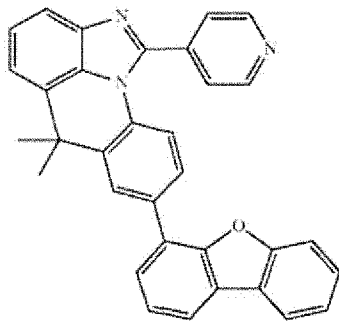
[A-71]

[A-75]



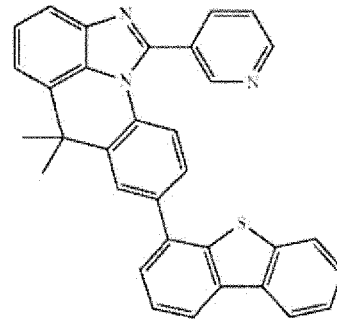
30

35



[A-72]

[A-76]



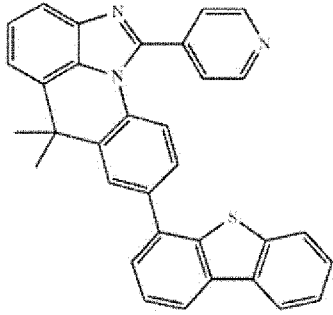
40

45

50

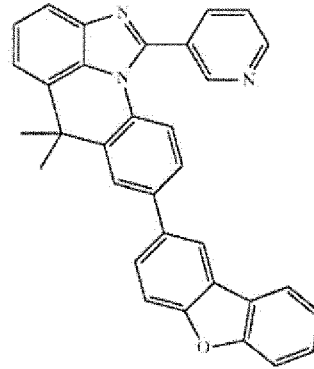
55

5



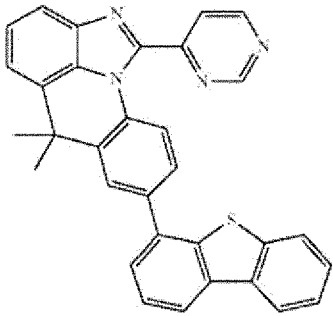
10

[A-77]

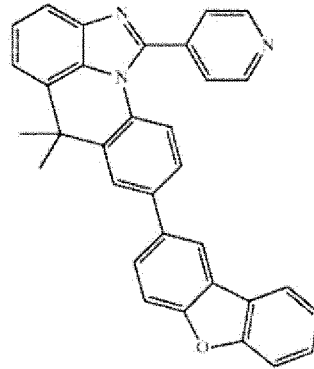


[A-81]

15



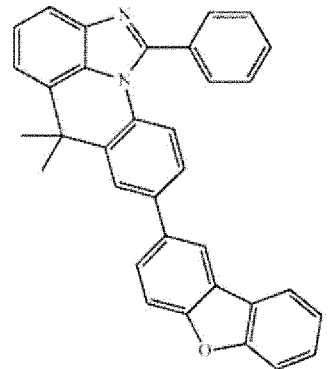
[A-78]



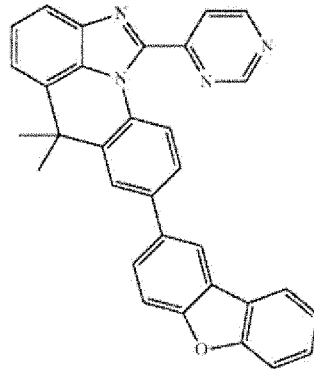
[A-82]

20

25



[A-79]

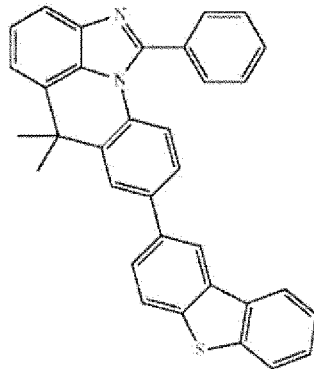
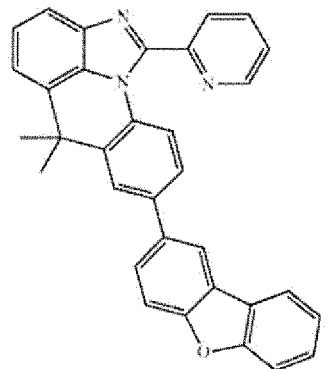


[A-83]

30

35

[A-80]



[A-84]

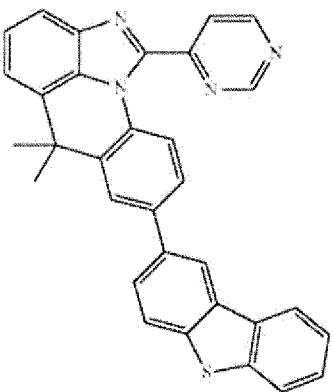
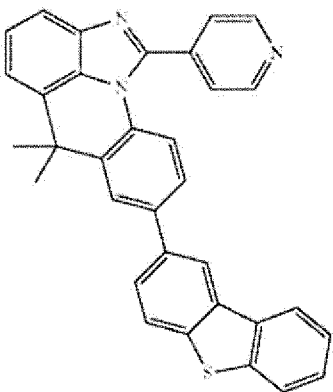
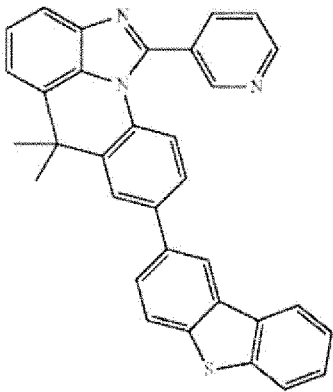
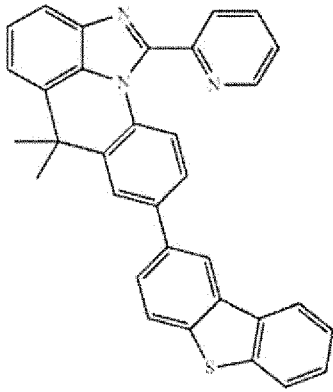
40

45

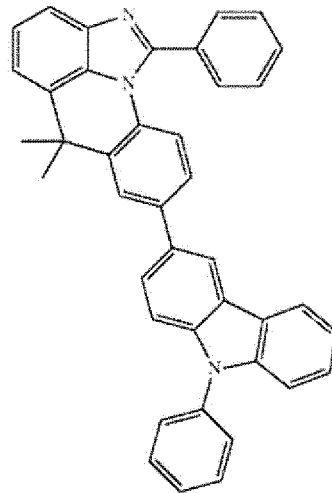
50

55

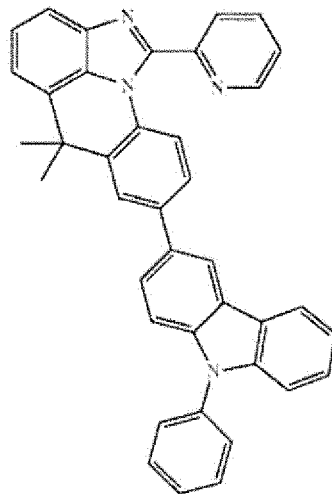
5
10
15
20
25
30
35
40
45
50
55



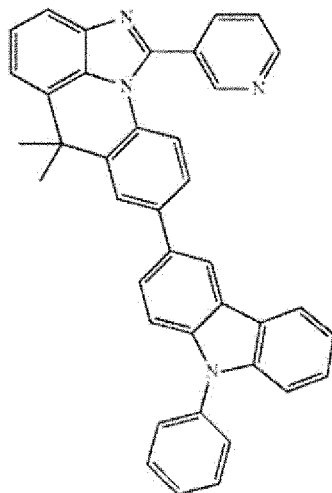
[A-85]



[A-86]



[A-87]



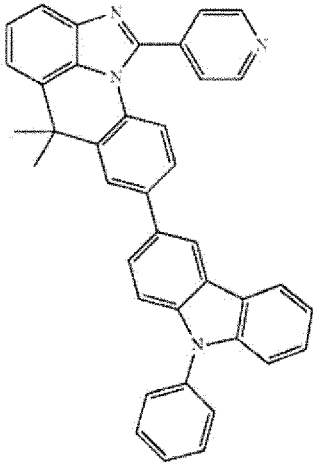
[A-88]

[A-89]

[A-90]

[A-91]

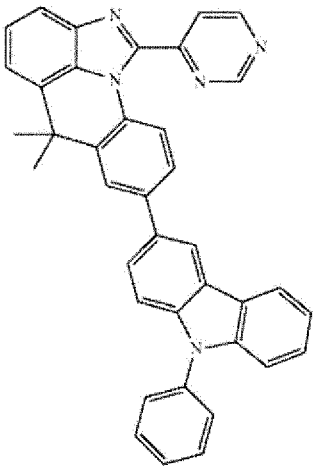
5



10

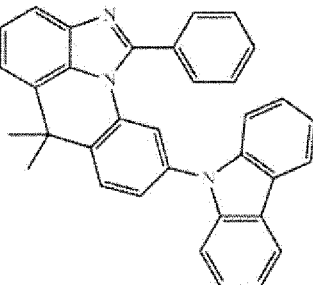
15

20



25

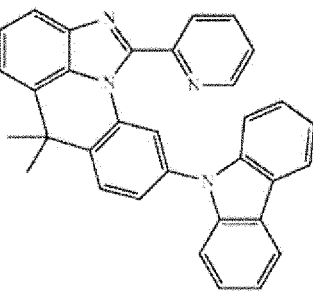
30



35

40

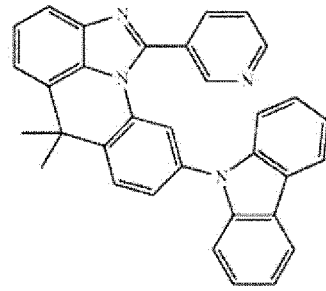
45



50

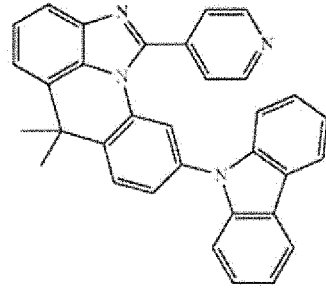
55

[A-92]



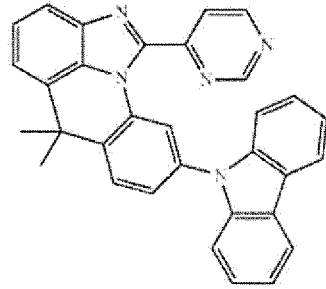
[A-96]

[A-97]



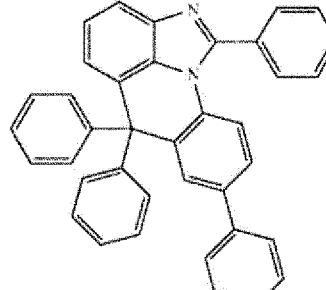
[A-93]

[A-98]



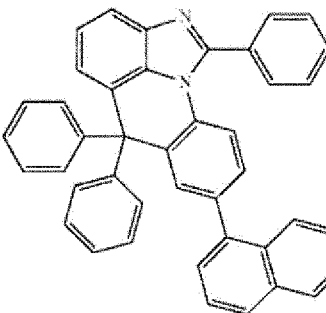
[A-94]

[B-1]

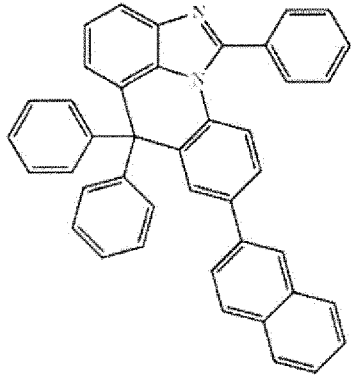


[A-95]

[B-2]

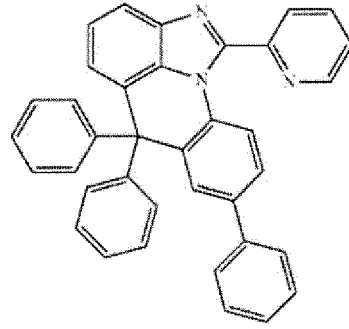


5



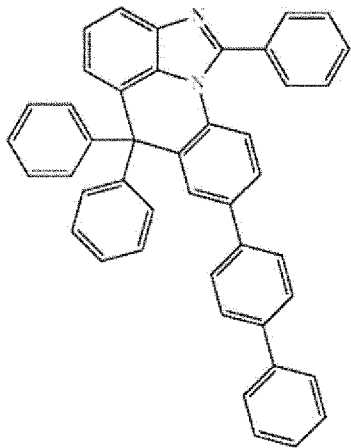
10

[B-3]

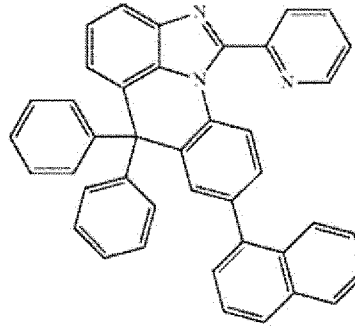


[B-7]

15



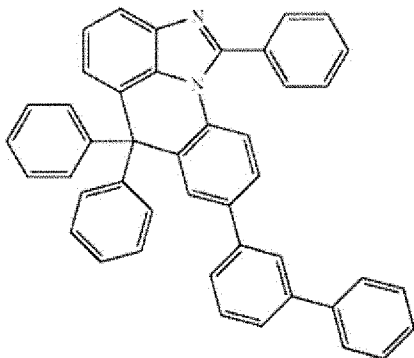
[B-4]



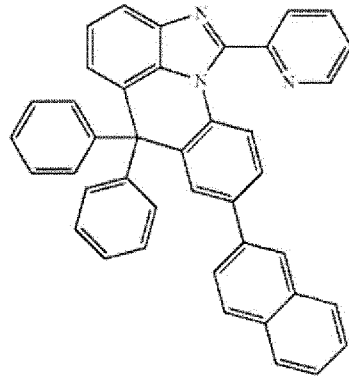
[B-8]

20

25



[B-5]

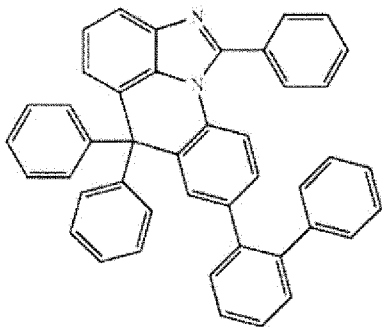


[B-9]

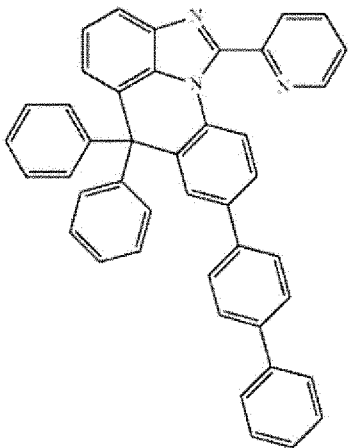
30

35

40



[B-6]



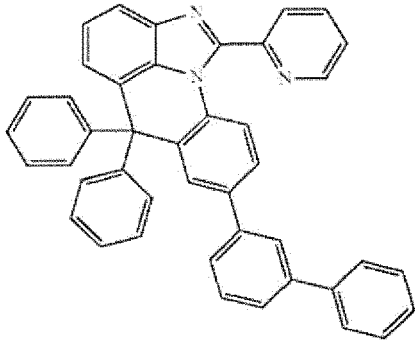
[B-10]

45

50

55

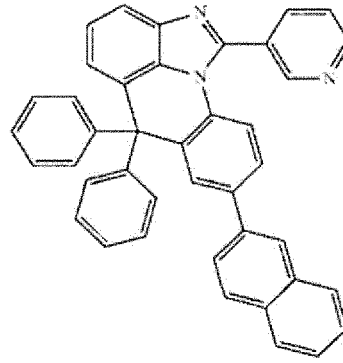
5



10

15

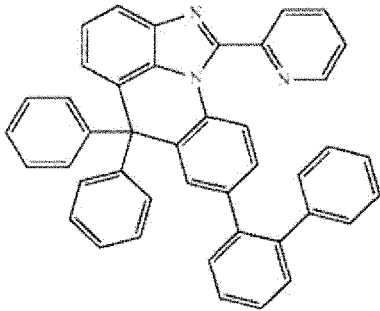
[B-11]



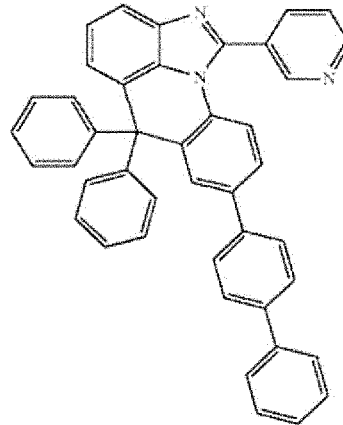
[B-15]

20

25



[B-12]

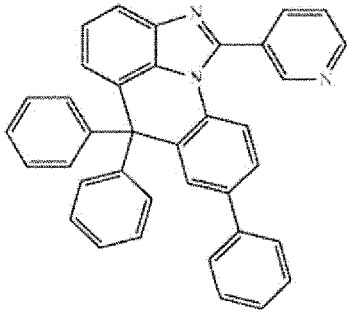


[B-16]

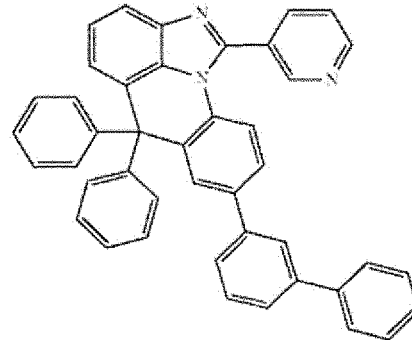
30

35

40



[B-13]

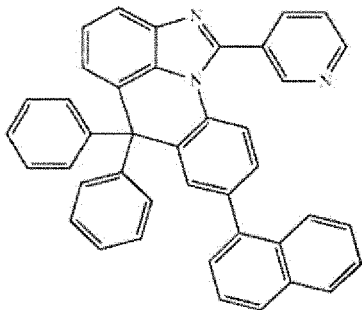


[B-17]

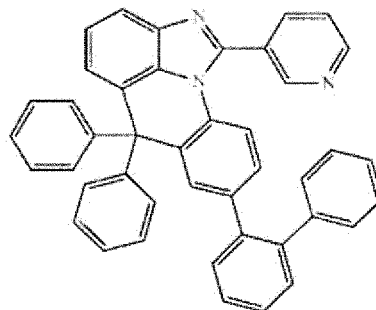
45

50

55

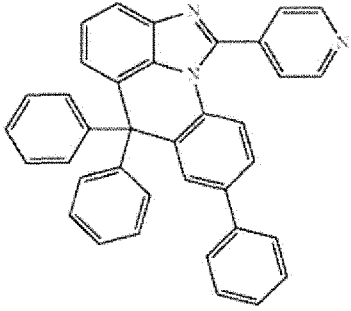


[B-14]



[B-18]

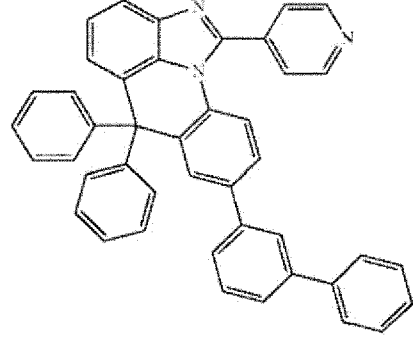
5



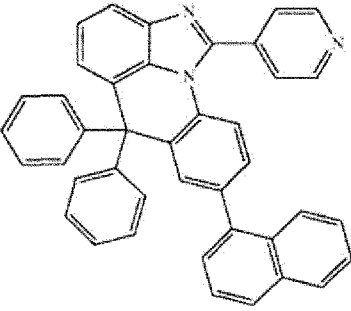
10

[B-19]

[B-23]



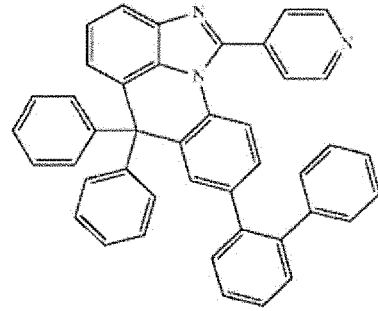
15



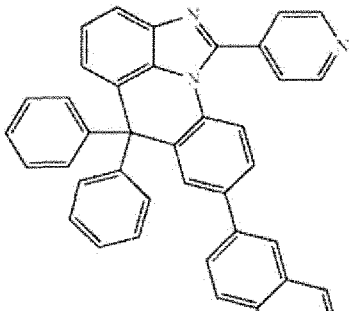
20

[B-20]

[B-24]



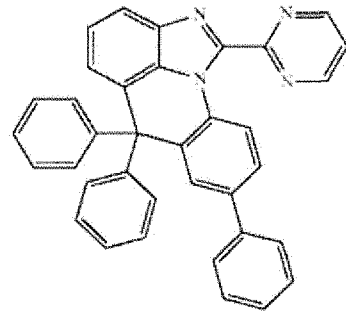
25



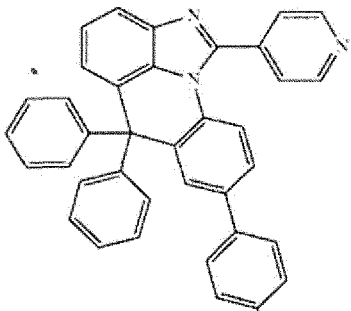
30

[B-21]

[B-25]



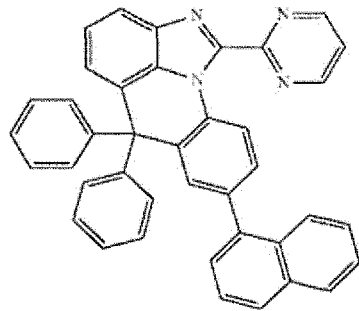
35



40

[B-22]

[B-26]

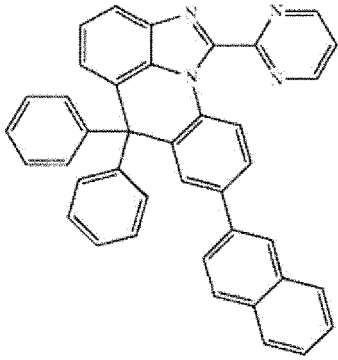


45

50

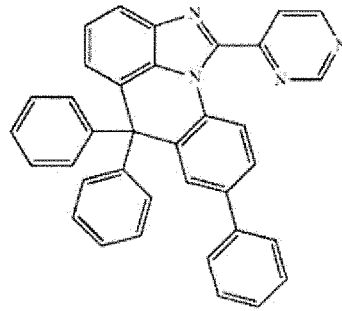
55

5



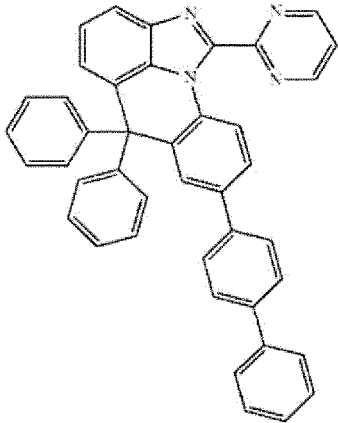
[B-27]

[B-31]



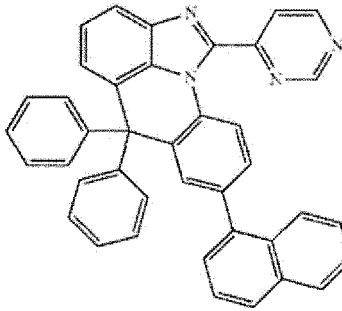
10

15



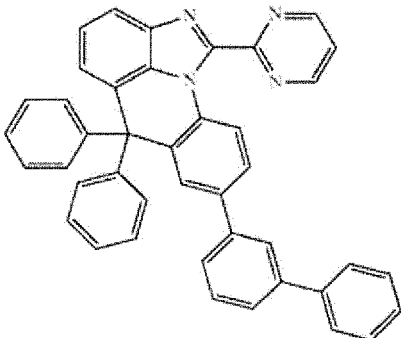
[B-28]

[B-32]



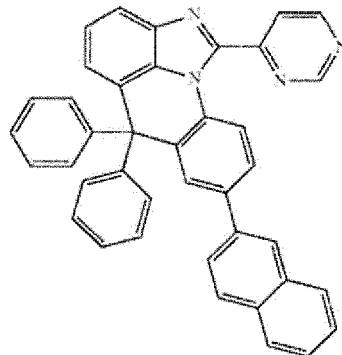
20

25



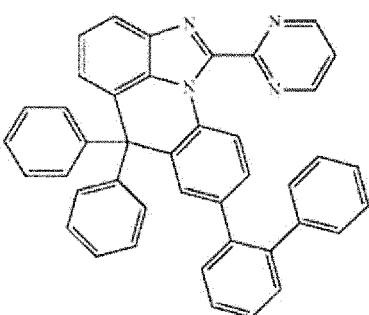
[B-29]

[B-33]



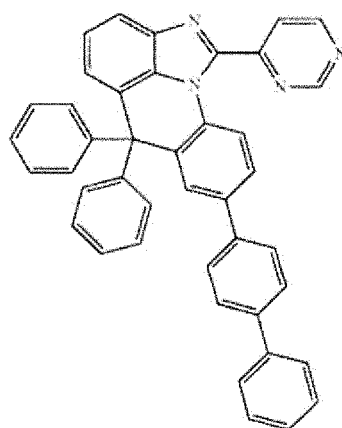
30

35



[B-30]

[B-34]



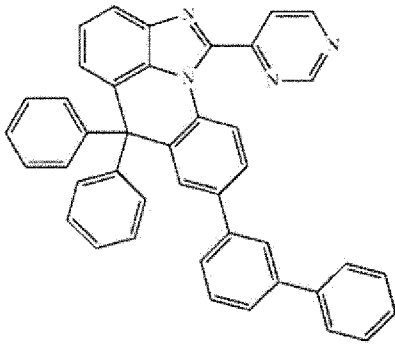
40

45

50

55

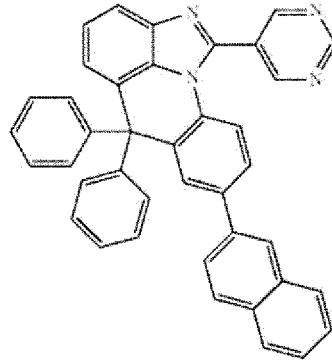
5



10

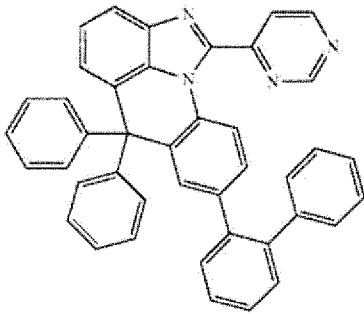
15

[B-35]



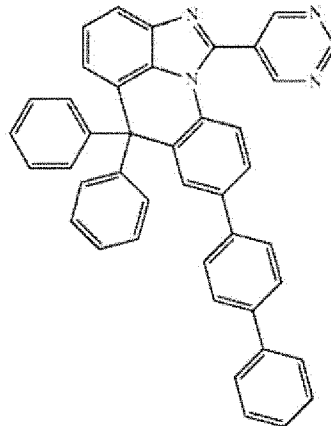
[B-39]

20



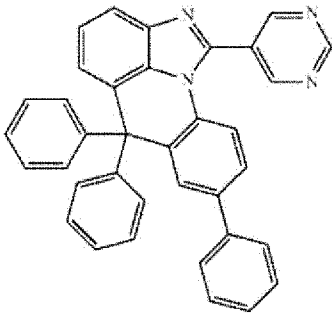
25

[B-36]



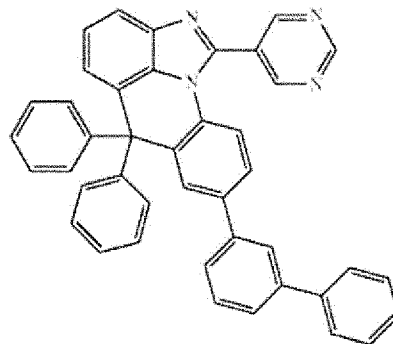
[B-40]

30



35

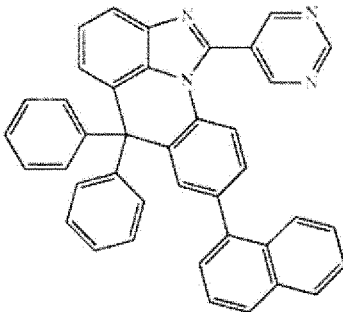
[B-37]



[B-41]

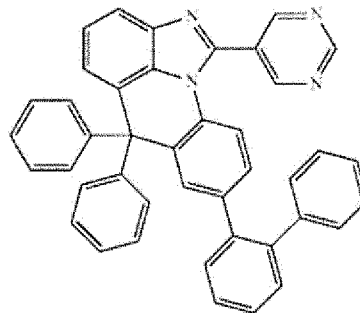
40

45



50

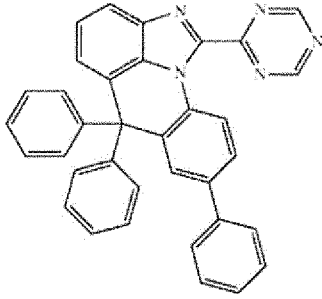
[B-38]



[B-42]

55

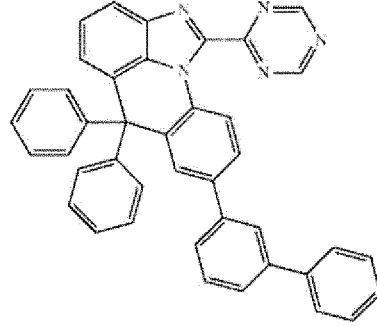
5



[B-43]

[B-47]

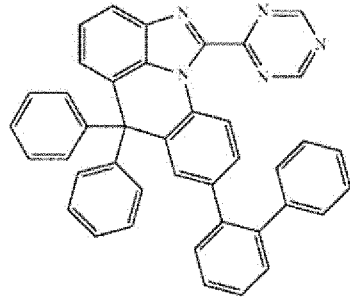
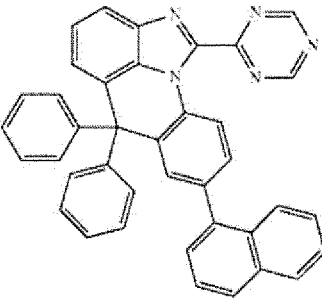
10



[B-44]

[B-48]

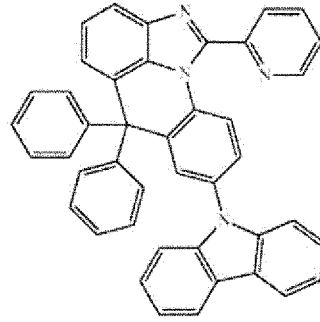
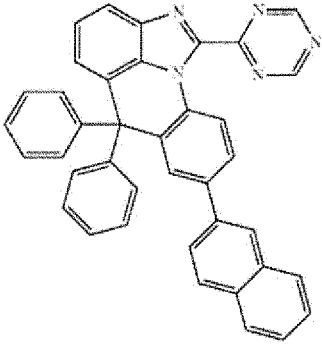
15



20

[B-45]

25

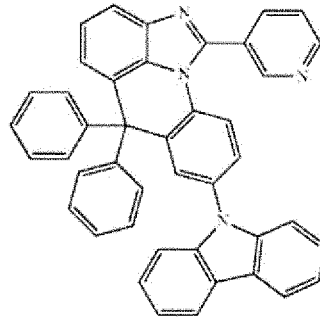
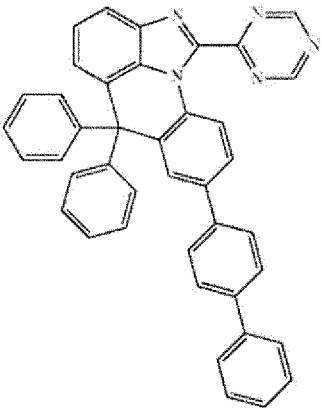


[B-49]

30

[B-46]

35



[B-50]

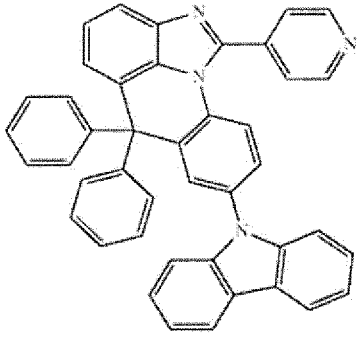
40

45

50

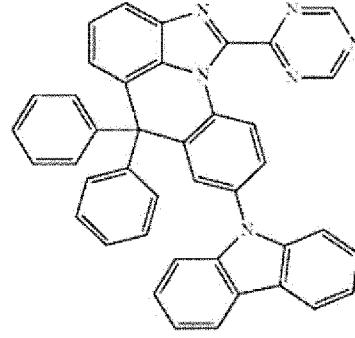
55

5



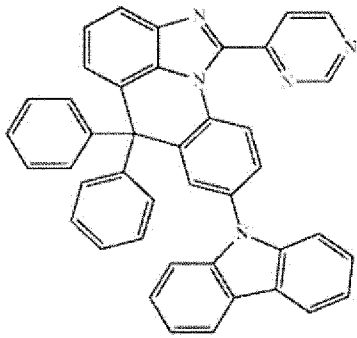
10

[B-51]



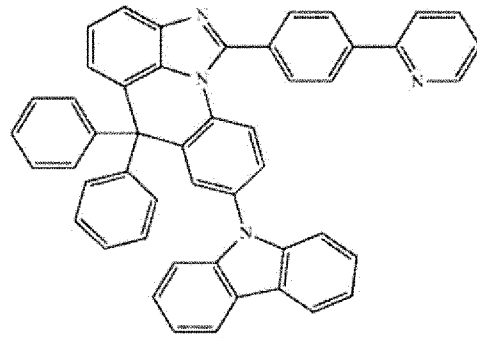
[B-55]

15



20

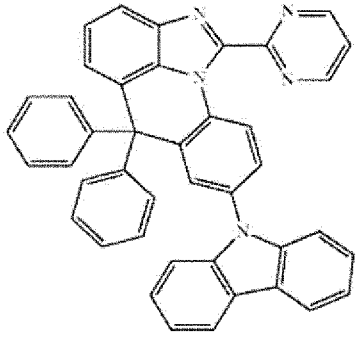
[B-52]



[B-56]

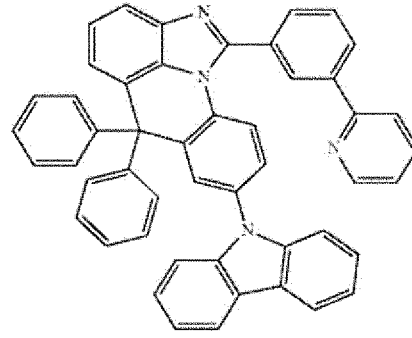
25

30



35

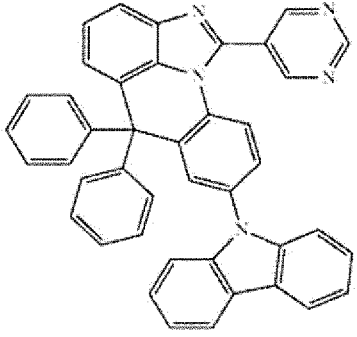
[B-53]



[B-57]

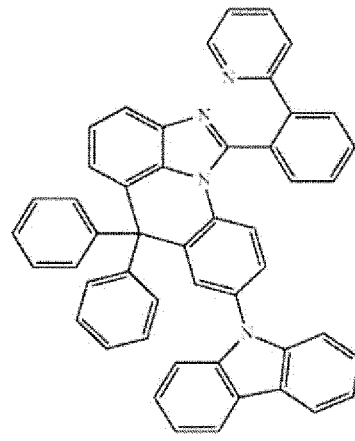
40

45



50

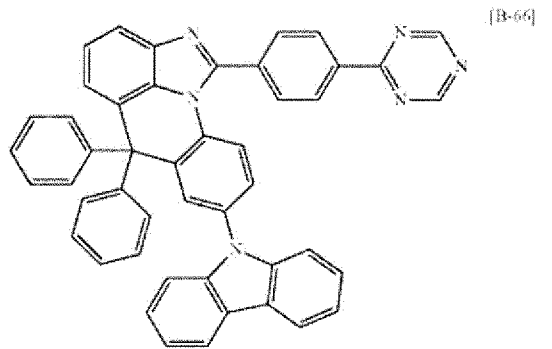
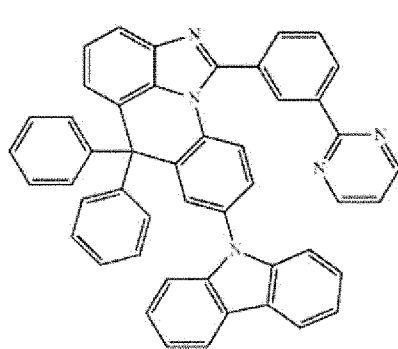
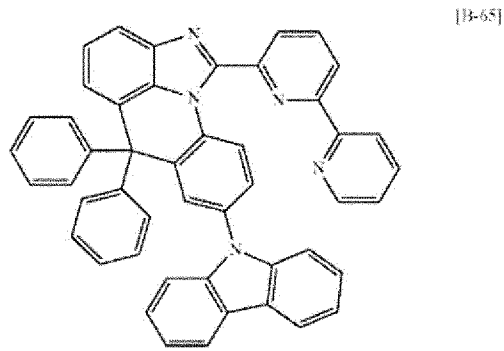
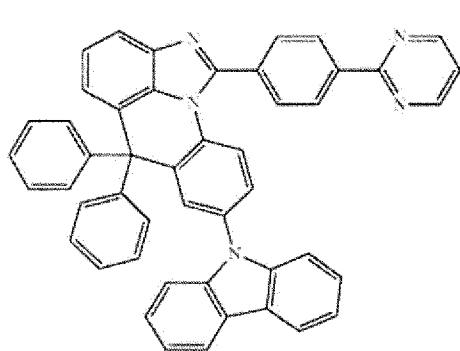
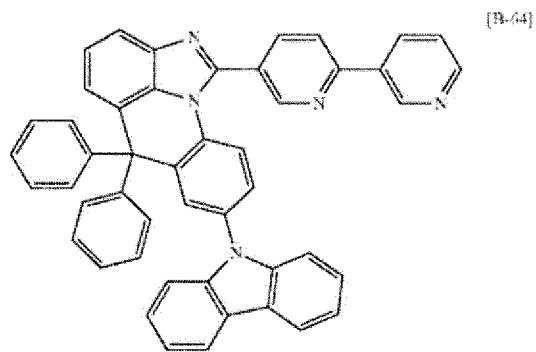
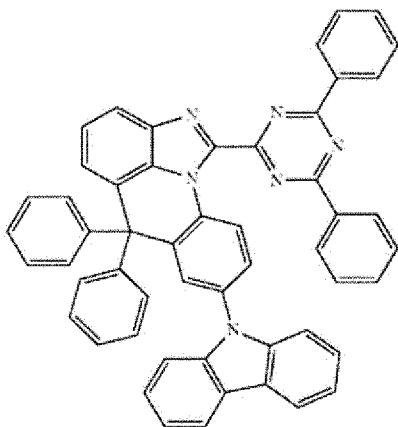
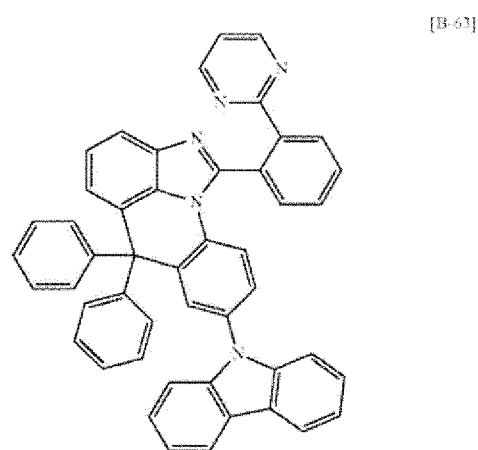
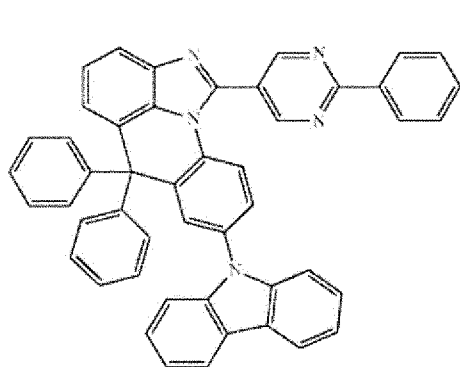
[B-54]



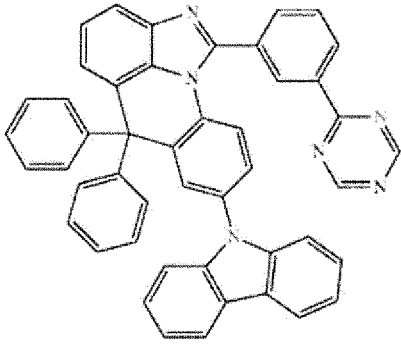
[B-58]

55

5
10
15
20
25
30
35
40
45
50
55

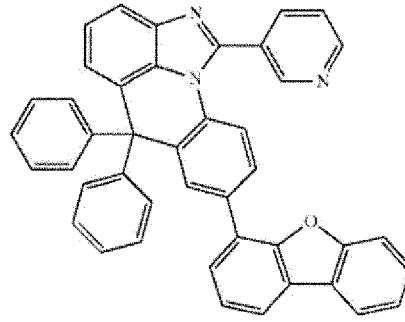


5



10

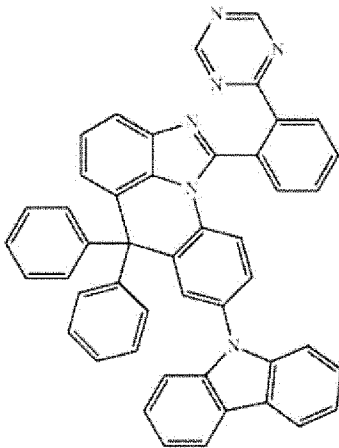
[B-67]



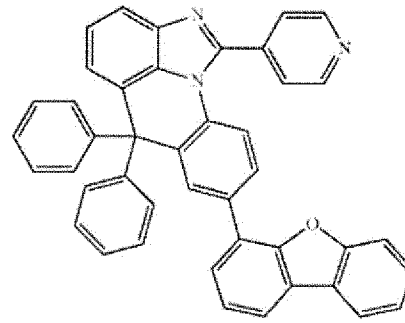
[B-71]

15

[B-68]



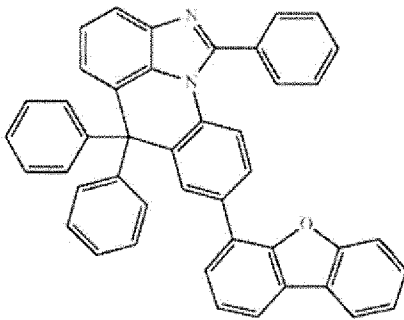
20



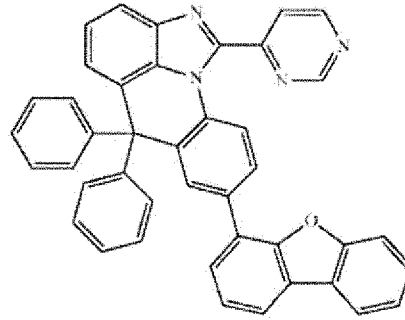
[B-72]

25

[B-69]



30

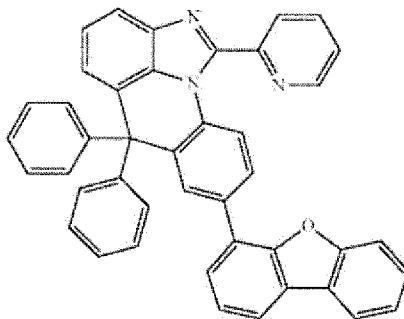


[B-73]

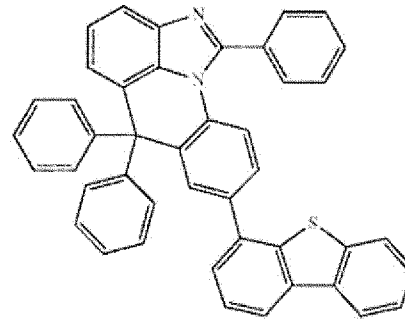
35

40

[B-70]



45

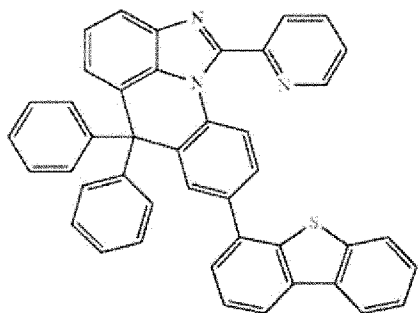


[B-74]

50

55

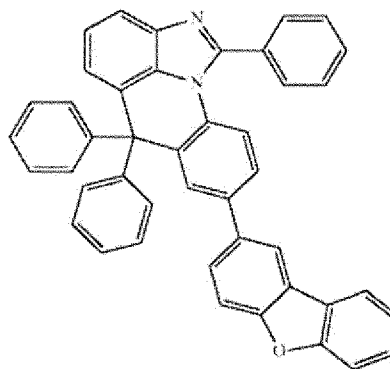
5



10

15

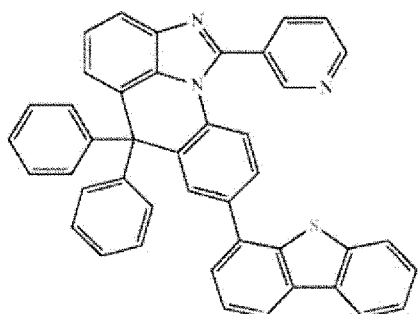
[B-75]



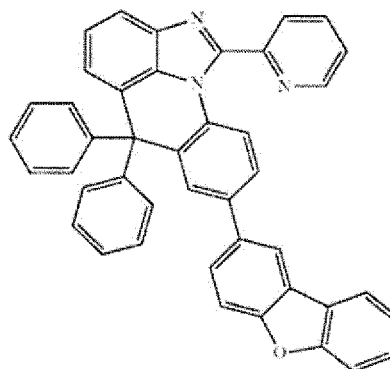
[B-79]

20

[B-76]



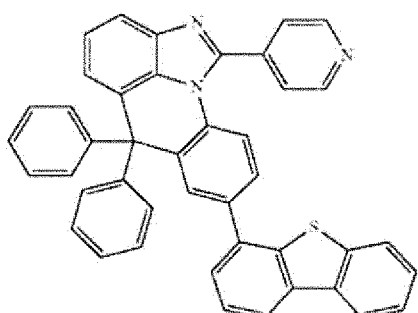
25



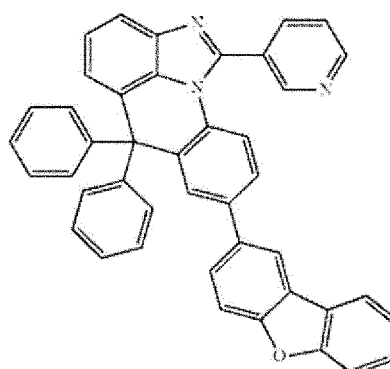
[B-80]

30

[B-77]



35

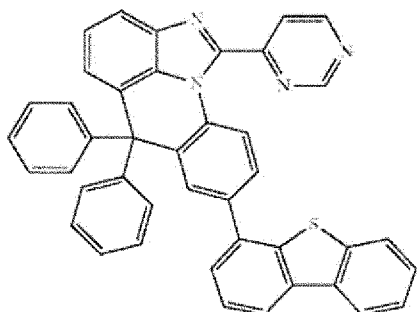


[B-81]

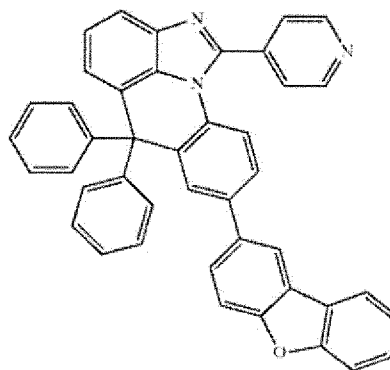
40

45

[B-78]



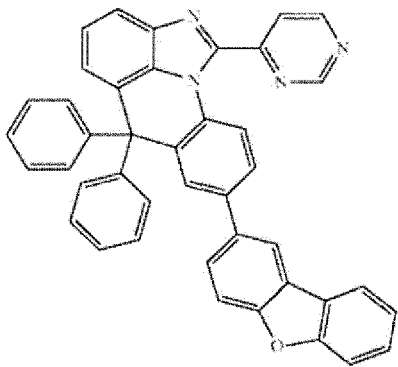
50



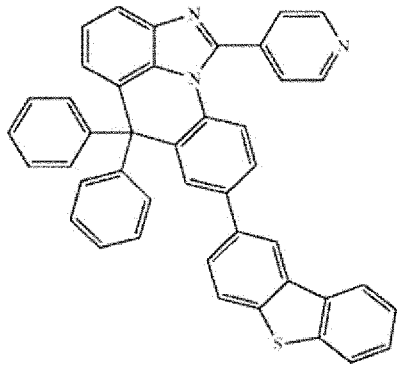
[B-82]

55

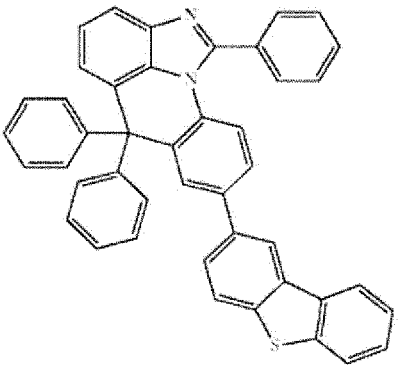
5
10
15
20
25
30
35
40
45
50
55



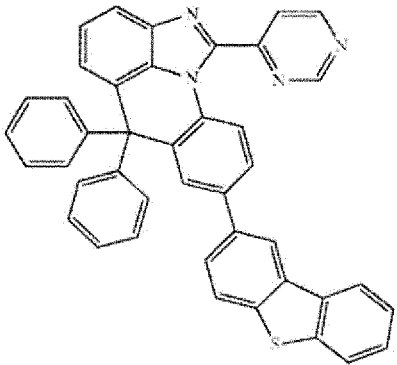
[B-83]



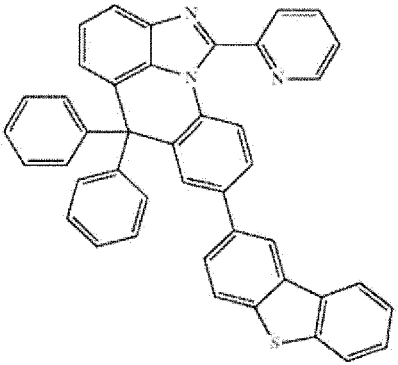
[B-87]



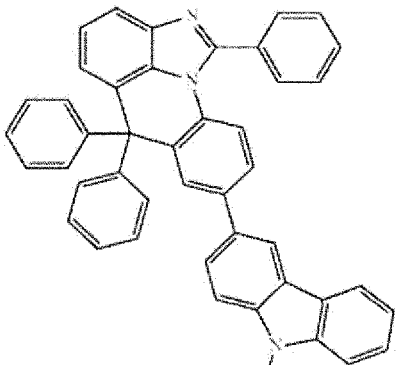
[B-84]



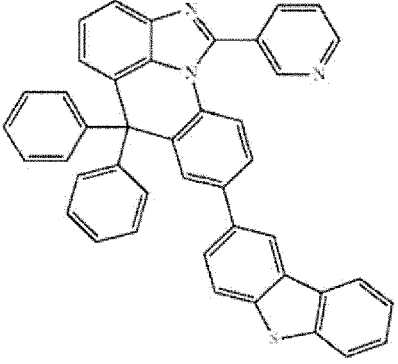
[B-88]



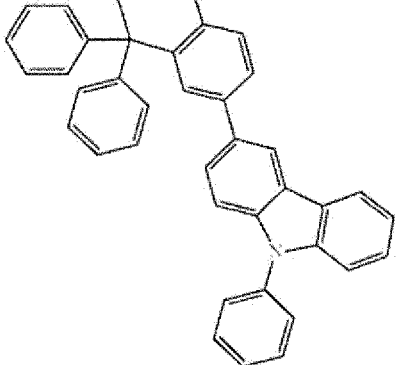
[B-85]



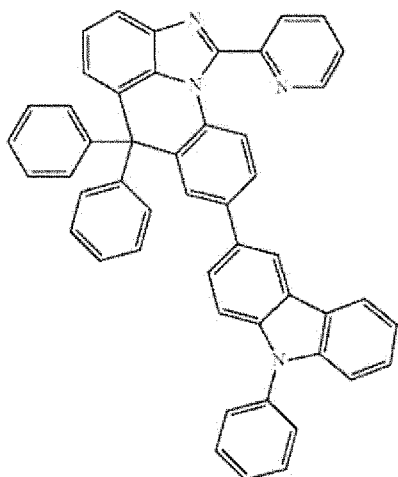
[B-89]



[B-86]



5

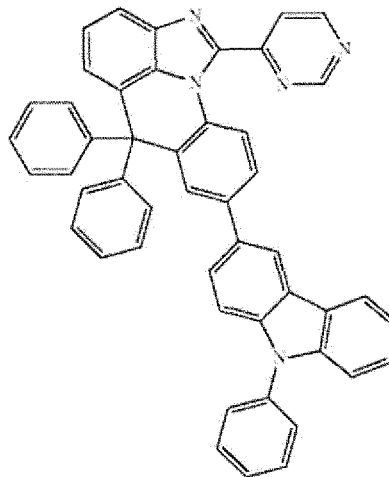


10

15

[B-90]

[B-93]



20

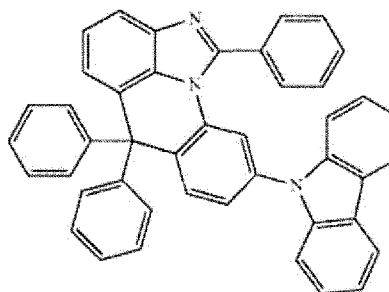
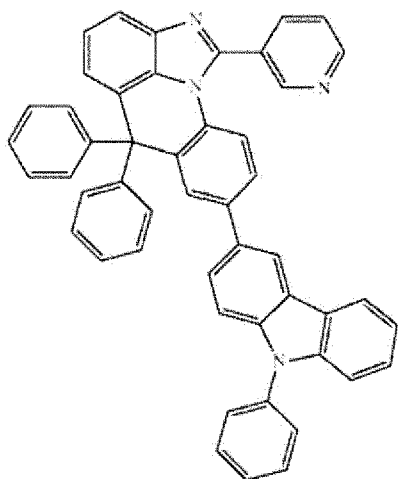
25

30

35

[B-91]

[B-94]



40

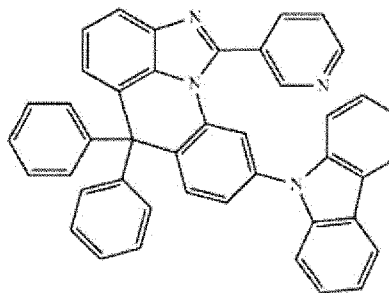
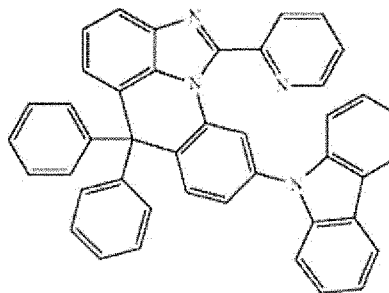
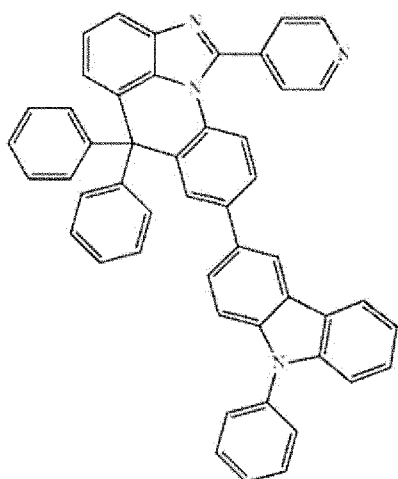
45

50

[B-92]

[B-95]

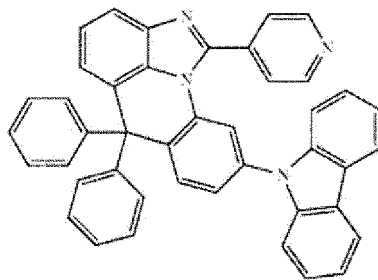
[B-96]



55

[B-97]

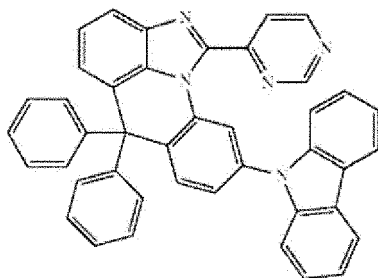
5



10

[B-98]

15



20

[0010] The present specification provides an organic light emitting device including a first electrode; a second electrode provided opposite to the first electrode; and one or more organic material layers including a light emitting layer provided between the first electrode and the second electrode, wherein one or more layers of the organic material layers include the heterocyclic compound described above.

[Advantageous Effects]

[0011] A heterocyclic compound according to one embodiment of the present specification has a proper energy level, and an excellent electrochemical stability and thermal stability. Accordingly, an organic light emitting device including the compound provides high efficiency and/or high driving stability.

[Description of Drawings]

[0012] FIGs. 1 to 5 are cross-sectional diagrams illustrating structures of an organic light emitting device according to one embodiment of the present invention.

[Reference Numeral]

[0013]

- 1: Substrate
- 2: Anode
- 3: Hole Injection Layer
- 4: Hole Transfer Layer
- 5: Light Emitting Layer
- 6: Electron Transfer Layer
- 7: Cathode

[Mode for Disclosure]

[0014] Hereinafter, the present specification will be described in more detail.

[0015] One embodiment of the present specification provides an organic light emitting device including a heterocyclic compound represented by Chemical Formula 1.

[0016] In one embodiment of the present specification, X is CRR'.

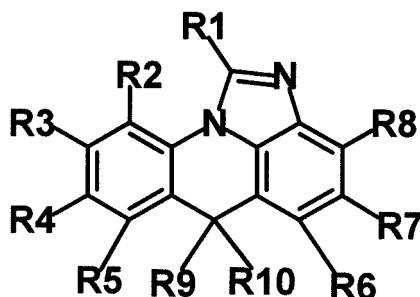
[0017] In another embodiment, X is a direct bond.

[0018] In one embodiment of the present specification, the heterocyclic compound represented by Chemical Formula

1 is represented by the following Chemical Formula 1A or the following Chemical Formula 2A.

[Chemical Formula 1A]

5

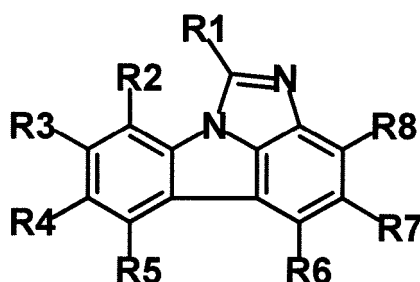


10

15

[Chemical Formula 2A]

20



25

[0019] In Chemical Formula 1A and Chemical Formula 2A,

30 R1 to R8 are the same as those defined in Chemical Formula 1,
R9 and R10 are the same as or different from each other, and each independently have the same definition as R and R'.

[0020] Examples of the substituents are described below, however, the substituents are not limited thereto.

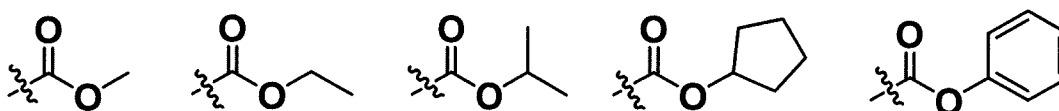
35 [0021] In the present invention, the term "substituted or unsubstituted" means being substituted with one or more substituents selected from the group consisting of deuterium; a halogen group; a nitrile group; a nitro group; an imide group; an amide group; a hydroxyl group; a thiol group; an alkyl group; an alkenyl group; an alkoxy group; a cycloalkyl group; a silyl group; an arylalkenyl group; an aryl group; an aryloxy group; an alkylthioxy group; an arylthioxy group; an alkylsulfoxy group; an arylsulfoxy group; a silyl group; a boron group; an alkylamine group; an aralkylamine group; an arylamine group; a heteroaryl group; a carbazole group; an aryl group; a fluorenyl group; an arylalkyl group; an arylalkenyl group; and a heteroring group including one or more of N, O and S atoms, or having no substituents, or being substituted with a substituent linking two or more substituents of the substituents illustrated above, or having no substituents. For example, "a substituent linking two or more substituents" may include a biphenyl group. In other words, a biphenyl group may be interpreted as an aryl group, or as a substituent linking 2 phenyl groups.

40 [0022] The term "substitution" means a hydrogen atom bonding to a carbon atom of a compound is changed to another substituent, and the position of substitution is not limited as long as it is a position at which a hydrogen atom is substituted, that is, a position at which a substituent may substitute, and when two or more substituents substitute, the two or more substituents may be the same as or different from each other.

[0023] In the present specification, examples of the halogen group include fluorine, chlorine, bromine or iodine.

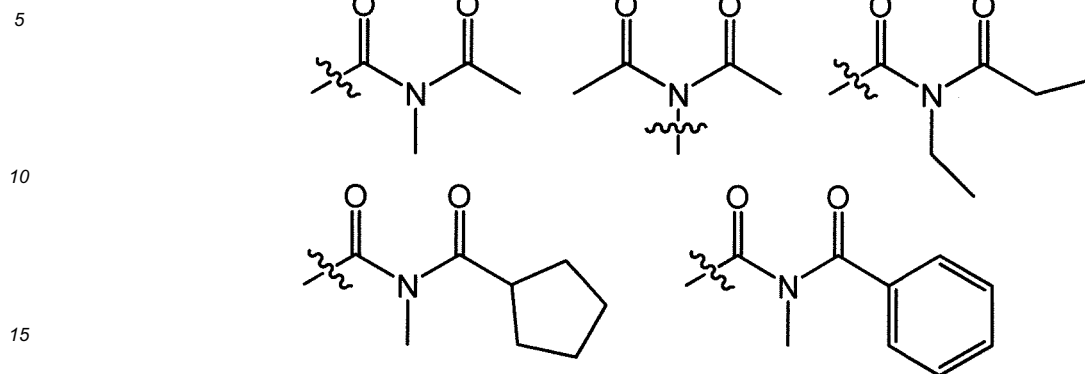
50 [0024] In the present specification, in the ester group, the oxygen of the ester group may be substituted with a linear, branched or cyclic alkyl group having 1 to 25 carbon atoms or an aryl group having 6 to 25 carbon atoms. Specifically, compounds having the following structural formulae may be included, but the compound is not limited thereto.

55

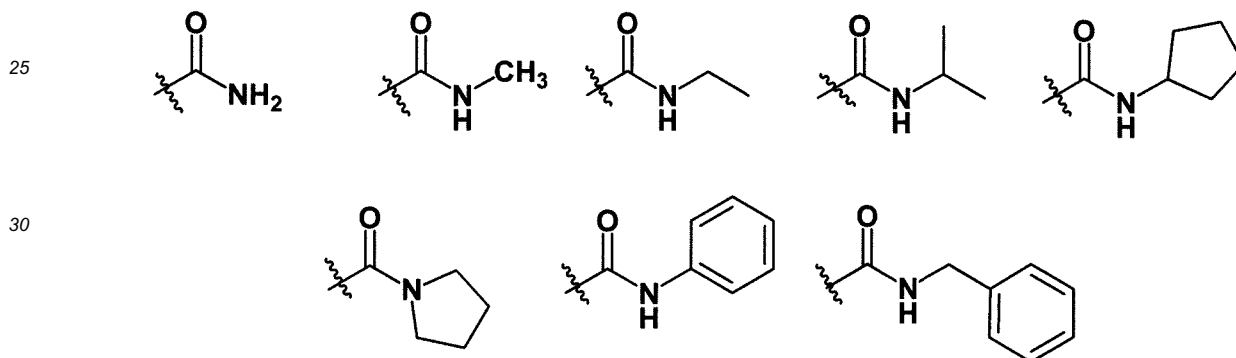


[0025] In the present specification, the number of carbon atoms of the imide group is not particularly limited, but is

preferably 1 to 25. Specifically, compounds having the following structures may be included, but the compound is not limited thereto.



[0026] In the present specification, in the amide group, the nitrogen of the amide group may be once or twice substituted with hydrogen, a linear, branched or cyclic alkyl group having 1 to 25 carbon atoms, or an aryl group having 6 to 25 carbon atoms. Specifically, compounds having the following structural formulae may be included, but the compound is not limited thereto.



[0027] In the present specification, the alkyl group may be linear or branched, and the number of carbon atoms is not particularly limited, but is preferably 1 to 50. Specific examples thereof include methyl, ethyl, propyl, n-propyl, isopropyl, butyl, n-butyl, isobutyl, tert-butyl, sec-butyl, 1-methyl-butyl, 1-ethyl-butyl, pentyl, n-pentyl, isopentyl, neopentyl, tert-pentyl, hexyl, n-hexyl, 1-methylpentyl, 2-methylpentyl, 4-methyl-2-pentyl, 3,3-dimethylbutyl, 2-ethylbutyl, heptyl, n-heptyl, 1-methylhexyl, cyclopentylmethyl, cyclohexylmethyl, octyl, n-octyl, tert-octyl, 1-methylheptyl, 2-ethylhexyl, 2-propylpentyl, n-nonyl, 2,2-dimethylheptyl, 1-ethyl-propyl, 1,1-dimethyl-propyl, isohexyl, 2-methylpentyl, 4-methylhexyl, 5-methylhexyl and the like, but are not limited thereto.

[0028] In the present specification, the cycloalkyl group is not particularly limited, but preferably has 3 to 60 carbon atoms. Specific examples thereof include cyclopropyl, cyclobutyl, cyclopentyl, 3-methylcyclopentyl, 2,3-dimethylcyclopentyl, cyclohexyl, 3-methylcyclohexyl, 4-methylcyclohexyl, 2,3-dimethylcyclohexyl, 3,4,5-trimethylcyclohexyl, 4-tert-butylcyclohexyl, cycloheptyl, cyclooctyl and the like, but are not limited thereto.

[0029] In the present specification, the alkoxy group may be linear, branched or cyclic. The number of carbon atoms of the alkoxy group is not particularly limited, but is preferably 1 to 20. Specific examples thereof may include methoxy, ethoxy, n-propoxy, isopropoxy, i-propoxy, n-butoxy, isobutoxy, tert-butoxy, sec-butoxy, n-pentyloxy, neopentyloxy, isopentyloxy, n-hexyloxy, 3,3-dimethylbutyloxy, 2-ethylbutyloxy, n-octyloxy, n-nonyloxy, n-decyloxy, benzyloxy, p-methylbenzyloxy and the like, but are not limited thereto.

[0030] In the present specification, the alkenyl group may be linear or branched, and although not particularly limited, the number of carbon atoms is preferably 2 to 40. Specific examples thereof may include vinyl, 1-propenyl, isopropenyl, 1-butenyl, 2-butenyl, 3-butenyl, 1-pentenyl, 2-pentenyl, 3-pentenyl, 3-methyl-1-butenyl, 1,3-butadienyl, allyl, 1-phenylvinyl-1-yl, 2-phenylvinyl-1-yl, 2,2-diphenylvinyl-1-yl, 2-phenyl-2-(naphthyl-1-yl)vinyl-1-yl, 2,2-bis(diphenyl-1-yl)vinyl-1-yl, a stilbenyl group, a styrenyl group and the like, but are not limited thereto.

[0031] In the present specification, the aryl group may be a monocyclic aryl group or a multicyclic aryl group, and includes a case in which an alkyl group having 1 to 25 carbon atoms or an alkoxy group having 1 to 25 carbon atoms

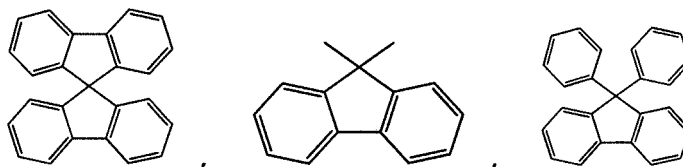
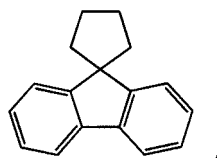
is substituted. In addition, the aryl group in the present specification may mean an aromatic ring.

[0032] When the aryl group is a monocyclic aryl group, the number of carbon atoms is not particularly limited, but is preferably 6 to 25. Specific examples of the monocyclic aryl group may include a phenyl group, a biphenyl group, a terphenyl group and the like, but are not limited thereto.

[0033] When the aryl group is a multicyclic aryl group, the number of carbon atoms is not particularly limited, but is preferably 10 to 24. Specific example of the multicyclic aryl group may include a naphthyl group, an anthryl group, a phenanthryl group, a pyrenyl group, a perylenyl group, a crycenyl group, a fluorenyl group and the like, but are not limited thereto.

[0034] In the present specification, the fluorenyl group may be substituted, and adjacent substituents may bond to each other to form a ring.

[0035] When the fluorenyl group is substituted,



and the like may be included. However, the structure is not limited thereto.

[0036] In the present specification, the silyl group specifically includes a trimethylsilyl group, a triethylsilyl group, a t-butyl dimethylsilyl group, a vinyl dimethylsilyl group, a propyl dimethylsilyl group, a triphenylsilyl group, a diphenylsilyl group, a phenylsilyl group and the like, but is not limited thereto.

[0037] In the present specification, the number of carbon atoms of the amine group is not particularly limited, but is preferably 1 to 30. Specific examples of the amine group include a methylamine group, a dimethylamine group, an ethylamine group, a diethylamine group, a phenylamine group, a naphthylamine group, a biphenylamine group, an anthracenylamine group, a 9-methyl-anthracenylamine group, a diphenylamine group, a phenyl naphthylamine group, a ditolylamine group, a phenyltolylamine group, a triphenylamine group and the like, but are not limited thereto.

[0038] In the present specification, examples of the arylamine group include a substituted or unsubstituted monoarylamine group, a substituted or unsubstituted diarylamine group, or a substituted or unsubstituted triarylamine group. The aryl group in the arylamine group may be a monocyclic aryl group or a multicyclic aryl group. The arylamine group including two or more aryl groups may include monocyclic aryl groups, multicyclic aryl groups, or monocyclic aryl groups and multicyclic aryl groups at the same time.

[0039] Specific examples of the arylamine group include phenylamine, naphthylamine, biphenylamine, anthracenylamine, 3-methyl-phenylamine, 4-methyl-naphthylamine, 2-methyl-biphenylamine, 9-methyl-anthracenylamine, a diphenylamine group, a phenyl naphthylamine group, a ditolylamine group, a phenyltolylamine group, carbazole, a triphenylamine group and the like, but are not limited thereto.

[0040] In the present specification, examples of the arylphosphine group include a substituted or unsubstituted monoarylyphosphine group, a substituted or unsubstituted diarylphosphine group, or a substituted or unsubstituted triarylyphosphine group. The aryl group in the arylphosphine group may be a monocyclic aryl group or a multicyclic aryl group. The arylphosphine group including two or more aryl groups may include monocyclic aryl groups, multicyclic aryl groups, or monocyclic aryl groups and multicyclic aryl groups at the same time.

[0041] In the present specification, the heteroring group is a heteroring group including one or more of O, N and S as a heteroatom, and although not particularly limited, the number of carbon atoms is preferably 2 to 60. Examples of the heteroring group include a thiophene group, a furan group, a pyrrole group, an imidazole group, a thiazole group, an oxazole group, an oxadiazole group, a triazole group, a pyridyl group, a bipyridyl group, a pyrimidyl group, a triazine group, a triazole group, an acridyl group, a pyridazine group, a pyrazinyl group, a quinolonyl group, a quinazoline group, a quinoxalonyl group, a phthalazinyl group, a pyridopyrimidinyl group, a pyridopyrazinyl group, a pyrazinopyrazinyl group, an isoquinoline group, an indole group, a carbazole group, a benzoxazole group, a benzimidazole group, a benzothiazole group, a benzocarbazole group, a benzothiophene group, a dibenzothiophene group, a benzofuranyl group, a phenanthroline group, a thiazolyl group, an isoxazolyl group, an oxadiazolyl group, a thiadiazolyl group, a benzothiazolyl group,

a phenothiazinyl group, a dibenzofuranyl group and the like, but are not limited thereto.

[0042] In the present specification, the heteroaryl group in the heteroarylamine group may be the same as the examples of the heteroring group described above.

[0043] In the present specification, the aryl group in the aryloxy group, the arylthioxy group, the arylsulfoxy group and the aralkylamine group is the same as the examples of the aryl group described above. Specific examples of the aryloxy group include phenoxy, p-tolyloxy, m-tolyloxy, 3,5-dimethyl-phenoxy, 2,4,6-trimethylphenoxy, p-tert-butylphenoxy, 3-biphenyloxy, 4-biphenyloxy, 1-naphthyloxy, 2-naphthyloxy, 4-methyl-1-naphthyloxy, 5-methyl-2-naphthyloxy, 1-anthryloxy, 2-anthryloxy, 9-anthryloxy, 1-phenanthryloxy, 3-phenanthryloxy, 9-phenanthryloxy and the like, examples of the arylthioxy group include a phenylthioxy group, a 2-methylphenylthioxy group, a 4-tert-butylphenylthioxy group and the like, and examples of the arylsulfoxy group include a benzenesulfoxy group, a p-toluenesulfoxy group and the like, but the examples are not limited thereto.

[0044] In the present specification, the alkyl group in the alkylthioxy group and the alkylsulfoxy group is the same as the examples of the alkyl group described above. Specific examples of the alkylthioxy group include a methylthioxy group, an ethylthioxy group, a tert-butylthioxy group, a hexylthioxy group, an octylthioxy group and the like, and examples of the alkylsulfoxy group include a mesyl group, an ethylsulfoxy group, a propylsulfoxy group, a butylsulfoxy group and the like, but the examples are not limited thereto.

[0045] In the present specification, an "adjacent" group means a substituent substituting an atom directly linking to an atom substituted by the corresponding substituent, a substituent most closely positioned sterically to the corresponding substituent, or another substituent substituting an atom substituted by the corresponding substituent. For example, two substituents substituting ortho positions in a benzene ring, and two substituents substituting the same carbon in an aliphatic ring may be interpreted as "adjacent" groups.

[0046] In one embodiment of the present specification, R, R' and R2 to R8 are the same as or different from each other, and each independently hydrogen; a substituted or unsubstituted alkyl group; a substituted or unsubstituted aryl group; or a substituted or unsubstituted phosphine oxide group.

[0047] In one embodiment of the present specification, R and R' are the same as or different from each other, and each independently hydrogen; a substituted or unsubstituted alkyl group; or a substituted or unsubstituted aryl group.

[0048] In one embodiment of the present specification, R is a substituted or unsubstituted alkyl group.

[0049] In one embodiment of the present specification, R is a methyl group.

[0050] In one embodiment of the present specification, R' is a substituted or unsubstituted alkyl group.

[0051] In one embodiment of the present specification, R' is a methyl group.

[0052] In one embodiment of the present specification, R2 to R8 are the same as or different from each other, and each independently hydrogen; a substituted or unsubstituted aryl group; or a substituted or unsubstituted phosphine oxide group.

[0053] In one embodiment of the present specification, R2 to R8 are hydrogen.

[0054] In one embodiment of the present specification, R2 to R8 are the same as or different from each other, and each independently a substituted or unsubstituted aryl group.

[0055] In one embodiment of the present specification, R2 to R8 are the same as or different from each other, and each independently a substituted or unsubstituted aryl group.

[0056] In one embodiment of the present specification, R2 to R8 are the same as or different from each other, and each independently a substituted or unsubstituted phosphine oxide group.

[0057] In one embodiment of the present specification, R2 to R8 are the same as or different from each other, and each independently a substituted or unsubstituted fluorenyl group.

[0058] In another embodiment of the present specification, R2 to R8 are the same as or different from each other, and each independently hydrogen; a substituted or unsubstituted phenyl group; a substituted or unsubstituted anthracene group; a substituted or unsubstituted fluorene group; or a substituted or unsubstituted phosphine oxide group.

[0059] In one embodiment of the present specification, R2 to R8 are the same as or different from each other, and each independently hydrogen; an anthracenyl group unsubstituted or substituted with one, two or more substituents selected from the group consisting of a biphenyl group and a phenyl group; a phenyl group unsubstituted or substituted with one, two or more substituents selected from the group consisting of a naphthyl group and an anthracenyl group substituted with a phenyl group; a phosphine oxide group unsubstituted or substituted with one, two or more substituents selected from the group consisting of a phenyl group and a naphthyl group; or a spirobifluorene group.

[0060] In one embodiment of the present specification, R7 is hydrogen.

[0061] In one embodiment of the present specification, R7 is a substituted or unsubstituted aryl group.

[0062] In one embodiment of the present specification, R7 is a substituted or unsubstituted anthracenyl group.

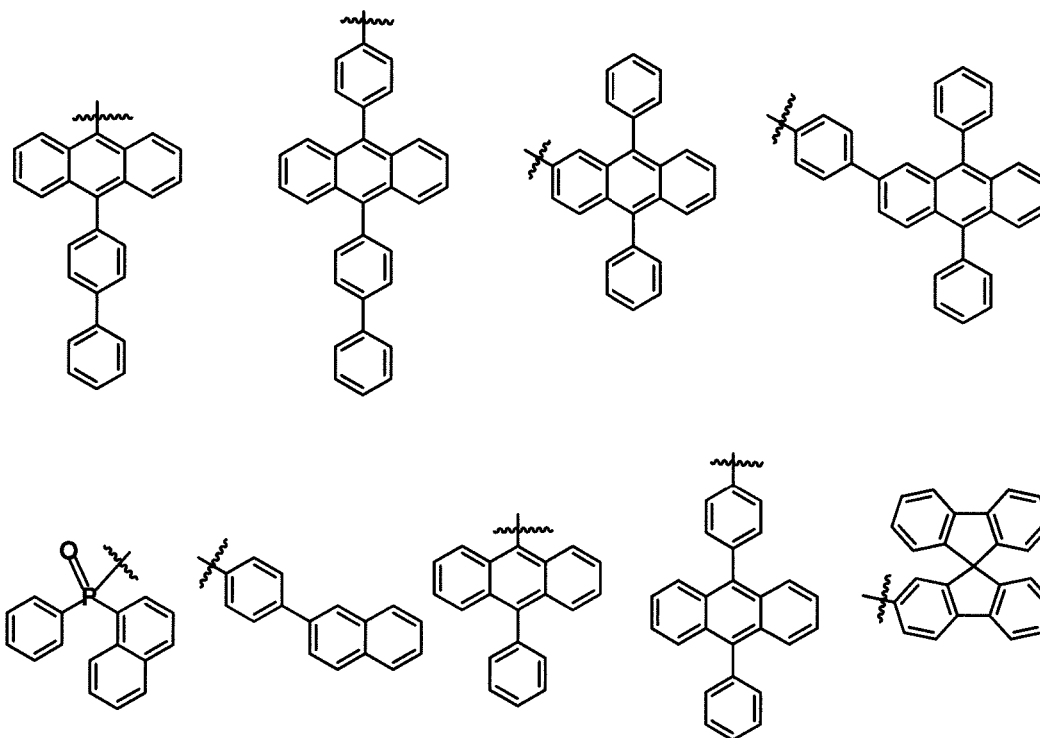
[0063] In one embodiment of the present specification, R7 is an anthracenyl group substituted with a biphenyl group.

[0064] In one embodiment of the present specification, R7 is an anthracenyl group substituted with a phenyl group.

[0065] In one embodiment of the present specification, R7 is a substituted or unsubstituted phenyl group.

[0066] In one embodiment of the present specification, R7 is a phenyl group substituted with a naphthyl group.

- [0067] In one embodiment of the present specification, R7 is a substituted or unsubstituted phosphine oxide group.
 [0068] In one embodiment, R7 is a phosphine oxide group substituted with an aryl group.
 [0069] In one embodiment of the present specification, R7 is a phosphine oxide group substituted with a phenyl group.
 [0070] In another embodiment, R7 is a phosphine oxide group substituted with a naphthyl group.
 [0071] In another embodiment, R7 is a phosphine oxide group substituted with a phenyl group and a naphthyl group.
 [0072] In one embodiment of the present specification, R6 is a substituted or unsubstituted aryl group.
 [0073] In another embodiment, R6 is an aryl group unsubstituted or substituted with an aryl group.
 [0074] In one embodiment of the present specification, R6 is an anthracene group substituted with an aryl group.
 [0075] In one embodiment, R6 is an anthracene group substituted with a phenyl group.
 [0076] In one embodiment of the present specification, R5 is a substituted or unsubstituted aryl group.
 [0077] In another embodiment, R5 is an aryl group unsubstituted or substituted with an aryl group.
 [0078] In one embodiment of the present specification, R5 is an anthracene group substituted with an aryl group.
 [0079] In one embodiment, R5 is an anthracene group substituted with a phenyl group.
 [0080] In one embodiment of the present specification, R8 is a substituted or unsubstituted aryl group.
 [0081] In another embodiment, R8 is an aryl group unsubstituted or substituted with an aryl group.
 [0082] In one embodiment of the present specification, R8 is an anthracene group substituted with an aryl group.
 [0083] In one embodiment, R8 is an anthracene group substituted with a phenyl group.
 [0084] In one embodiment of the present specification, R3 is a substituted or unsubstituted aryl group.
 [0085] In another embodiment, R3 is an aryl group unsubstituted or substituted with an aryl group.
 [0086] In one embodiment of the present specification, R3 is an anthracene group substituted with an aryl group.
 [0087] In one embodiment, R3 is an anthracene group substituted with a phenyl group.
 [0088] In one embodiment of the present specification, R2 is a substituted or unsubstituted aryl group.
 [0089] In another embodiment, R2 is an aryl group unsubstituted or substituted with an aryl group.
 [0090] In one embodiment of the present specification, R2 is a phenyl group unsubstituted or substituted with an aryl group.
 [0091] In one embodiment, R2 is a phenyl group substituted with an anthracene group substituted with an aryl group.
 [0092] In another embodiment, R2 is a phenyl group substituted with an anthracene group substituted with a phenyl group.
 [0093] In another embodiment, R2 to R8 are the same as or different from each other, and each independently hydrogen; or one of the following structures.



- [0094] The structures may be unsubstituted or further substituted with one, two or more substituents selected from the group consisting of deuterium; a halogen group; a nitrile group; a nitro group; a hydroxyl group; a carbonyl group;

an ester group; an imide group; an amide group; a substituted or unsubstituted alkyl group; a substituted or unsubstituted cycloalkyl group; a substituted or unsubstituted alkoxy group; a substituted or unsubstituted aryloxy group; a substituted or unsubstituted alkylthioxy group; a substituted or unsubstituted arylthioxy group; a substituted or unsubstituted alkylsulfoxy group; a substituted or unsubstituted arylsulfoxy group; a substituted or unsubstituted alkenyl group; a substituted or unsubstituted silyl group; a substituted or unsubstituted boron group; a substituted or unsubstituted alkylamine group; a substituted or unsubstituted aralkylamine group; a substituted or unsubstituted arylamine group; a substituted or unsubstituted heteroarylamine group; a substituted or unsubstituted arylphosphine group; a substituted or unsubstituted phosphine oxide group; a substituted or unsubstituted aryl group; and a substituted or unsubstituted heteroring group including one or more of N, O and S atoms.

[0095] In one embodiment of the present specification, R1 is deuterium; a substituted or unsubstituted aryl group; or a substituted or unsubstituted alkyl group.

[0096] In one embodiment of the present specification, R1 is a substituted or unsubstituted methyl group; a substituted or unsubstituted ethyl group; or a substituted or unsubstituted phenyl group.

[0097] In one embodiment of the present specification, R1 is a substituted or unsubstituted alkyl group.

[0098] In one embodiment of the present specification, R1 is a substituted or unsubstituted methyl group.

[0099] In one embodiment of the present specification, R1 is a methyl group.

[0100] In another embodiment, R1 is a substituted or unsubstituted ethyl group.

[0101] In one embodiment of the present specification, R1 is an ethyl group.

[0102] In one embodiment of the present specification, R1 is a substituted or unsubstituted aryl group.

[0103] In one embodiment of the present specification, R1 is a substituted or unsubstituted phenyl group.

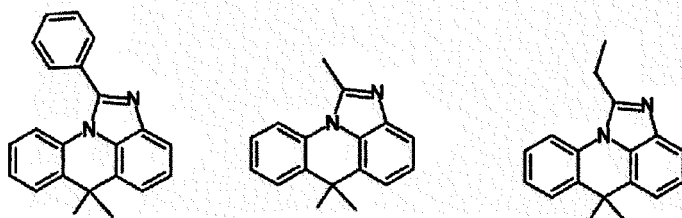
[0104] In one embodiment of the present specification, R1 is a phenyl group.

[0105] In one embodiment of the present specification, R1 is a phenyl group substituted with a substituted or unsubstituted anthracenyl group.

[0106] In one embodiment of the present specification, R1 is a phenyl group substituted with an anthracenyl group substituted with a biphenyl group.

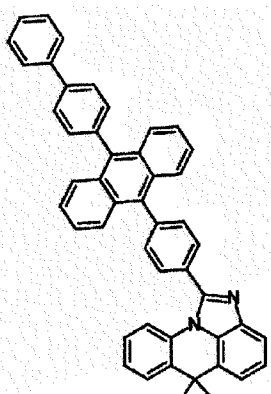
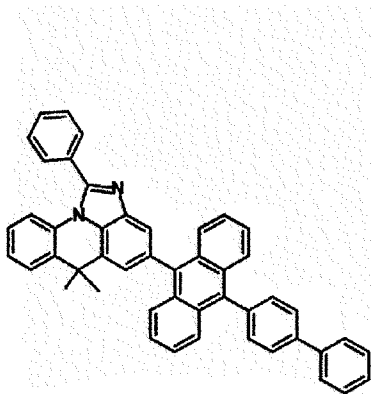
[0107] In one embodiment of the present specification, R1 is a phenyl group substituted with an anthracenyl group substituted with a phenyl group.

[0108] In one embodiment of the present specification, the heterocyclic compound represented by Chemical Formula 1 is represented by any one of the following Chemical Formulae 1-1 to 1-25.

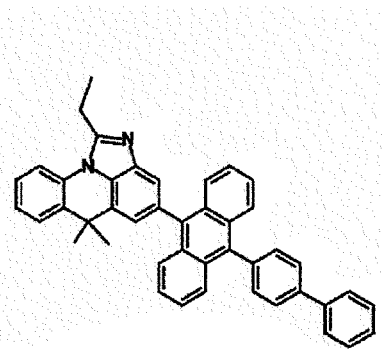
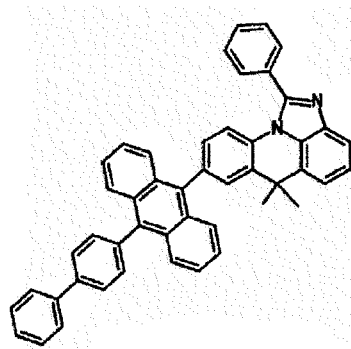


[Chemical Formulae 1-1] [Chemical Formulae 1-2] [Chemical Formulae 1-3]

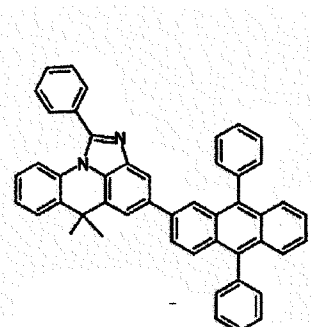
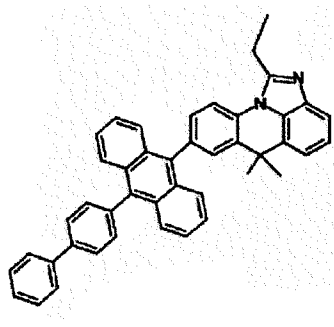
5
10
15
20
25
30
35
40
45
50
55



[Chemical Formulae 1-4] [Chemical Formulae 1-5]

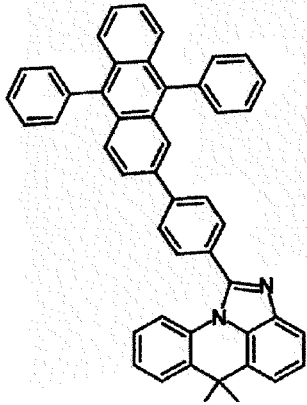


[Chemical Formulae 1-6] [Chemical Formulae 1-7]

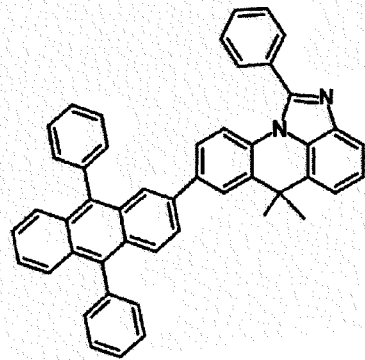


[Chemical Formulae 1-8] [Chemical Formulae 1-9]

5



10

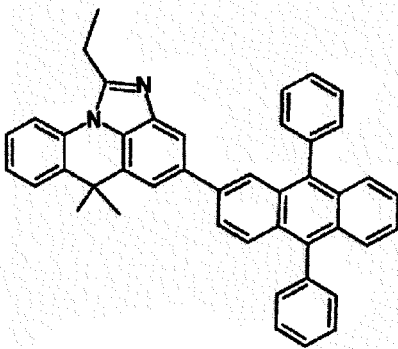


15

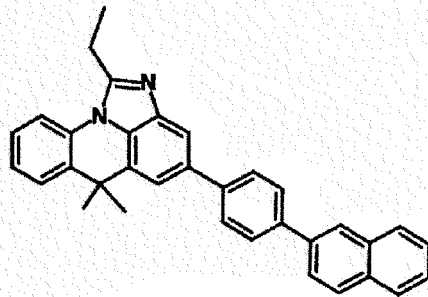
[Chemical Formulae 1-10]

[Chemical Formulae 1-11]

20



25

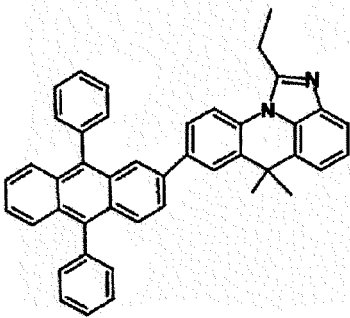


30

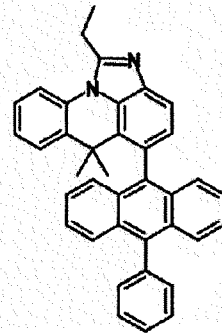
[Chemical Formulae 1-12]

[Chemical Formulae 1-13]

35



40



45

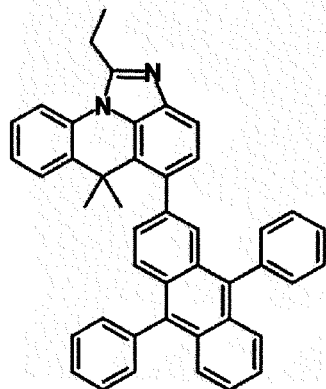
[Chemical Formulae 1-14]

[Chemical Formulae 1-15]

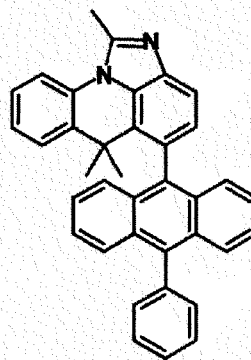
50

55

5



10

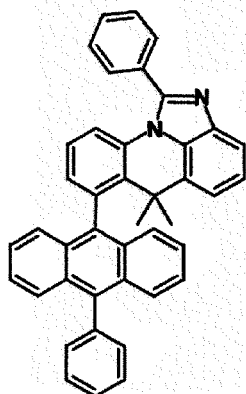


15

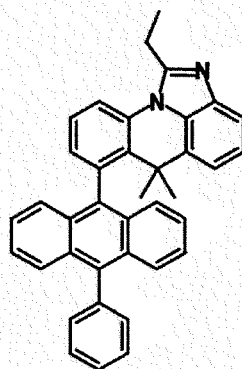
[Chemical Formulae 1-16]

[Chemical Formulae 1-17]

20



25



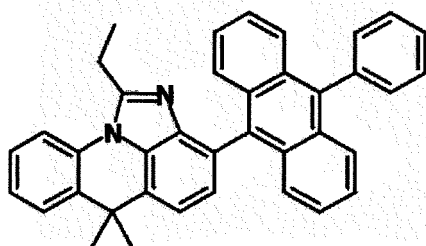
30

[Chemical Formulae 1-18]

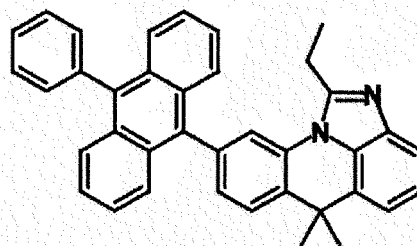
[Chemical Formulae 1-19]

35

40



45



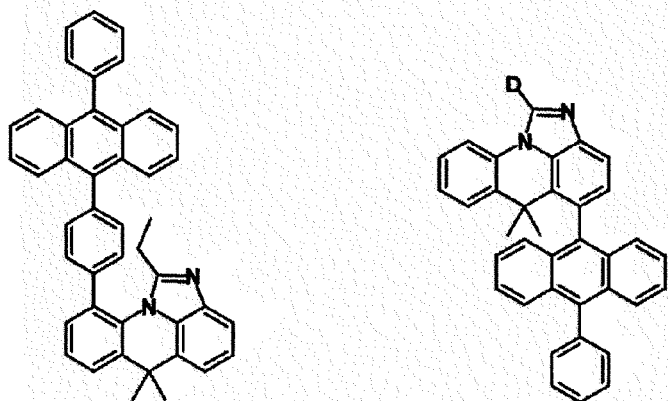
[Chemical Formulae 1-20]

[Chemical Formulae 1-21]

50

55

5



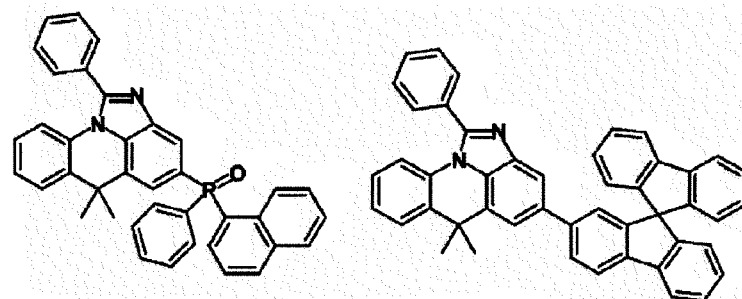
10

15

[Chemical Formulae 1-22]

[Chemical Formulae 1-23]

20



25

30

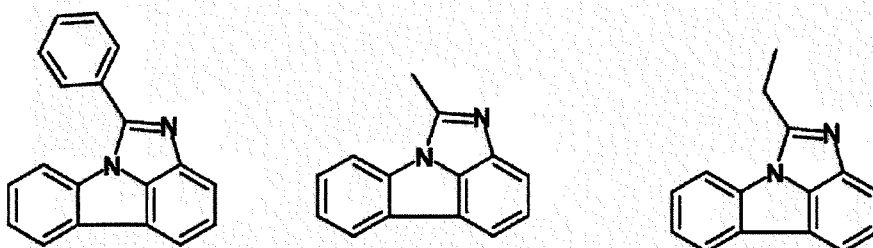
[Chemical Formulae 1-24]

[Chemical Formulae 1-25]

[0109] In one embodiment of the present specification, the heterocyclic compound represented by Chemical Formula 1 is represented by any one of the following Chemical Formulae 2-1 to 2-25.

35

40



45

[Chemical Formulae 2-1]

[Chemical Formulae 2-2]

[Chemical

50

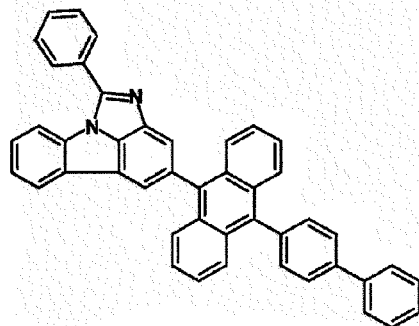
Formulae 2-3]

55

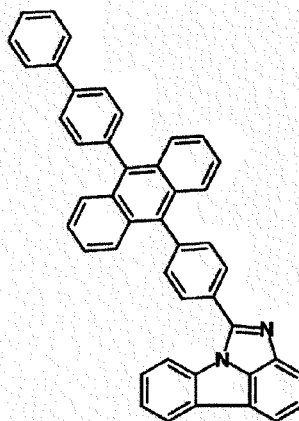
5

10

15



[Chemical Formulae 2-4]

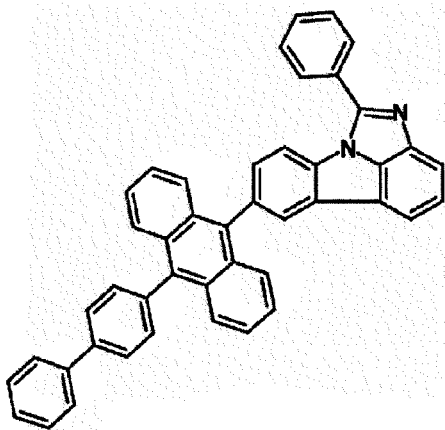


[Chemical Formulae 2-5]

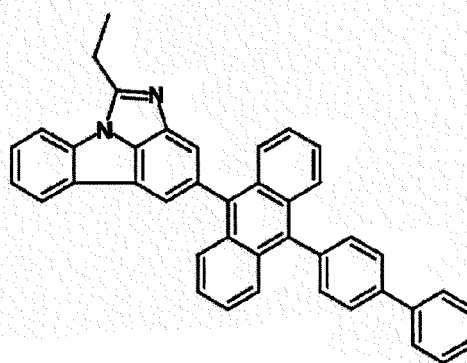
20

25

30



[Chemical Formulae 2-6]



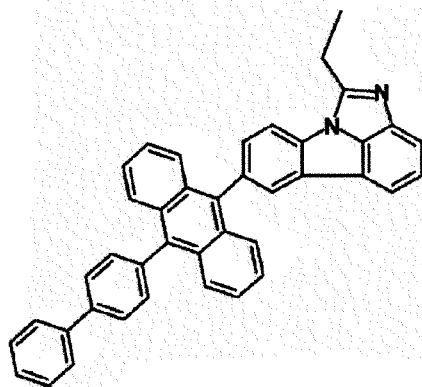
[Chemical Formulae 2-7]

35

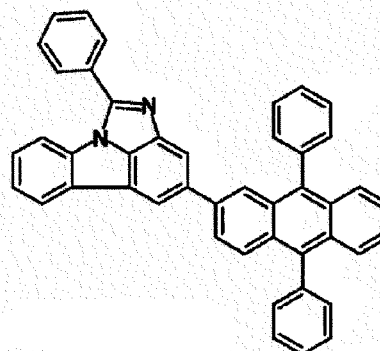
40

45

50



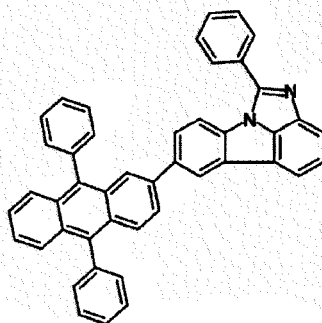
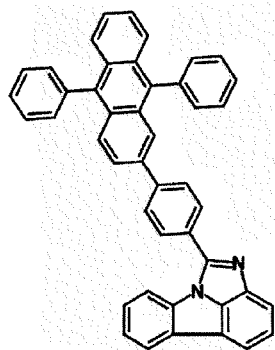
[Chemical Formulae 2-8]



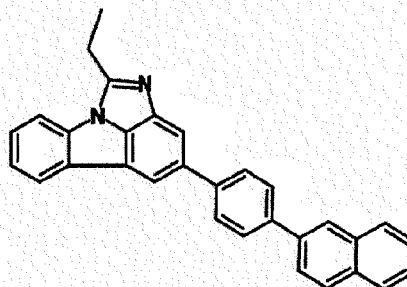
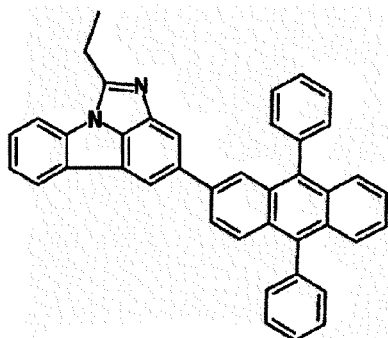
[Chemical Formulae 2-9]

55

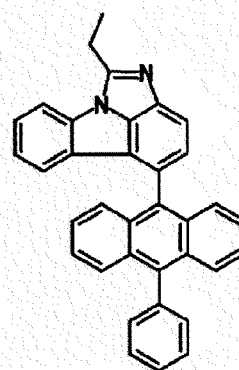
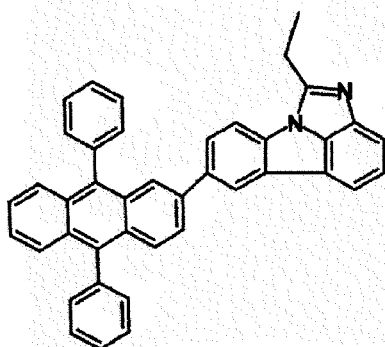
5
10
15
20
25
30
35
40
45
50
55



[Chemical Formulae 2-10] [Chemical Formulae 2-11]

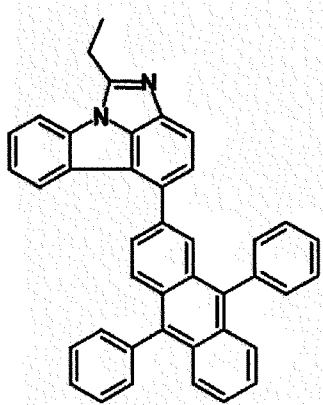


[Chemical Formulae 2-12] [Chemical Formulae 2-13]

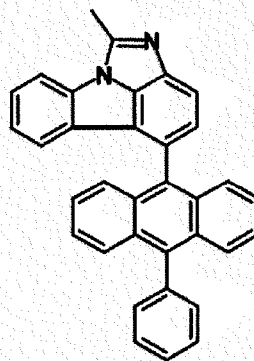


[Chemical Formulae 2-14] [Chemical Formulae 2-15]

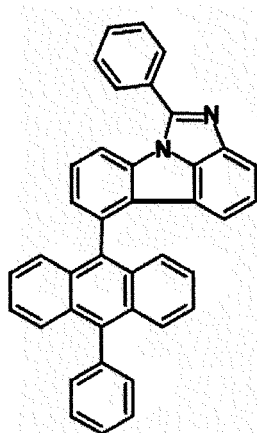
5
10
15
20
25
30
35
40
45
50
55



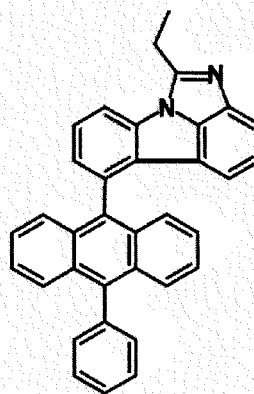
[Chemical Formulae 2-16]



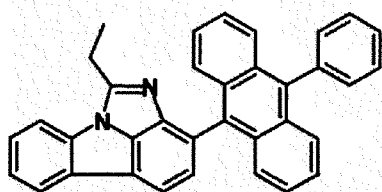
[Chemical Formulae 2-17]



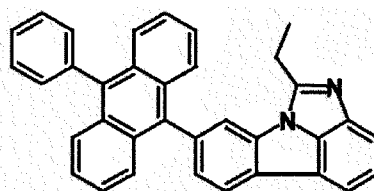
[Chemical Formulae 2-18]



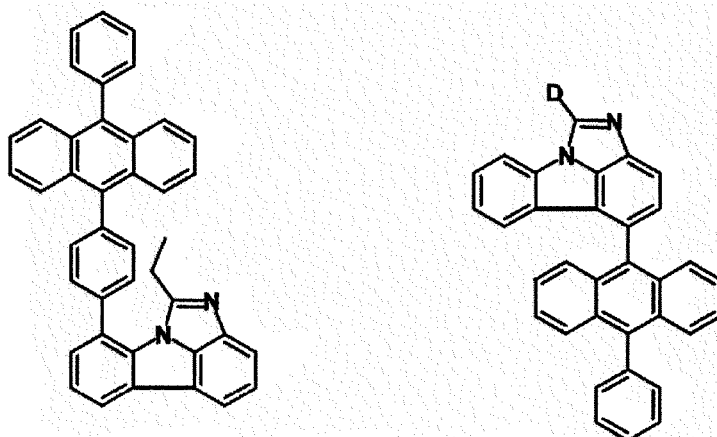
[Chemical Formulae 2-19]



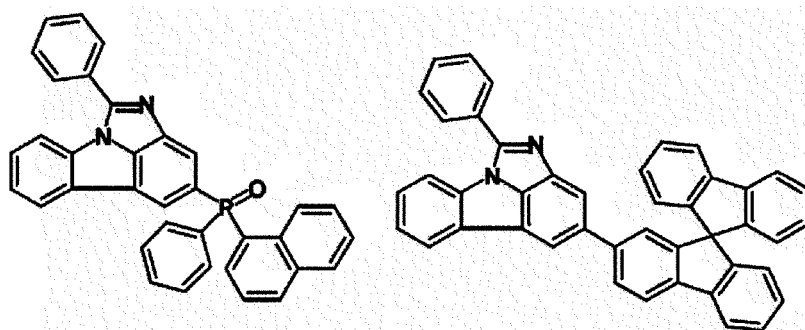
[Chemical Formulae 2-20]



[Chemical Formulae 2-21]



[Chemical Formulae 2-22] [Chemical Formulae 2-23]



[Chemical Formulae 2-24] [Chemical Formulae 2-25]

35 [0110] The compounds in the present specification may be prepared based on the preparation examples described below.

[0111] Specifically, according to one embodiment of the present specification, the heterocyclic compound of Chemical Formula 1 may be prepared through a cyclization reaction, and the heterocyclic compound represented by Chemical Formula 1 may be prepared by reacting R1 to R9 substituted with boronic acid or a dioxaborolane group, however, the preparation method is not limited thereto.

40 [0112] In addition, the present specification provides an organic light emitting device including the heterocyclic compound described above.

[0113] The present specification provides an organic light emitting device including a first electrode; a second electrode provided opposite to the first electrode; and one or more organic material layers including a light emitting layer provided between the first electrode and the second electrode, wherein one or more layers of the organic material layers include the heterocyclic compound described above.

45 [0114] In one embodiment of the present specification, the organic material layer includes an electron transfer layer, an electron injection layer or a layer carrying out electron transfer and electron injection at the same time, and the electron transfer layer, the electron injection layer or the layer carrying out electron transfer and electron injection at the same time includes the heterocyclic compound.

50 [0115] In one embodiment of the present specification, the electron transfer layer, the electron injection layer or the layer carrying out electron transfer and electron injection at the same time is formed only with the heterocyclic compound.

[0116] In one embodiment of the present specification, as an organic light emitting device including a first electrode; a second electrode provided opposite to the first electrode; a light emitting layer provided between the first electrode and the second electrode; and two or more organic material layers provided between the light emitting layer and the first electrode, or between the light emitting layer and the second electrode, at least one of the two or more organic material layers includes the heterocyclic compound. In one embodiment, as the two or more organic material layers, two or more may be selected from the group consisting of an electron transfer layer, an electron injection layer, a layer carrying out electron transfer and electron injection at the same time and a hole blocking layer.

55

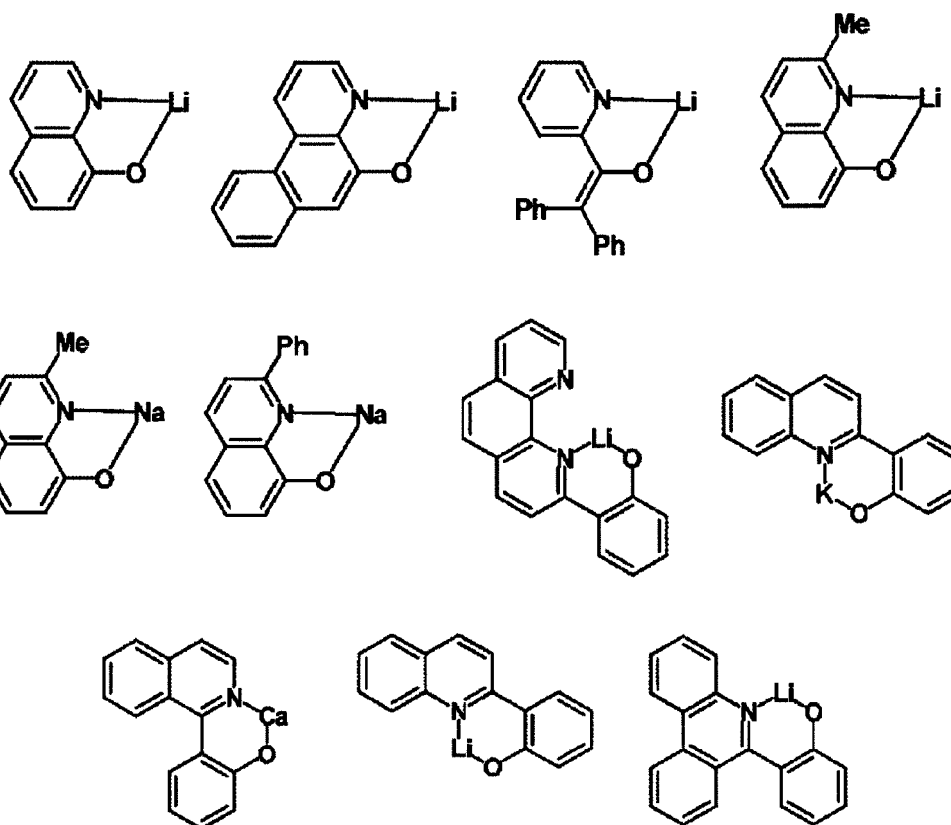
[0117] In one embodiment of the present specification, the organic material layer includes two or more electron transfer layers, and at least one of the two or more electron transfer layers includes the heterocyclic compound. Specifically, in one embodiment of the present specification, the heterocyclic compound may be included in one layer of the two or more electron transfer layers, or in each of the two or more electron transfer layers.

[0118] In addition, in one embodiment of the present specification, when the heterocyclic compound is included in each of the two or more electron transfer layers, materials other than the heterocyclic compound may be the same as or different from each other.

[0119] In one embodiment of the present specification, the electron transfer layer, the electron injection layer or the layer carrying out electron transfer and electron injection at the same time includes the heterocyclic compound as a p-type host, and an n-type dopant as a dopant.

[0120] In one embodiment of the present specification, the n-type dopant includes alkali metals, alkali metal compounds, alkaline earth metals, or alkaline earth metal compounds or combinations thereof.

[0121] In one embodiment of the present specification, as the n-type dopant, one, two or more are selected from the group consisting of Li, Na, K, Rb, Cs, Mg, Ca, Sr, Ba, La, Nd, Sm, Eu, Tb, Yb, LiF, Li₂O, CsF or the following compounds.

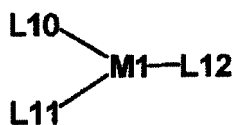


[0122] In one embodiment of the present specification, the light emitting layer includes the heterocyclic compound.

[0123] In one embodiment of the present specification, the light emitting layer includes the heterocyclic compound as a host, and includes a phosphorous dopant compound as a dopant.

[0124] In one embodiment of the present specification, the phosphorous dopant compound is represented by the following Chemical Formula 2.

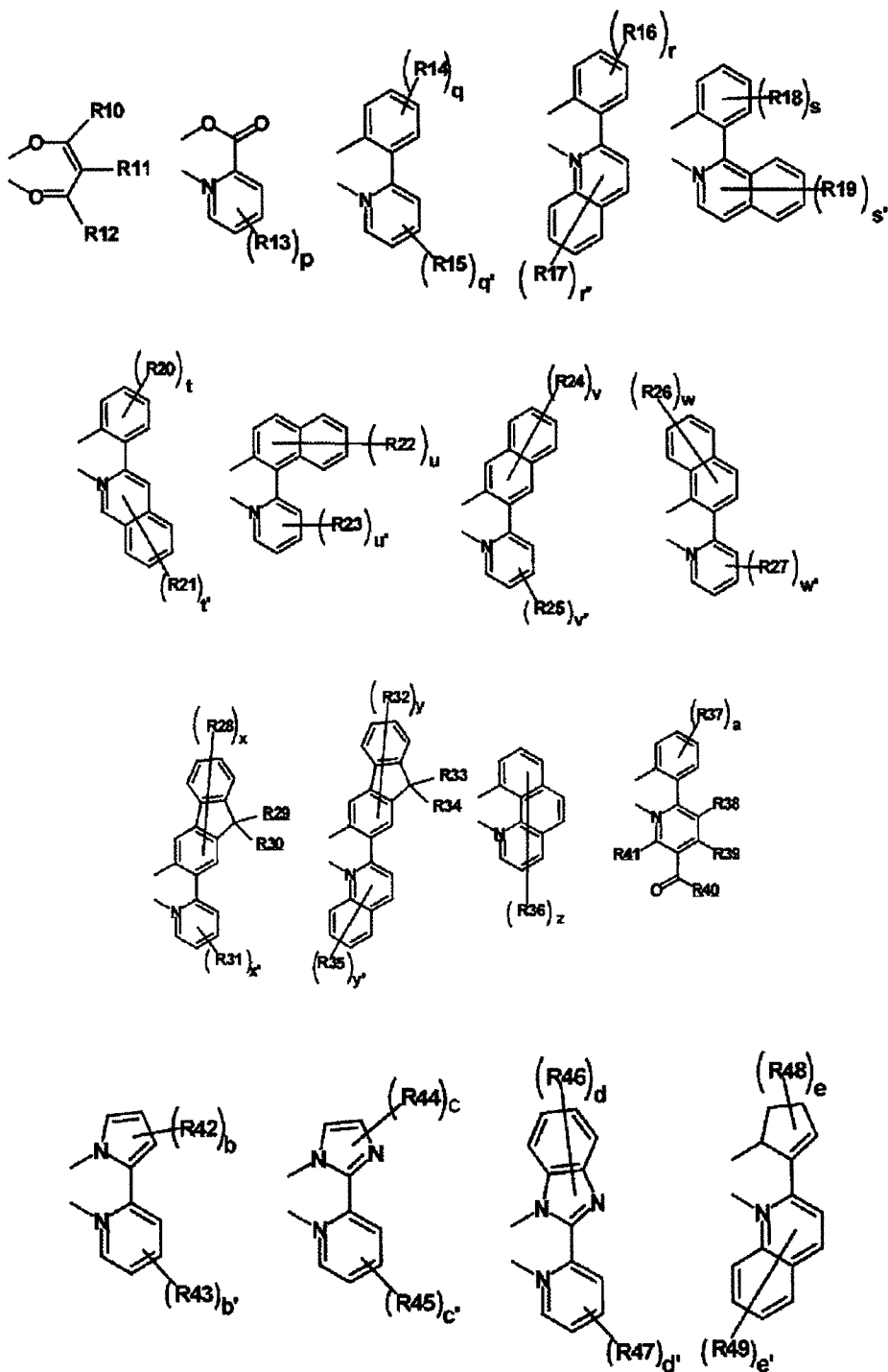
[Chemical Formula 2]

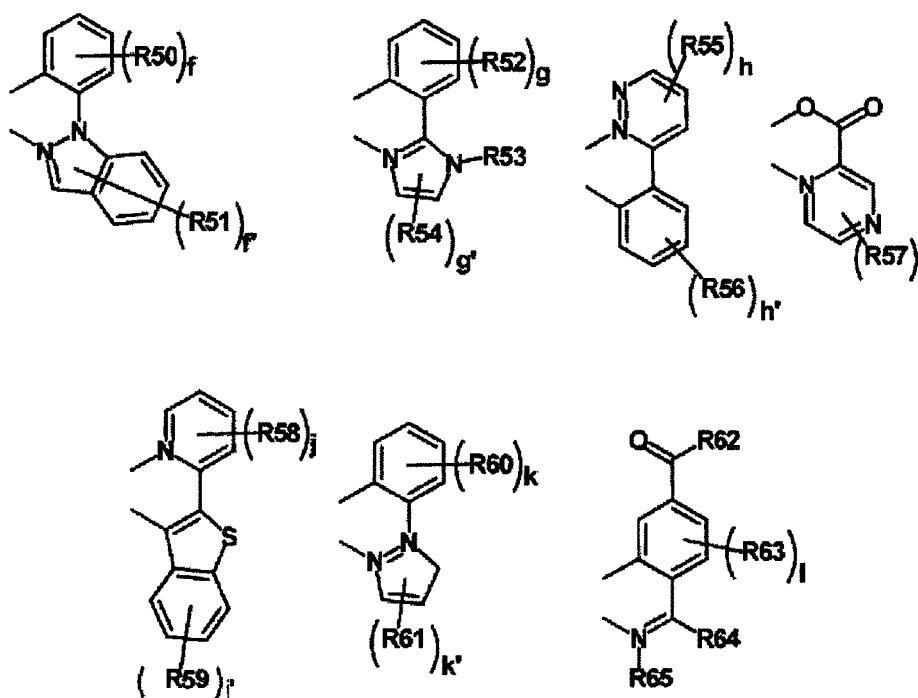


[0125] In Chemical Formula 2, M1 is Ir or Os,

L10, L11 and L12 are the same as or different from each other, and each independently any one of the following structures,

5
10
15
20
25
30
35
40
45
50
55





p, q, q', r, s, t, u', v', w', x', a, b', c', d, d', f, g, h', j, j' and k are each an integer of 0 to 4,

r', s', t', u, v, w, x, y, y' and e' are each an integer of 0 to 6,

b, e, h, i, k' and l are an integer of 0 to 3,

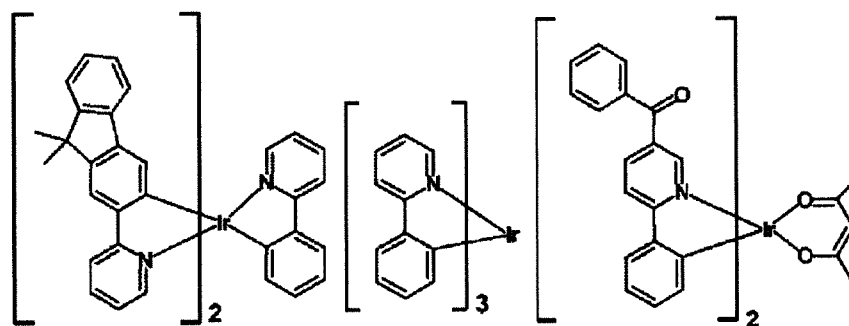
c and g' are an integer of 0 to 2,

f is an integer of 0 to 5,

z is an integer of 0 to 8,

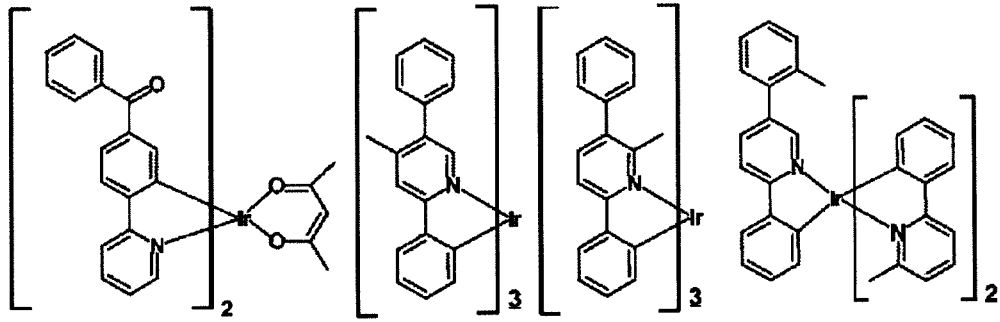
R10 to R65 are the same as or different from each other, and each independently selected from the group consisting of hydrogen; deuterium; a halogen group; a cyano group; a substituted or unsubstituted C_{2-10} alkylsilyl group; a substituted or unsubstituted C_{6-30} arylsilyl group; a substituted or unsubstituted C_{1-10} alkyl group; a substituted or unsubstituted C_{2-10} alkenyl group; a substituted or unsubstituted C_{1-10} alkoxy group; a substituted or unsubstituted C_{6-20} aryl group; and a substituted or unsubstituted C_{5-20} heteroring group, or adjacent groups form a monocyclic or multicyclic aliphatic, aromatic, heteroaliphatic or heteroaromatic fused ring.

[0126] In one embodiment of the present specification, the phosphorous dopant compound represented by Chemical Formula 2 is any one of the following compounds.



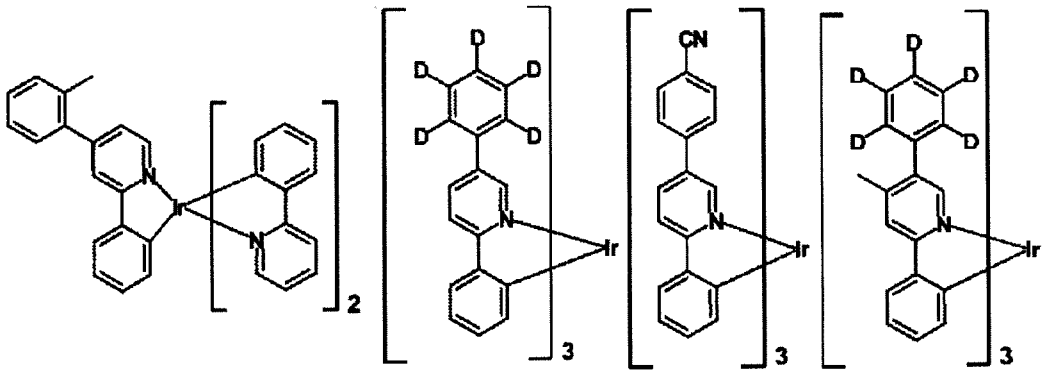
5

10



15

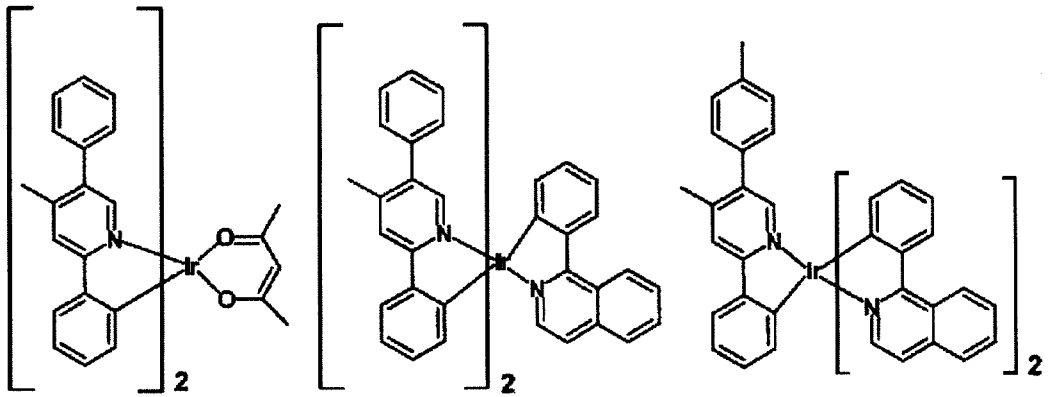
20



25

30

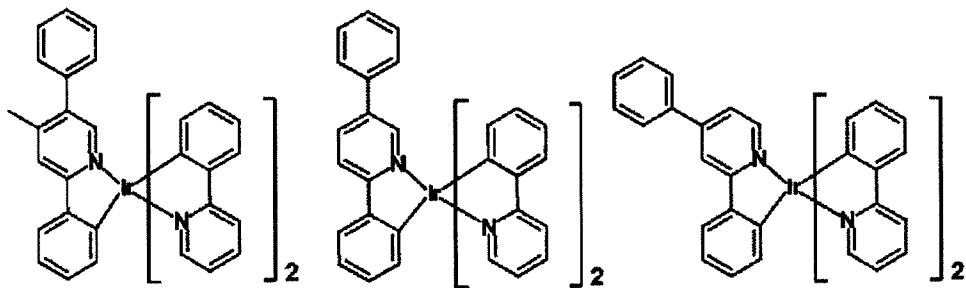
35



40

45

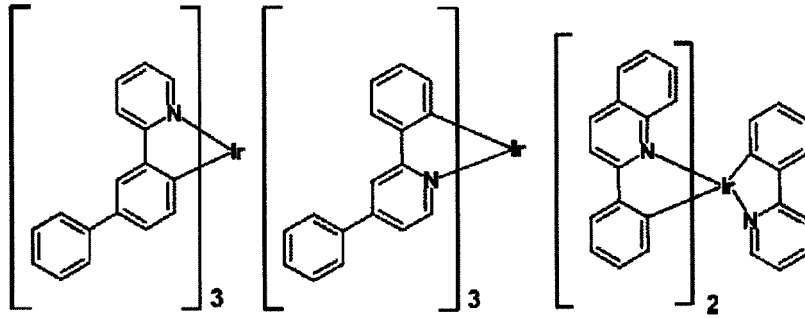
50



55

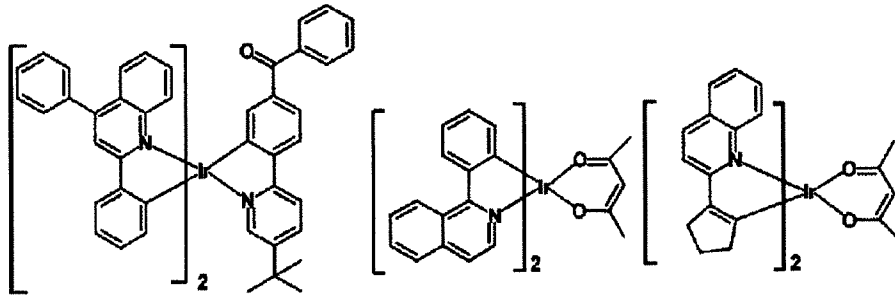
5

10



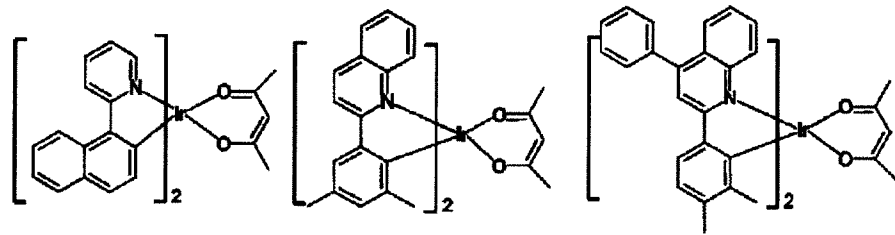
15

20



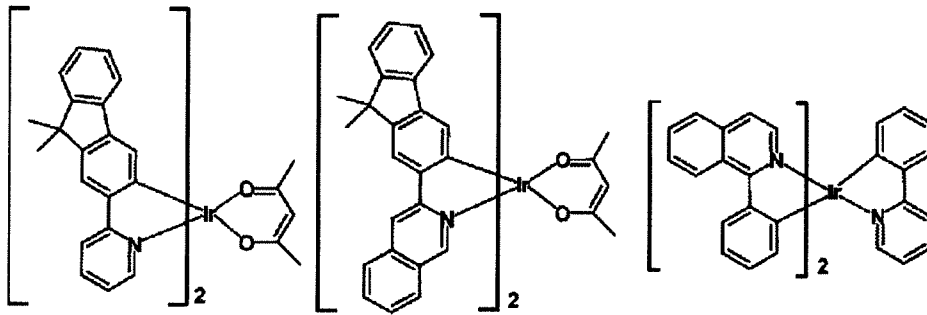
25

30



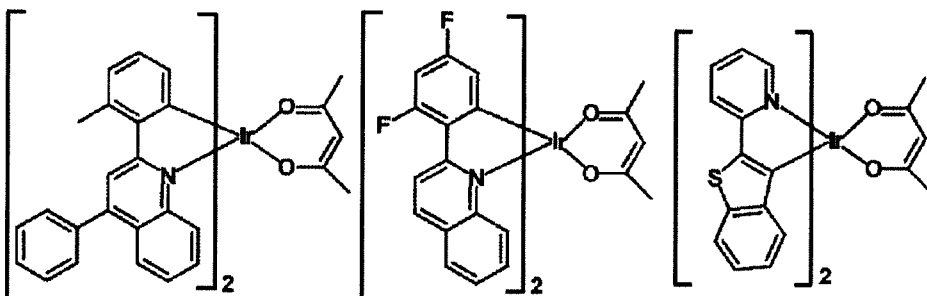
35

40

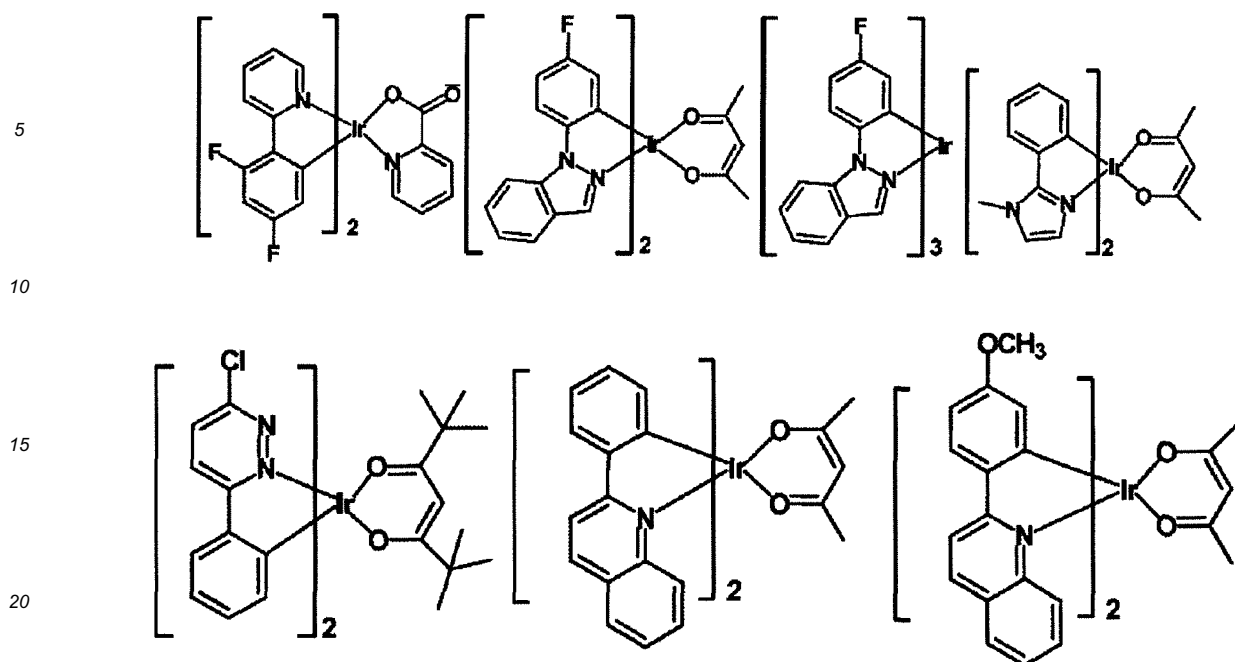


45

50



55



[0127] In one embodiment of the present specification, the organic material layer further includes one, two or more layers selected from the group consisting of a hole injection layer, a hole transfer layer, an electron transfer layer, an electron injection layer, an electron blocking layer and a hole blocking layer.

[0128] The organic material layer of the organic light emitting device in the present specification may be formed as a monolayer structure, but may also be formed as a multilayer structure in which two or more organic material layers are laminated. For example, the organic light emitting device of the present specification may have a structure including a hole injection layer, a hole transfer layer, a light emitting layer, an electron transfer layer, an electron injection layer and the like as the organic material layer. However, the structure of the organic light emitting device is not limited thereto, and may include less numbers of organic material layers.

[0129] In another embodiment, the organic light emitting device may be an organic light emitting device having a structure in which an anode, one or more organic material layers and a cathode are laminated in consecutive order on a substrate (normal type).

[0130] In another embodiment, the organic light emitting device may be an organic light emitting device having a structure in which a cathode, one or more organic material layers and an anode are laminated in consecutive order on a substrate (inverted type).

[0131] For example, the structures of an organic light emitting device according to the present invention are illustrated in FIGs. 1 to 5.

FIG. 1 illustrates the structure of an organic light emitting device in which an anode (2), a hole injection layer (3), a hole transfer layer (4), a light emitting layer (5), an electron transfer layer (6) and a cathode (7) are laminated in consecutive order on a substrate (1). In a structure such as this, the compound represented by Chemical Formula 1 may be included in the hole injection layer (3), the hole transfer layer (4), the light emitting layer (5) or the electron transfer layer (6).

FIG. 2 illustrates the structure of an organic light emitting device in which an anode (2), a hole injection layer (3), a hole transfer layer (4), a light emitting layer (5) and a cathode (7) are laminated in consecutive order on a substrate (1). In a structure such as this, the compound represented by Chemical Formula 1 may be included in the hole injection layer (3), the hole transfer layer (4) or the light emitting layer (5).

FIG. 3 illustrates the structure of an organic light emitting device in which an anode (2), a hole transfer layer (4), a light emitting layer (5), an electron transfer layer (6) and a cathode (7) are laminated in consecutive order on a substrate (1). In a structure such as this, the compound represented by Chemical Formula 1 may be included in the hole transfer layer (4), the light emitting layer (5) or the electron transfer layer (6).

FIG. 4 illustrates the structure of an organic light emitting device in which an anode (2), a light emitting layer (5), an electron transfer layer (6) and a cathode (7) are laminated in consecutive order on a substrate (1). In a structure such as this, the compound represented by Chemical Formula 1 may be included in the light emitting layer (5) or the electron transfer layer (6).

FIG. 5 illustrates the structure of an organic light emitting device in which an anode (2), a light emitting layer (5) and a cathode (7) are laminated in consecutive order on a substrate (1). In a structure such as this, the compound represented by Chemical Formula 1 may be included in the light emitting layer (5).

5 **[0132]** The organic light emitting device of the present specification may be prepared using materials and methods known in the art, except that one or more layers of the organic material layers include the compound of the present specification, that is, the heterocyclic compound.

10 **[0133]** For example, the organic light emitting device of the present specification may be prepared by laminating a first electrode, an organic material layer and a second electrode in consecutive order on a substrate. Herein, the organic light emitting device may be prepared by forming an anode on the substrate by depositing a metal, a metal oxide having conductivity, or alloys thereof using a physical vapor deposition (PVD) method such as a sputtering method or an e-beam evaporation method, forming the organic material layer including a hole injection layer, a hole transfer layer, a light emitting layer and an electron transfer layer thereon, and then depositing a material capable of being used as a cathode thereon. In addition to this method, the organic light emitting device may be prepared by depositing a cathode material, an organic material layer and an anode material in consecutive order on a substrate.

15 **[0134]** In addition, the heterocyclic compound may be formed as the organic material layer using a solution coating method as well as a vacuum deposition method when the organic light emitting device is prepared. Herein, the solution coating method means spin coating, dip coating, doctor blading, ink jet printing, screen printing, a spray method, roll coating and the like, but is not limited thereto.

20 **[0135]** In one embodiment of the present specification, the first electrode is a cathode, and the second electrode is an anode.

[0136] In one embodiment of the present specification, the first electrode is an anode, and the second electrode is a cathode.

25 **[0137]** The substrate may be selected considering optical properties and physical properties as necessary. For example, the substrate is preferably transparent. The substrate may be formed with hard materials, but may also be formed with flexible materials such as plastic.

30 **[0138]** The substrate material may include, in addition to glass and a quartz plate, polyethyleneterephthalate (PET), polyethylene naphthalate (PEN), polypropylene (PP), polyimide (PI), polycarbonate (PC), polystyrene (PS), polyoxymethylene (POM), an acrylonitrile styrene copolymer (AS) resin, an acrylonitrile butadiene styrene copolymer (ABS) resin, triacetyl cellulose (TAC) and polyarylate (PAR) and the like, but is not limited thereto.

[0139] As the cathode material, a material having small work function is normally preferable so that electron injection to an organic material layer is smooth. Specific examples of the cathode material include metals such as magnesium, calcium, sodium, potassium, titanium, indium, yttrium, lithium, gadolinium, aluminum, silver, tin and lead, or alloys thereof; multilayer structure materials such as LiF/Al or LiO₂/Al, and the like, but are not limited thereto.

35 **[0140]** As the anode material, a material having large work function is normally preferable so that hole injection to the organic material layer is smooth. Specific examples of the anode material capable of being used in the present specification include metals such as vanadium, chromium, copper, zinc and gold, or alloys thereof; metal oxides such as zinc oxides, indium oxides, indium tin oxides (ITO) and indium zinc oxide (IZO); combinations of metals and oxides such as ZnO:Al or SnO₂:Sb; conductive polymers such as poly(3-methylthiophene), poly[3,4-(ethylen-1,2-dioxy)thiophene] (PE-DOT), polypyrrole and polyaniline, and the like, but are not limited thereto.

40 **[0141]** The hole transfer layer is a layer that receives holes from a hole injection layer and transfers the holes to a light emitting layer, and as the hole transfer material, a material capable of receiving the holes from an anode or a hole injection layer, moving the holes to a light emitting layer, and having high mobility for the holes, is suitable. Specific examples thereof include an arylamin-based organic material, a conductive polymer, a block copolymer having conjugated parts and non-conjugated parts together, and the like, but are not limited thereto.

45 **[0142]** The hole injection layer is a layer that injects holes from an electrode, and the hole injection material is preferably a compound that has an ability to transfer holes, therefore, has a hole injection effect in an anode, has an excellent hole injection effect for a light emitting layer or a light emitting material, prevents excitons generated in the light emitting layer from moving to an electron injection layer or an electron injection material, and in addition, has an excellent thin film forming ability. The highest occupied molecular orbital (HOMO) of the hole injection material is preferably in between the work function of an anode material and the HOMO of surrounding organic material layers. Specific examples of the hole injection material include a metal porphyrin, oligothiophene, an arylamin-based organic material, a phthalocyanine derivative, a hexanitride hexazatriphenylen-based organic material, a quinacridon-based organic material, a perylen-based organic material, anthraquinone, and a polyanilin- and a polythiophen-based conductive polymer, and the like, but are not limited thereto.

50 **[0143]** The light emitting material is a material capable of emitting light in a visible light region by receiving holes and electrons from a hole transfer layer and an electron transfer layer, respectively, and binding the holes and the electrons, and is preferably a material having favorable quantum efficiency for fluorescence or phosphorescence. Specific examples

thereof include a 8-hydroxy-quinoline aluminum complex (Alq_3) ; a carbazole-based compound; a dimerized styryl compound; BAQ; a 10-hydroxybenzo quinolin-metal compound; a benzoxazole-, a benzthiazole- and a benzimidazole-based compound; a poly(p-phenylenevinylene) (PPV) -based polymer; a spiro compound; polyfluorene, rubrene, and the like, but are not limited thereto.

5 **[0144]** The light emitting layer may include a host material and a dopant material. The host material includes a fused aromatic ring derivative, a heteroring-containing compound or the like. Specifically, the fused aromatic ring derivative includes an anthracene derivative, a pyrene derivative, a naphthalene derivative, a pentacene derivative, a phenanthrene compound, a fluoranthene compound and the like, and the heteroring-containing compound includes a carbazole derivative, a dibenzofuran derivative, a ladder-type furan compound, a pyrimidine derivative and the like, but the material is not limited thereto.

10 **[0145]** The dopant material includes an aromatic amine derivative, a styrylamine compound, a boron complex, a fluoranthene compound, a metal complex, and the like. Specifically, the aromatic amine derivative is a fused aromatic ring derivative having a substituted or unsubstituted arylamino group and includes arylamino group-including pyrene, anthracene, crycene, periflanthene and the like, and the styrylamine compound is a compound in which substituted or unsubstituted arylamine is substituted with at least one arylvinyl group, and one, two or more substituents selected from the group consisting of an aryl group, a silyl group, an alkyl group, a cycloalkyl group and an arylamino group are substituted or unsubstituted. Specifically, styrylamine, styryldiamine, styryltriamine, styryltetramine or the like is included, but the styrylamine compound is not limited thereto. In addition, the metal complex includes an iridium complex, a platinum complex or the like, but is not limited thereto.

20 **[0146]** The electron transfer layer is a layer that receives electrons from an electron injection layer and transfers the electrons to a light emitting layer, and as the electron transfer material, a material capable of favorably receiving electrons from a cathode, moving the electrons to a light emitting layer, and having high mobility for the electrons, is suitable. Specific examples thereof include an Al complex of 8-hydroxyquinoline; a complex including Alq_3 ; an organic radical compound; a hydroxyflavon-metal complex and the like, but are not limited thereto. The electron transfer layer may be used together with any desired cathode material as used according to existing technologies. Particularly, examples of the suitable cathode material include common materials that have small work function, and in which an aluminum layer or a silver layer follows. Specifically the cathode material includes cesium, barium, calcium, ytterbium and samarium, and in each case, an aluminum layer or a silver layer follows.

25 **[0147]** The electron injection layer is a layer that injects electrons from an electrode, and the electron injection material is preferably a compound that has an ability to transfer electrons, has an electron injection effect from a cathode and has an excellent electron injection effect for a light emitting layer or a light emitting material, prevents excitons generated in the light emitting layer from moving to a hole injection layer, and in addition, has an excellent thin film forming ability. Specific examples thereof include fluorenone, anthraquinodimethane, diphenoquinone, thiopyran dioxide, oxazole, oxadiazole, triazole, imidazole, perylene tetracarboxylic acid, fluorenylidene methane, anthrone or the like, and derivatives thereof, a metal complex compound, a nitrogen-containing 5-membered ring derivative, and the like, but are not limited thereto.

30 **[0148]** The metal complex compound may include 8-hydroxyquinolinato lithium, bis(8-hydroxyquinolinato) zinc, bis(8-hydroxyquinolinato)copper, bis(8-hydroxyquinolinato)manganese, tris(8-hydroxyquinolinato)aluminum, tris(2-methyl-8-hydroxyquinolinato)aluminum, tris(8-hydroxyquinolinato)gallium, bis(10-hydroxybenzo[h]quinolinato)beryllium, bis(10-hydroxybenzo[h]quinolinato)zinc, bis(2-methyl-8-quinolinato)chlorogallium, bis(2-methyl-8-quinolinato)(o-cresolato)gallium, bis(2-methyl-8-quinolinato)(1-naphtholato) aluminum, bis(2-methyl-8-quinolinato)(2-naphtholato)gallium, and the like, but is not limited thereto.

35 **[0149]** The hole blocking layer is a layer that blocks holes from reaching a cathode, and may generally be formed under the same condition as the hole injection layer. Specific examples thereof include an oxadiazole derivative or a triazole derivative, a phenanthroline derivative, BCP, an aluminum complex and the like, but are not limited thereto.

40 **[0150]** The organic light emitting device according to the present specification may be a top-emission type, a bottom-emission type or a dual-emission type depending on the materials used.

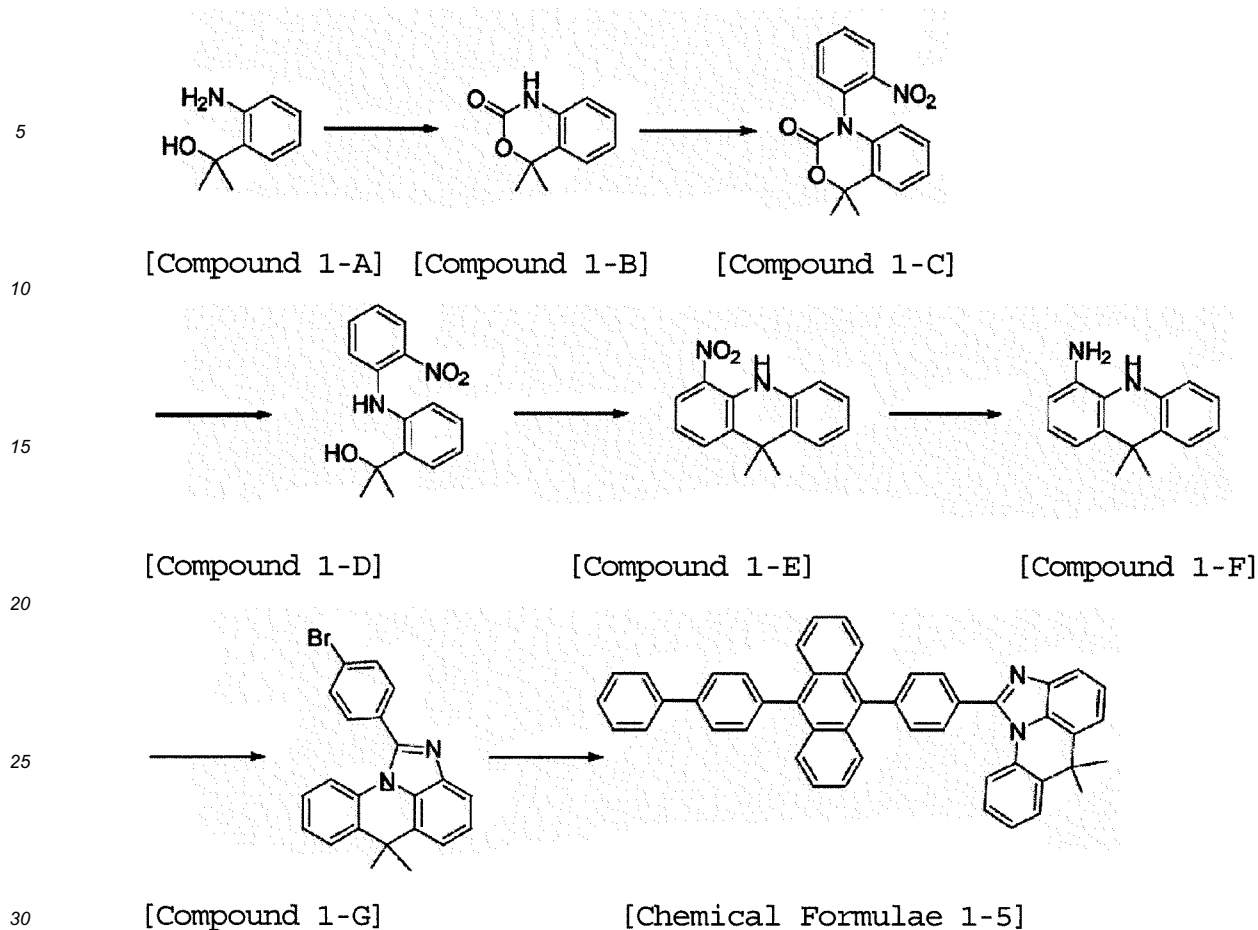
[0151] In one embodiment of the present specification, the heterocyclic compound may be included in an organic solar cell or an organic transistor in addition to an organic light emitting device.

45 **[0152]** The preparation of the heterocyclic compound represented by Chemical Formula 1 and the organic light emitting device including the heterocyclic compound will be described in detail in the following examples. However, the following examples are for illustrative purposes only, and the scope of the present specification is not limited thereto.

<Example>

55 <Synthesis Example 1> Synthesis of Chemical Formula 1-5

[0153]



<Synthesis Example 1-1> Synthesis of Compound 1-A

35

[0154] After methylmagnesium bromide (MeMgBr in ether 3M solution) (148 ml, 443.9 mmol) was diluted in tetrahydrofuran (400 ml), the result was cooled to -78°C . A solution diluting 2'-aminoacetophenone (18.0 ml, 148.0 mmol) in tetrahydrofuran (100 ml) was slowly added dropwise thereto. The temperature of the solution was raised to room temperature, and the result was stirred for 3 hours. After the reaction was complete, the mixture was poured into an aqueous ammonium chloride solution, and then the result was extracted with ethyl acetate. The organic layer was dried using anhydrous magnesium sulfate, and was vacuum distilled to obtain Compound 1-A (22.4 g, yield 100%; MS: $[\text{M}+\text{H}]^+=152$).

40

<Synthesis Example 1-2> Synthesis of Compound 1-B

45

[0155] After Compound 1-A (22.4 g, 148.0 mmol) was dissolved in tetrahydrofuran, carbazole diimidazole (25.2 g, 155.4 mmol) was added thereto, and the result was stirred for 12 hours under nitrogen atmosphere while heating at 80°C . After the reaction was complete, the result was cooled to room temperature, and then extracted with brine and ethyl acetate. The organic layer was dried using anhydrous magnesium sulfate and was vacuum distilled to obtain Compound 1-B (26.1 g, yield 99.5%; MS: $[\text{M}+\text{H}]^+=178$).

50

<Synthesis Example 1-3> Synthesis of Compound 1-C

55

[0156] After Compound 1-B (26.1 g, 147.3 mmol) was dissolved in dimethylformamide, 2-fluoronitrobenzene (16 ml, 151.7 mmol) and cesium carbonate (54.2 g, 166.4 mmol) were added thereto, and the result was stirred for 2 hours while heating at 95°C . After the reaction was complete, the result was cooled to room temperature, and then extracted with ethyl acetate and brine. The organic layer was washed again twice with brine and water, dried using anhydrous magnesium sulfate, and then was vacuum distilled to obtain dark brown oil. The oil was columned using a tetrahydrofuran/hexane (1/3) solution to obtain Compound 1-C (27.7 g, yield 63% MS: $[\text{M}+\text{H}]^+=299$).

EP 3 053 984 B1

<Synthesis Example 1-4> Synthesis of Compound 1-D

5 [0157] Compound 1-C (27.7 g, 92.9 mmol) was dispersed to ethanol (500 ml). An aqueous 5% sodium hydroxide solution (260 ml) was added thereto and the result was refluxed for 3 hours. After the reaction was complete, ethanol was removed under reduced pressure leaving approximately 1/5 of the ethanol. Water (200 ml) was added to precipitated solids, and the solids were filtered under reduced pressure, washed with water, and vacuum dried to obtain Compound 1-D (23.4 g, yield 99.0%; MS: [M+H]⁺=273).

10 <Synthesis Example 1-5> Synthesis of Compound 1-E

[0158] Compound 1-D (23.4 g, 92.0 mmol) was dispersed to 85% phosphoric acid (400 ml). The result was stirred for 12 hours at room temperature, and then the mixture was poured into 1 L of water. Red precipitates were filtered using water, and vacuum dried to obtain Compound 1-E (19.6 g, yield 83.9%; MS: [M+H]⁺=255).

15 <Synthesis Example 1-6> Synthesis of Compound 1-F

20 [0159] After Compound 1-E (19.6 g, 77.1 mmol) was dissolved in ethanol (20 ml), 10% Pd-C (0.82 g, 7.7 mmol) was added and dispersed thereto, and the mixture was cooled to 0°C. Hydrazine monohydrate (19 ml) was slowly added dropwise thereto. The mixture was heated for 30 minutes at 50°C. After the reaction was complete, the reaction product was cooled to room temperature, filtered using ethanol, and the filtrate was vacuum distilled to obtain Compound 1-F (16.9 g, yield 98.0%; ms: [M+H]⁺= 225).

<Synthesis Example 1-7> Synthesis of Compound 1-G

25 [0160] Compound 1-F (16.9 g, 75.6 mmol) and 4-bromobenzaldehyde (14.0 g, 75.6 mmol) were refluxed in ethyl acetate (100 ml) for 1 hour. Ethyl acetate was removed under reduced pressure, the result was dissolved in chloroform (200 ml), and 2,3-dichloro-5,6-dicyano-1,4-benzoquinone (DDQ) (18.9 g, 83.2 mmol) was added thereto. The mixture was stirred for 1 hour at room temperature. Black solids obtained by vacuum distilling the mixture was columned using a tetrahydrofuran/hexane (1/3) solution to obtain Compound 1-G (21.2 g, yield 72.0%; MS: [M+H]⁺=391).

30 <Synthesis Example 1-8> Synthesis of Chemical Formula 1-5

35 [0161] Compound 1-G (10 g, 25.7 mmol) and (10-([1,1'-biphenyl]-4-yl)anthracen-9-yl)boronic acid (9.06 g, 24.5 mmol) were dissolved in tetrahydrofuran. 37 mL of a 2 M potassium carbonate solution, tetrakis(triphenylphosphine) palladium(0) (0.57 g, 0.49 mmol) were added thereto, and the result was refluxed for 12 hours. After the reaction was complete, the result was cooled to room temperature, filtered, and then washed several times with water and ethanol. The filtered solid product was recrystallized using chloroform and ethyl acetate to obtain a compound of Chemical Formula 1-5 (11.6 g, yield 74%; MS: [M+H]⁺=639).

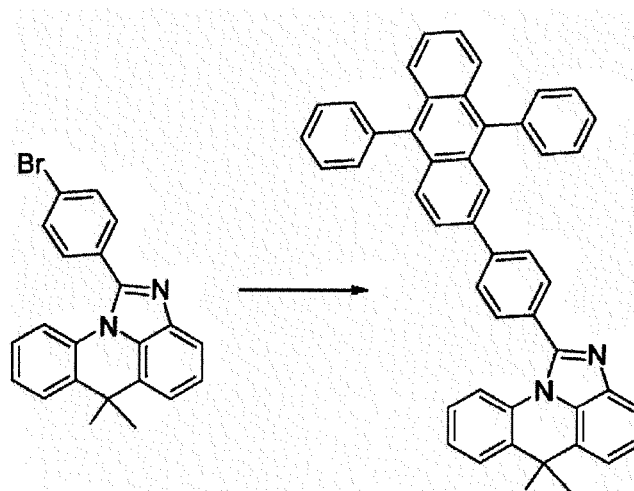
40 <Synthesis Example 2> Synthesis of Chemical Formula 1-10

[0162]

5

10

15



[Compound 1-G]

[Chemical Formula 1-10]

20

[0163] A compound of Chemical Formula 1-10 (11.9 g, yield 76%; MS: $[M+H]^+=639$) was obtained in the same manner as in Synthesis Example 1-8 except that 2-(9,10-diphenylanthracen-2-yl)-4,4,5,5-tetramethyl-1,3,2-dioxaborolane (11.2 g, 24.5 mmol) was used instead of (10-([1,1'-biphenyl]-4-yl)anthracen-9-yl)boronic acid.

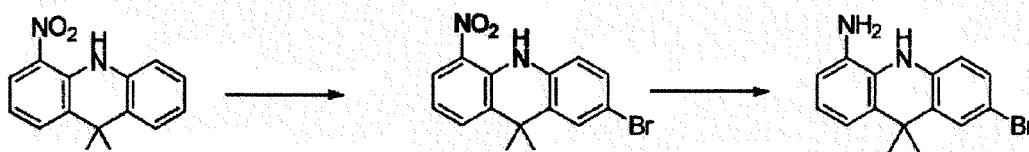
25

<Synthesis Example 3> Synthesis of Chemical Formula 1-6

[0164]

30

35



[Compound 1-E]

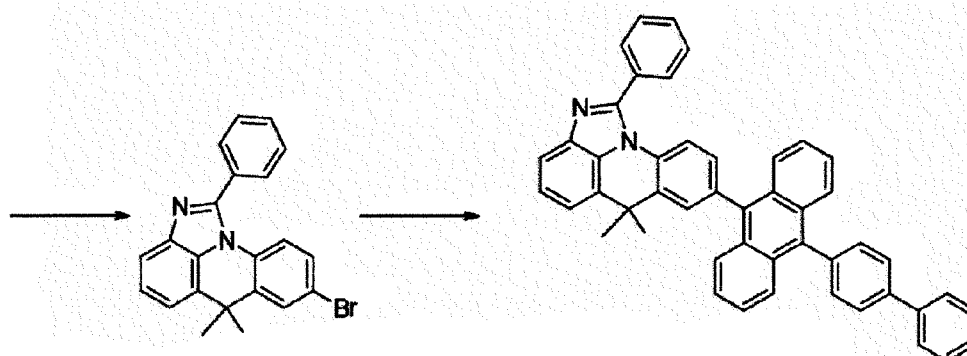
[Compound 3-A]

[Compound 3-B]

40

45

50



[Compound 3-C]

[Chemical Formula 1-6]

55

<Synthesis Example 3-1> Synthesis of Compound 3-A

[0165] After Compound 1-E (25 g, 98.4 mmol) was dissolved in dichloromethane, N-bromosuccinimide (19.3 g, 108.24 mmol) and a catalytic amount of sulfuric acid were added thereto, and light was blocked out. The mixture was stirred for 2 hours at room temperature, and the solvent was removed by vacuum distillation, and the result was extracted 3

EP 3 053 984 B1

times with diethyl ether and water. The organic layer was dried using anhydrous magnesium sulfate, and was vacuum distilled to obtain Compound 3-A (30.1 g, yield 92%; MS: $[M+H]^+=333$).

<Synthesis Example 3-2> Synthesis of Compound 3-B

[0166] Compound 3-B (22.9 g, yield 98%; MS: $[M+H]^+=303$) was obtained in the same manner as in Synthesis Example 1-6 except that Compound 3-B (25.7 g, 77.1 mmol) was used instead of Compound 1-E.

<Synthesis Example 3-3> Synthesis of Compound 3-C

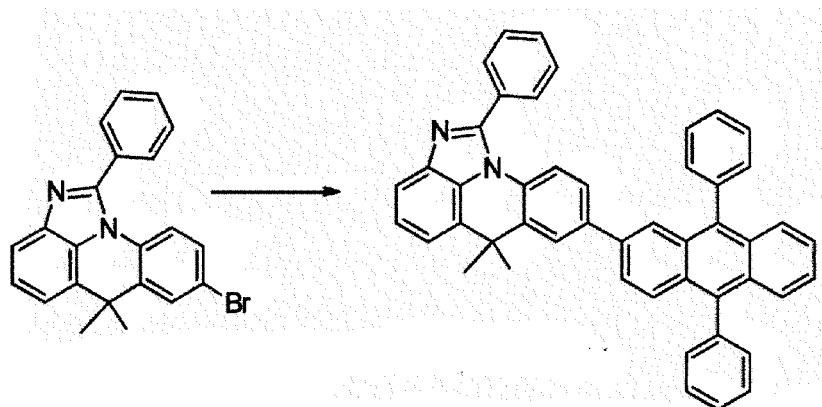
[0167] Compound 3-C (23.8 g, yield 81%; MS: $[M+H]^+=391$) was obtained in the same manner as in Synthesis Example 1-7 except that Compound 3-B (22.9 g, 75.6 mmol) was used instead of Compound 1-F, and benzaldehyde (8.0 g, 75.6 mmol) was used instead of 4-bromobenzaldehyde.

<Synthesis Example 3-4> Synthesis of Chemical Formula 1-6

[0168] A compound of Chemical Formula 1-6 (12.4 g, yield 79%; MS: $[M+H]^+=639$) was obtained in the same manner as in Synthesis Example 1-8 except that Compound 3-C (10 g, 25.7 mmol) was used instead of Compound 1-G.

<Synthesis Example 4> Synthesis of Chemical Formula 1-11

[0169]



[Compound 3-C]

[Chemical Formula 1-11]

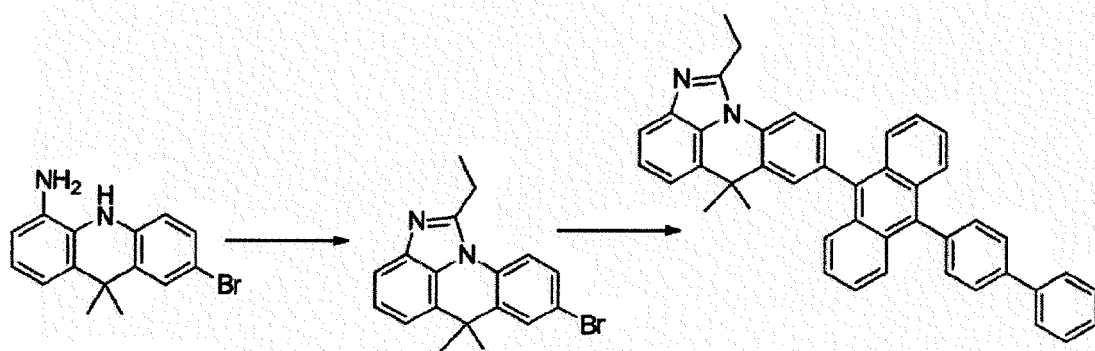
[0170] A compound of Chemical Formula 1-11 (13.4 g, yield 82%; MS: $[M+H]^+=639$) was obtained in the same manner as in Synthesis Example 3-4 except that 2-(9,10-diphenylanthracen-2-yl)-4,4,5,5-tetramethyl-1,3,2-dioxaborolane (11.2 g, 24.5 mmol) was used instead of (10-([1,1'-biphenyl]-4-yl)anthracen-9-yl)boronic acid.

<Synthesis Example 5> Synthesis of Chemical Formula 1-8

[0171]

5

10



15

[Compound 3-C]

[Compound 5-A]

[Chemical Formula 1-8]

<Synthesis Example 5-1> Synthesis of Compound 5-A

20

[0172] Compound 5-A (17.8 g, yield 69%; MS: $[M+H]^+=341$) was obtained in the same manner as in Synthesis Example 3-3 except that propionaldehyde (5.4 ml, 75.6 mmol) was used instead of 4-bromobenzaldehyde.

<Synthesis Example 5-2> Synthesis of Chemical Formula 1-8

25

[0173] A compound of Chemical Formula 1-8 (12.4 g, yield 86%; MS: $[M+H]^+=591$) was obtained in the same manner as in Synthesis Example 1-8 except that Compound 5-A (8.8 g, 25.7 mmol) was used instead of Compound 1-G.

<Synthesis Example 6> Synthesis of Chemical Formula 1-4

30

[0174]

35

40

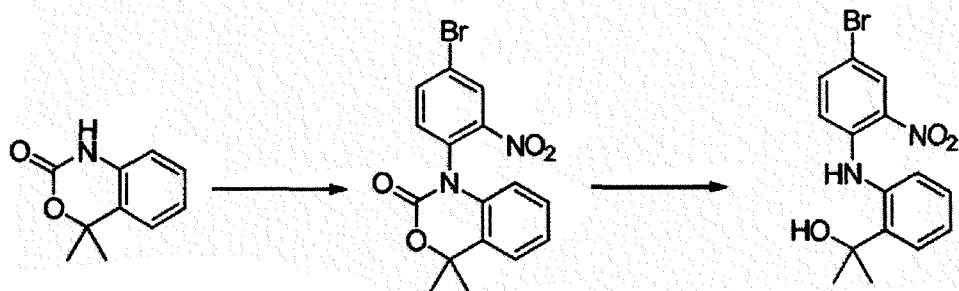
45

50

55

5

10



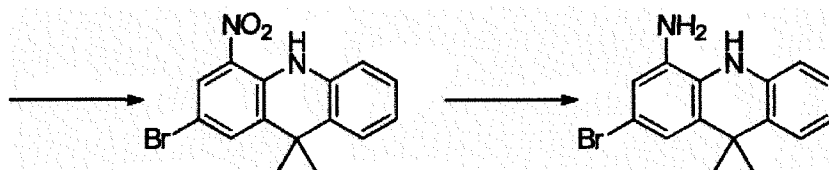
[Compound 1-B]

[Compound 6-A]

[Compound 6-B]

15

20



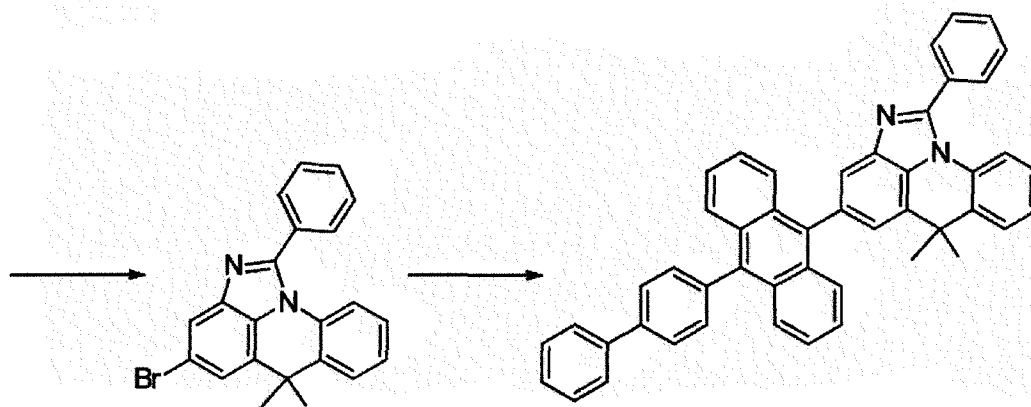
[Compound 6-C]

[Compound 6-D]

25

30

35



[Compound 6-E]

[Chemical Formula 1-4]

40

<Synthesis Example 6-1> Synthesis of Compound 6-A

[0175] Compound 6-A (28.3 g, yield 51%; MS: $[M+H]^+=377$) was obtained in the same manner as in Synthesis Example 1-3 except that 4-bromo-1-fluoro-2-nitrobenzene (18.7 ml, 151.7 mmol) was used instead of 2-fluoronitrobenzene.

45

<Synthesis Example 6-2> Synthesis of Compound 6-B

[0176] Compound 6-B (26.4 g, yield 100%; MS: $[M+H]^+=351$) was obtained in the same manner as in Synthesis Example 1-4 except that Compound 6-A (28.3 g, 75.1 mmol) was used instead of Compound 1-C, and an aqueous 5% sodium hydroxide solution (210 ml) was used.

50

<Synthesis Example 6-3> Synthesis of Compound 6-C

[0177] Compound 6-C (21.8 g, yield 87%; MS: $[M+H]^+=333$) was obtained in the same manner as in Synthesis Example 1-5 except that Compound 6-B (26.4 g, 75.1 mmol) was used instead of Compound 1-D.

55

<Synthesis Example 6-4> Synthesis of Compound 6-D

[0178] Compound 6-D (19.0 g, yield 96%; MS: $[M+H]^+=303$) was obtained in the same manner as in Synthesis Example 1-6 except that Compound 6-C (21.8 g, 65.3 mmol) was used instead of Compound 1-E.

<Synthesis Example 6-5> Synthesis of Compound 6-E

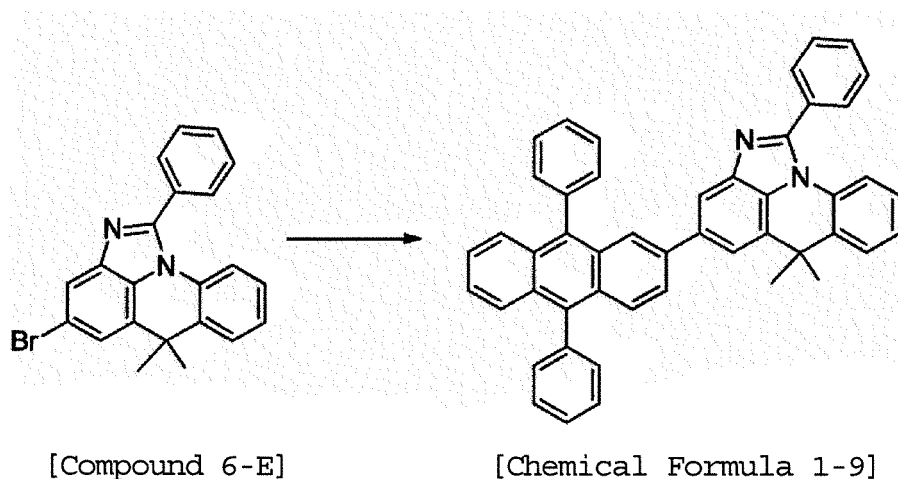
[0179] Compound 6-E (18.3 g, yield 75%; MS: $[M+H]^+=391$) was obtained in the same manner as in Synthesis Example 1-7 except that Compound 6-D (19.0 g, 62.7 mmol) was used instead of Compound 1-F, bromobenzaldehyde (6.7 g, 62.7 mmol) was used instead of 4-bromobenzaldehyde, and 2,3-dichloro-5,6-dicyano-1,4-benzoquinone (DDQ) (15.7 g, 69.0 mmol) was used.

<Synthesis Example 6-6> Synthesis of Chemical Formula 1-4

[0180] A compound of Chemical Formula 1-4 (13.0 g, yield 83%; MS: $[M+H]^+=639$) was obtained in the same manner as in Synthesis Example 1-8 except that Compound 6-E (10 g, 25.7 mmol) was used instead of Compound 1-G.

<Synthesis Example 7> Synthesis of Chemical Formula 1-9

[0181]



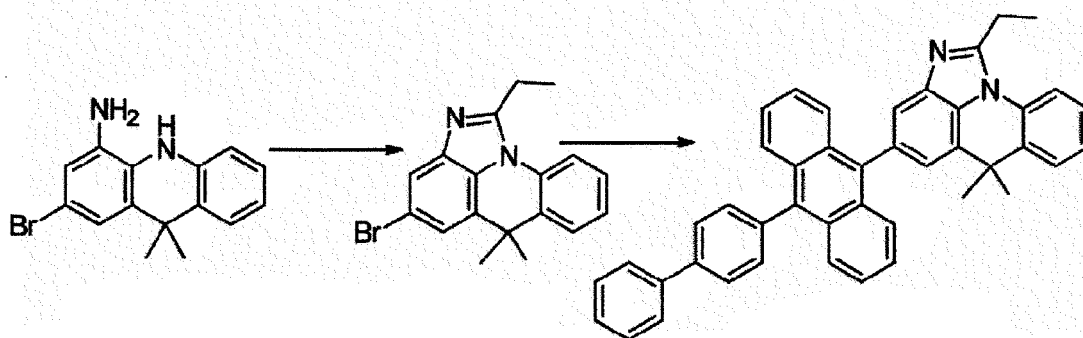
[0182] A compound of Chemical Formula 1-9 (12.5 g, yield 80%; MS: $[M+H]^+=639$) was obtained in the same manner as in Synthesis Example 4 except that Compound 6-E (10 g, 25.7 mmol) was used instead of Compound 1-G.

<Synthesis Example 8> Synthesis of Chemical Formula 1-7

[0183]

5

10



[Compound 6-D]

[Compound 8-A]

[Chemical Formula 1-7]

15

<Synthesis Example 8-1> Synthesis of Compound 8-A

[0184] Compound 8-A (19.9 g, yield 77%; MS: $[M+H]^+=341$) was obtained in the same manner as in Synthesis Example 5-1 except that Compound 6-D (22.9 g, 75.6 mmol) was used instead of Compound 3-B.

20

<Synthesis Example 8-2> Synthesis of Chemical Formula 1-7

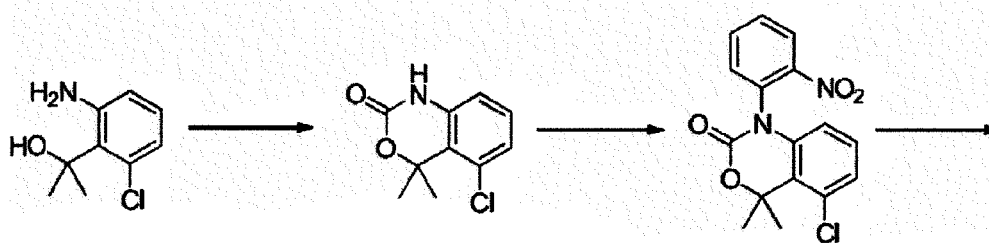
[0185] A compound of Chemical Formula 1-7 (11.6 g, yield 80%; MS: $[M+H]^+=591$) was obtained in the same manner as in Synthesis Example 5-2 except that Compound 8-A (8.6 g, 25.7 mmol) was used instead of Compound 5-A.

25

<Synthesis Example 9> Synthesis of Chemical Formula 1-18

[0186]

30



35

40

[Compound 9-A]

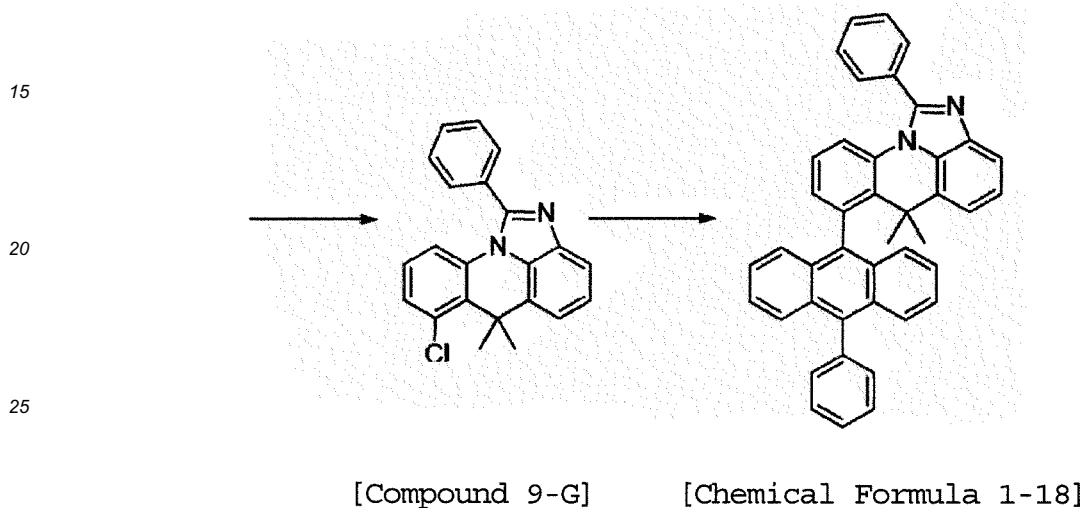
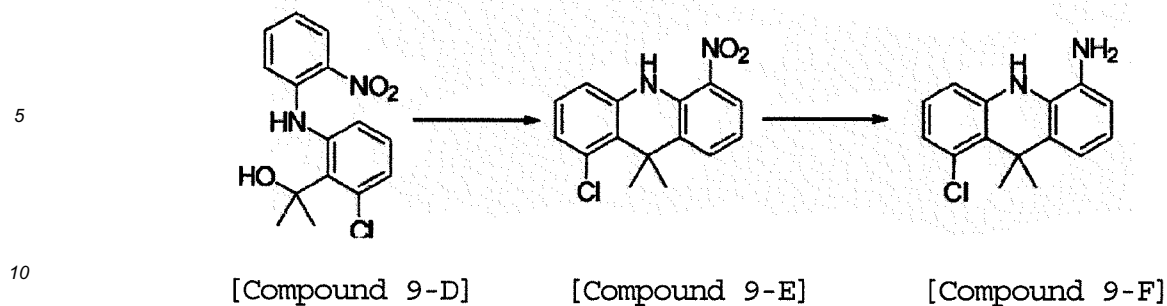
[Compound 9-B]

[Compound 9-C]

45

50

55



30 <Synthesis Example 9-1> Synthesis of Compound 9-B

[0187] A compound of Chemical Formula 9-B (31.3 g, yield 99.8%; MS: $[M+H]^+=212$) was obtained in the same manner as in Synthesis Example 1-2 except that Compound 9-A (27.5 g, 148.0 mmol) was used instead of Compound 1-A.

35 <Synthesis Example 9-2> Synthesis of Compound 9-C

[0188] A compound of Chemical Formula 9-C (34.3 g, yield 70%; MS: $[M+H]^+=333$) was obtained in the same manner as in Synthesis Example 1-3 except that Compound 9-B (31.2 g, 147.3 mmol) was used instead of Compound 1-B.

40 <Synthesis Example 9-3> Synthesis of Compound 9-D

[0189] A compound of Chemical Formula 9-D (28.3 g, yield 99.3%; MS: $[M+H]^+=307$) was obtained in the same manner as in Synthesis Example 1-4 except that Compound 9-C (30.9 g, 92.9 mmol) was used instead of Compound 1-C.

45 <Synthesis Example 9-4> Synthesis of Compound 9-E

[0190] A compound of Chemical Formula 9-E (22.6 g, yield 85.1%; MS: $[M+H]^+=289$) was obtained in the same manner as in Synthesis Example 1-5 except that Compound 9-D (28.2 g, 92.0 mmol) was used instead of Compound 1-D.

50 <Synthesis Example 9-5> Synthesis of Compound 9-F

[0191] A compound of Chemical Formula 9-F (19.2 g, yield 96.3%; MS: $[M+H]^+=259$) was obtained in the same manner as in Synthesis Example 1-6 except that Compound 9-E (17.6 g, 77.1 mmol) was used instead of Compound 1-E.

55 <Synthesis Example 9-6> Synthesis of Compound 9-G

[0192] A compound of Chemical Formula 9-G (20.0 g, yield 78%; MS: $[M+H]^+=345$) was obtained in the same manner as in Synthesis Example 1-7 except that Compound 9-F (19.2 g, 74.2 mmol) was used instead of Compound 1-F,

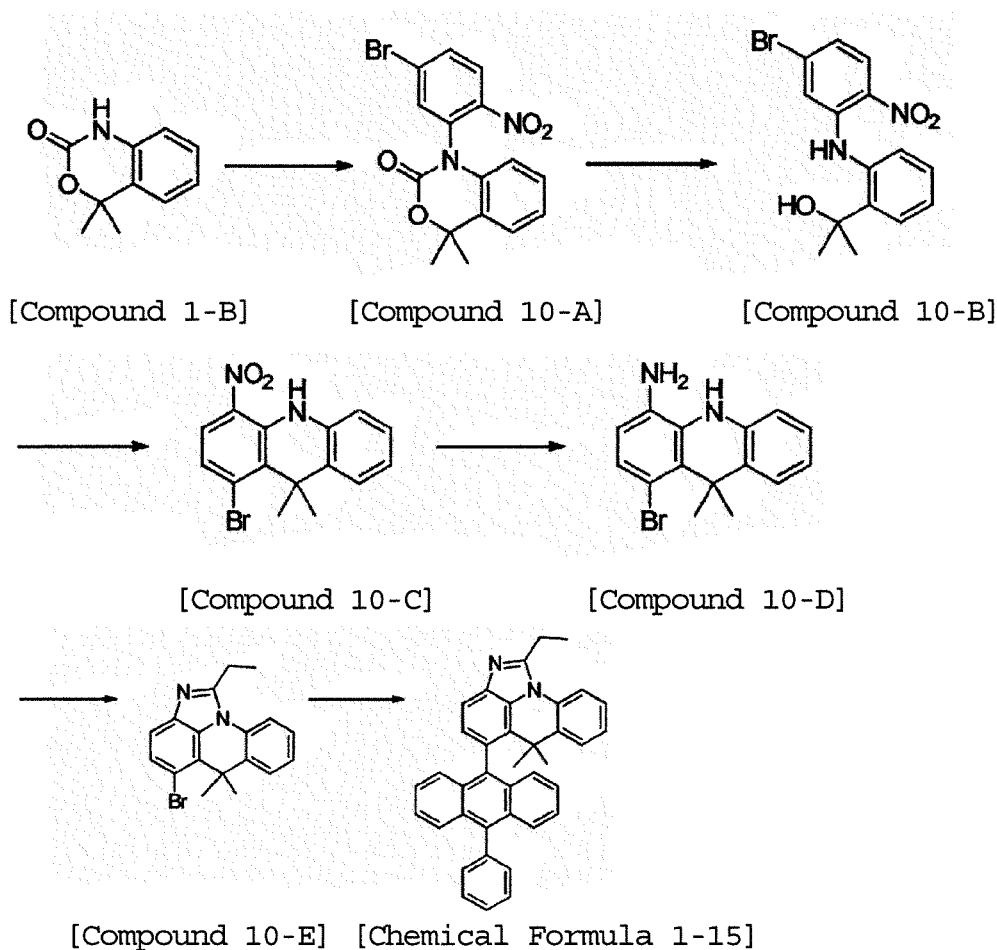
bromobenzaldehyde (7.9 g, 74.2 mmol) was used instead of 4-bromobenzaldehyde, and 2,3-dichloro-5,6-dicyano-1,4-benzoquinone (DDQ) (18.6 g, 81.7 mmol) was used.

<Synthesis Example 9-7> Synthesis of Chemical Formula 1-18

[0193] A compound of Chemical Formula 1-18 (12.0 g, yield 83%; MS: $[M+H]^+=563$) was obtained in the same manner as in Synthesis Example 1-8 except that Compound 9-G (8.9 g, 25.7 mmol) was used instead of Compound 1-G, and (10-phenylanthracen-9-yl)boronic acid (7.30 g, 24.5 mmol) was used instead of (10-([1,1'-biphenyl]-4-yl)anthracen-9-yl)boronic acid.

<Synthesis Example 10> Synthesis of Chemical Formula 1-15

[0194]



<Synthesis Example 10-1> Synthesis of Compound 10-D

[0195] Compound 10-D (23.6 g, yield 58%; MS: $[M+H]^+=303$) was obtained in the same manner as in Synthesis Example 6-1, Synthesis Example 6-2, Synthesis Example 6-3 and Synthesis Example 6-4, except that 4-bromo-2-fluoro-1-nitrobenzene (33.4 g, 151.7 mmol) was used instead of 4-bromo-1-fluoro-2-nitrobenzene.

<Synthesis Example 10-2> Synthesis of Chemical Formula 1-15

[0196] A compound of Chemical Formula 1-15 (26.1 g, yield 67%; MS: $[M+H]^+=515$) was obtained in the same manner as in Synthesis Example 8 except that Compound 10-D (22.9 g, 75.6 mmol) was used instead of Compound 6-D, and (10-phenylanthracen-9-yl)boronic acid was used instead of (10-([1,1'-biphenyl]-4-yl)anthracen-9-yl)boronic acid.

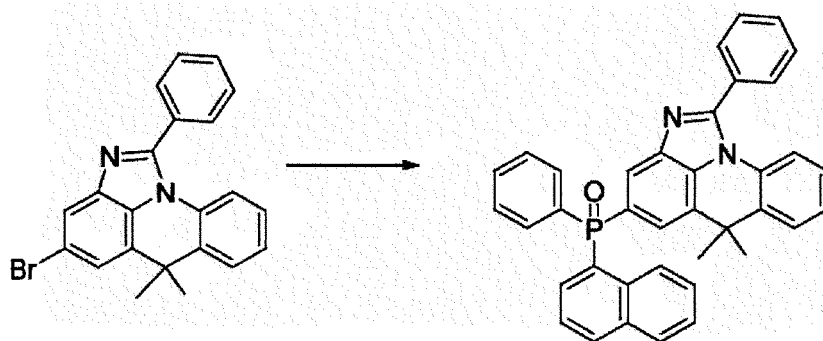
<Synthesis Example 11> Synthesis of Chemical Formula 1-24

[0197]

5

10

15



[Compound 6-E]

[Chemical Formula 1-24]

20

25

[0198] After Compound 6-E (20 g, 51.4 mmol), naphthalen-1-yl(phenyl)phosphine oxide (19.4 g, 77.1 mmol), dichloro(1,3-diphenylphosphine) propane nickel ($\text{NiCl}_2(\text{dppp})$) (2.8 g, 5.1 mmol) and cesium carbonate (33.5 g, 102.8 mmol) were dissolved in 300 ml of dimethylformamide (DMF), the mixture was heated for 1 hour at 100°C . After the reaction was complete, 200 ml of water was added thereto, and the result was cooled to room temperature. Produced solids were filtered using water, and recrystallized using chloroform and ethyl acetate to obtain a compound of Chemical Formula 1-24 (17.6 g, yield 61%; MS: $[\text{M}+\text{H}]^+=561$).

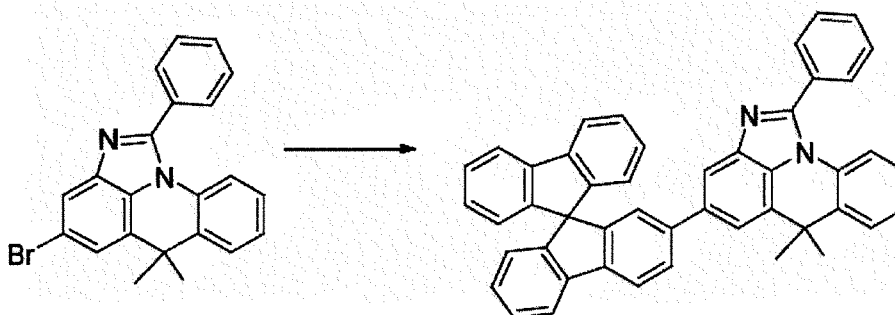
<Synthesis Example 12> Synthesis of Chemical Formula 1-25

[0199]

30

35

40



[Compound 6-E]

[Chemical Formula 1-25]

45

[0200] A compound of Chemical Formula 1-25 (12.0 g, yield 75%; MS: $[\text{M}+\text{H}]^+=625$) was obtained in the same manner as in Synthesis Example 6-6 except that spiro-9,9'-bifluorenyl boronic acid (9.7 g, 26.9 mmol) was used instead of (10-([1,1'-biphenyl]-4-yl)anthracen-9-yl)boronic acid.

<Synthesis Example 13> Synthesis of Chemical Formula 2-5

50

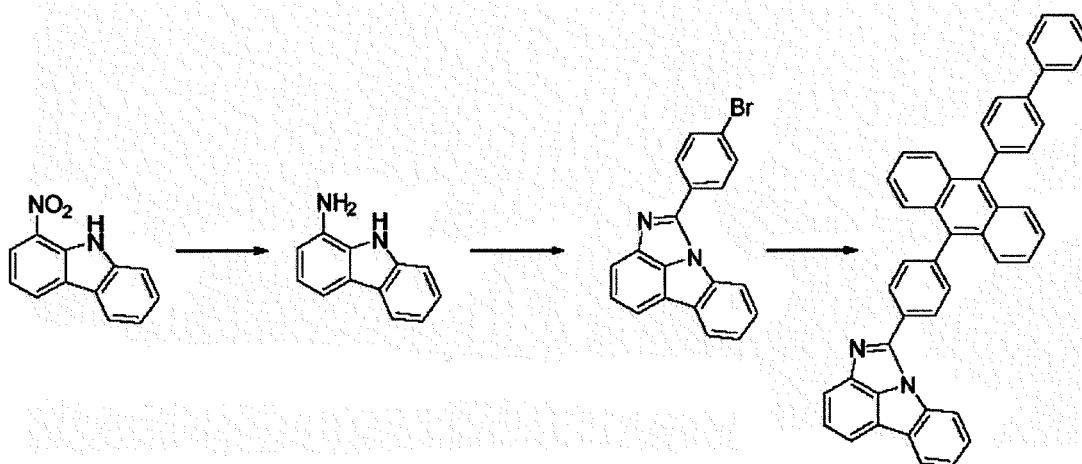
[0201]

55

5

10

15



[Compound 13-A] [Compound 13-B] [Compound 13-C] [Chemical Formula
2-5]

20

<Synthesis Example 13-1> Synthesis of Compound 13-A

25

[0202] 2-Bromoaniline (20 g, 116.3 mmol), 1-bromo-2-nitrobenzene (23.5 g, 116.3 mmol), bis(dibenzylideneacetone)palladium(0) (3.3 g, 5.82 mmol), rac-BINAP (5.4 g, 8.72 mmol) and cesium carbonate (75.8 g, 232.6 mmol) were placed in 300 ml of toluene, and the mixture was refluxed for 12 hours. After the reaction was complete, toluene was removed, and the result was columned using an ethyl acetate/hexane (1/5) solution to obtain Compound 13-A (20.2 g, yield 82%; MS: $[M+H]^+=213$).

30

<Synthesis Example 13-2> Synthesis of Compound 13-B

[0203] Compound 13-B (13.9 g, yield 99%; MS: $[M+H]^+=183$) was obtained in the same manner as in Synthesis Example 1-6 except that Compound 13-A (16.4 g, 77.1 mmol) was used instead of Compound 1-E.

35

<Synthesis Example 13-3> Synthesis of Compound 13-C

[0204] Compound 13-C (16.8 g, yield 64%; MS: $[M+H]^+=347$) was obtained in the same manner as in Synthesis Example 1-7 except that Compound 13-B (13.8 g, 75.6 mmol) was used instead of Compound 1-F.

40

<Synthesis Example 13-4> Synthesis of Chemical Formula 2-5

[0205] A compound of Chemical Formula 2-5 (12.3 g, yield 80%; MS: $[M+H]^+=597$) was obtained in the same manner as in Synthesis Example 1-8 except that Compound 13-C (8.9 g, 25.7 mmol) was used instead of Compound 1-G.

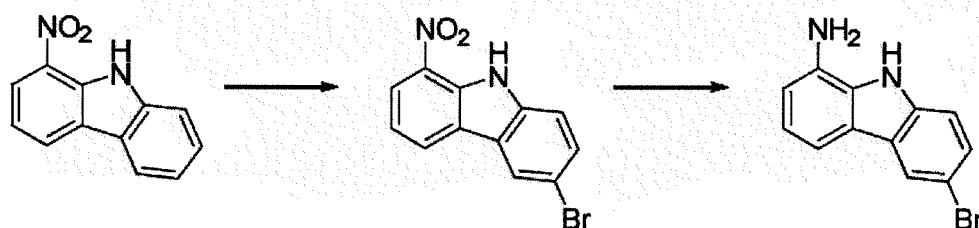
45

<Synthesis Example 14> Synthesis of Chemical Formula 2-6

[0206]

50

55



[Compound 13-A]

[Compound 14-A]

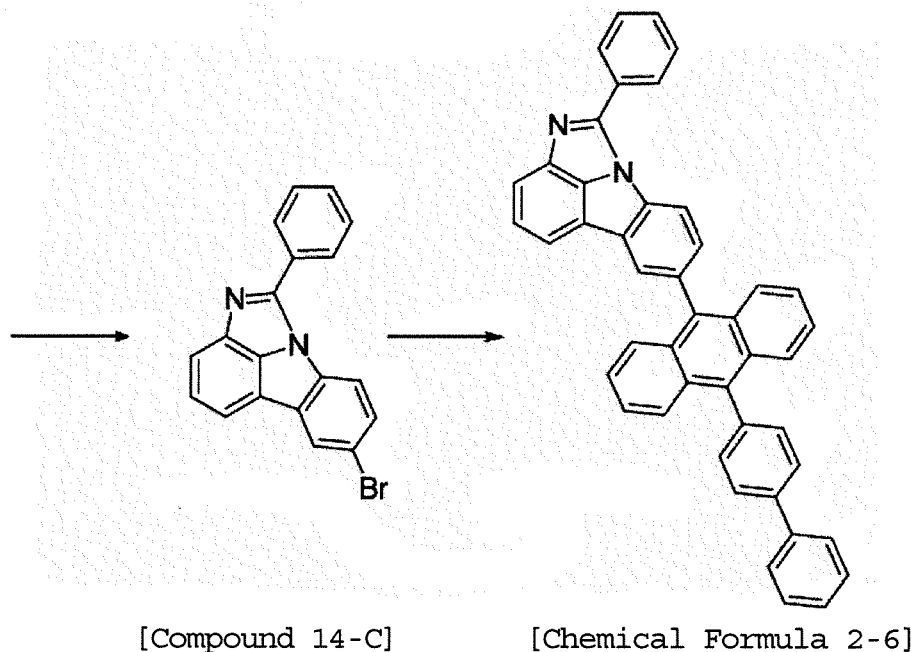
[Compound 14-B]

5

10

15

20



<Synthesis Example 14-1> Synthesis of Compound 14-A

25

[0207] Compound 14-A (25.5 g, yield 89%; MS: $[M+H]^+=290$) was obtained in the same manner as in Synthesis Example 3-1 except that Compound 13-A (20.9 g, 98.4 mmol) was used instead of Compound 1-E.

<Synthesis Example 14-2> Synthesis of Compound 14-B

30

[0208] Compound 14-B (19.9 g, yield 99%; MS: $[M+H]^+=260$) was obtained in the same manner as in Synthesis Example 1-6 except that Compound 14-A (22.4 g, 77.1 mmol) was used instead of Compound 1-E.

<Synthesis Example 14-3> Synthesis of Compound 14-C

35

[0209] Compound 14-C (11.0 g, yield 42%; MS: $[M+H]^+=347$) was obtained in the same manner as in Synthesis Example 3-3 except that Compound 14-B (19.7 g, 75.6 mmol) was used instead of Compound 3-B.

<Synthesis Example 14-4> Synthesis of Chemical Formula 2-6

40

[0210] A compound of Chemical Formula 2-6 (12.0 g, yield 78%; MS: $[M+H]^+=597$) was obtained in the same manner as in Synthesis Example 13-4 except that Compound 14-C (8.9 g, 25.7 mmol) was used instead of Compound 13-C.

<Synthesis Example 15> Synthesis of Chemical Formula 2-4

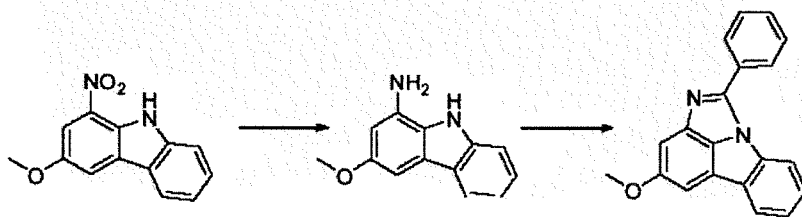
45

[0211]

50

55

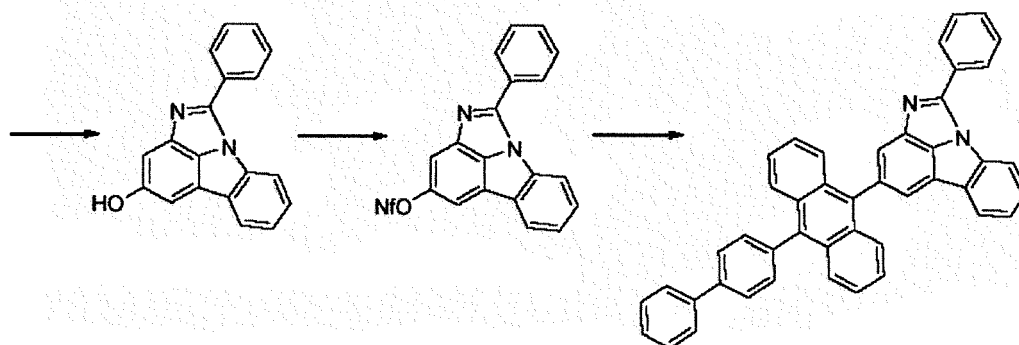
5



10

[Compound 15-A] [Compound 15-B] [Compound 15-C]

15



20

[Compound 15-D] [Compound 15-E] [Chemical Formula 2-4]

25

<Synthesis Example 15-1> Synthesis of Compound 15-A

30

[0212] Compound 15-A (21.4 g, yield 76%; MS: $[M+H]^+=243$) was obtained in the same manner as in Synthesis Example 13-1 except that 1-bromo-4-methoxy-2-nitrobenzene (27.0 g, 116.3 mmol) was used instead of 1-bromo-2-nitrobenzene.

<Synthesis Example 15-2> Synthesis of Compound 15-C

35

[0213] Compound 15-C (13.8 g, yield 60%; MS: $[M+H]^+=299$) was obtained in the same manner as in Synthesis Examples 14-2 and 14-3, except that Compound 15-A (18.7 g, 77.1 mmol) was used instead of Compound 14-A.

<Synthesis Example 15-3> Synthesis of Compound 15-D

40

[0214] After sodium iodide (27.8 g, 185.2 mmol) was dispersed to acetonitrile (100 ml), water (10 ml) was added thereto, and the result was stirred for 30 minutes at 40°C. Trimethylchlorosilane (20.1 g, 185.2 mmol) was added thereto, and the result was stirred for 30 minutes at 40°C. Compound 15-C (13.8 g, 46.3 mmol) was added thereto, and the result was stirred for 12 hours at 40°C. After the reaction was complete, the reaction product was diluted with ethyl acetate, and the result was washed several times with water and brine. The separated organic layer was dried using magnesium sulfate, and then vacuum distilled to obtain Compound 15-D (11.2 g, yield 85%; MS: $[M+H]^+=285$).

45

<Synthesis Example 15-4> Synthesis of Compound 15-E

50

[0215] After Compound 15-D (11.2 g, 39.4 mmol) was dispersed to acetonitrile (100 ml), calcium carbonate (14.3 g, 47.3 mmol) and nonafluorobutanesulfonyl fluoride (17.9 g, 59.1 mmol) were added thereto. The mixture was stirred for 1 hour at 80°C. The reaction product was cooled to room temperature, filtered, washed with ethanol and water, and then dried to obtain Compound 15-E (21.2 g, yield 95%; MS: $[M+H]^+=567$).

<Synthesis Example 15-5> Synthesis of Chemical Formula 2-4

55

[0216] A compound of Chemical Formula 2-4 (13.2 g, yield 86%; MS: $[M+H]^+=597$) was obtained in the same manner as in Synthesis Example 13-4 except that Compound 15-E (14.6 g, 25.7 mmol) was used instead of Compound 13-C.

<Synthesis Example 16> Synthesis of Chemical Formula 2-8

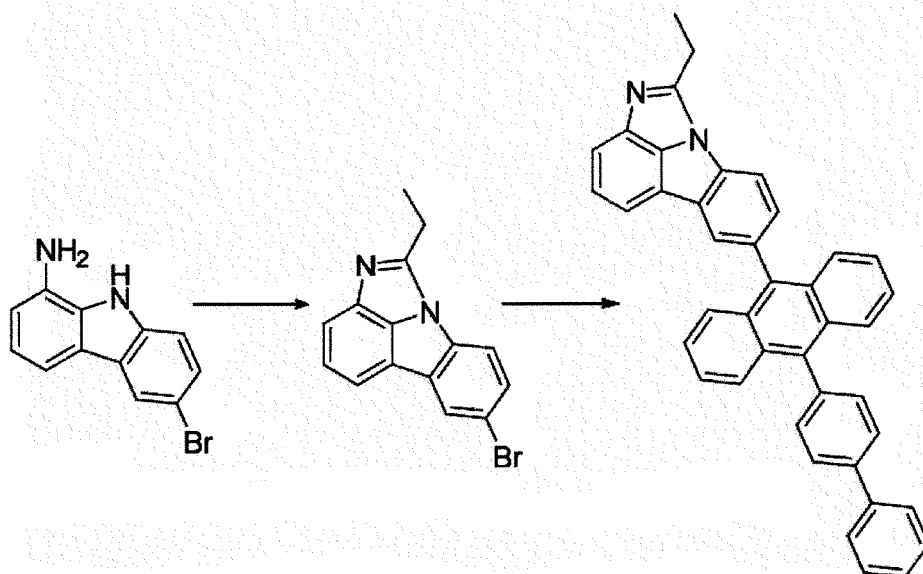
[0217]

5

10

15

20



25

[Compound 14-B]

[Compound 16-A]

[Chemical Formula 2-8]

<Synthesis Example 16-1> Synthesis of Compound 16-A

30

[0218] Compound 16-A (9.0 g, yield 40%; MS: $[M+H]^+=299$) was obtained in the same manner as in Synthesis Example 5-1 except that Compound 14-B (19.7 g, 75.6 mmol) was used instead of Compound 3-B.

<Synthesis Example 16-2> Synthesis of Chemical Formula 2-8

35

[0219] A compound of Chemical Formula 2-8 (11.1 g, yield 79%; MS: $[M+H]^+=549$) was obtained in the same manner as in Synthesis Example 5-1 except that Compound 16-A (7.7 g, 25.7 mmol) was used instead of Compound 13-C.

<Synthesis Example 17> Synthesis of Chemical Formula 2-15

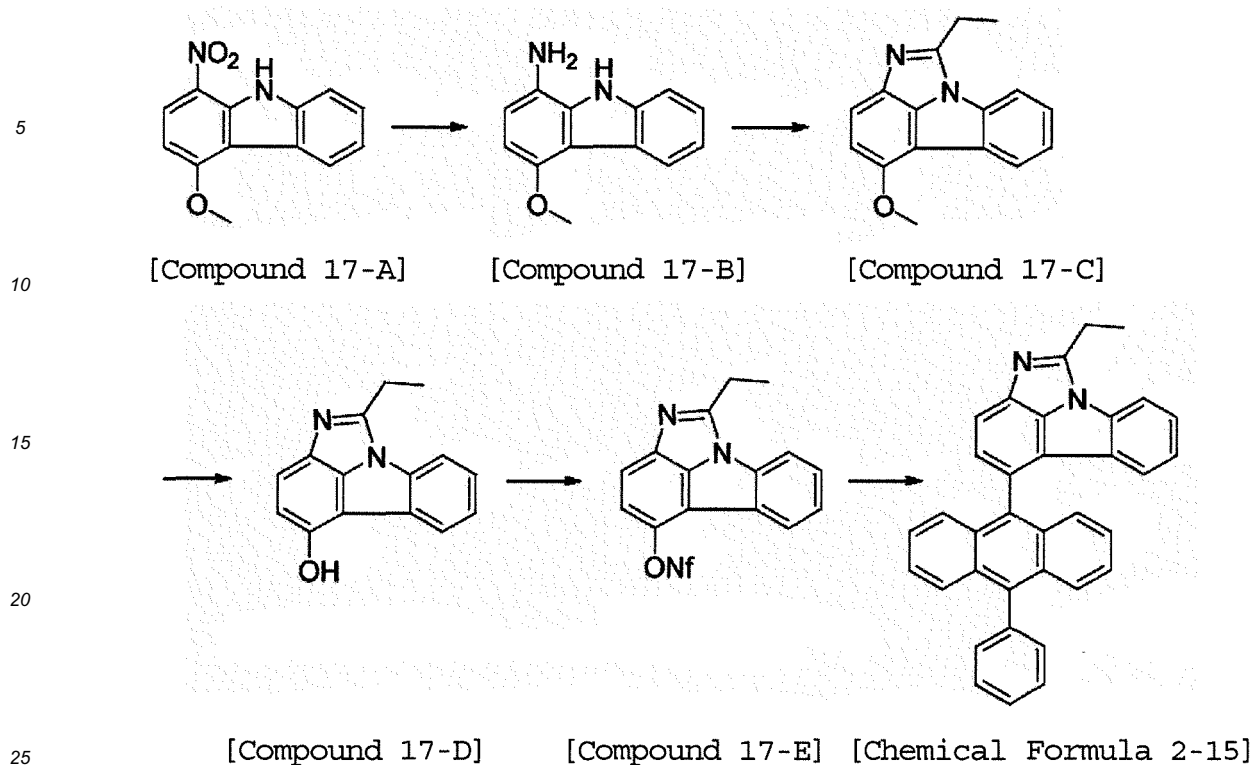
[0220]

40

45

50

55



<Synthesis Example 17-1> Synthesis of Compound 17-A

30 [0221] Compound 17-A (27.1 g, yield 52%; MS: $[M+H]^+=243$) was obtained in the same manner as in Synthesis Example 13-1 except that 2-bromo-4-methoxy-1-nitrobenzene (50.0 g, 215.5 mmol) was used instead of 1-bromo-2-nitrobenzene, and 2-bromoaniline (37.1 g, 215.5 mmol), bis(dibenzylideneacetone)palladium(0) (6.1 g, 10.8 mmol), rac-BINAP (10.0 g, 16.2 mmol), cesium carbonate (140.5 g, 431.0 mmol) and 500 ml of toluene were used.

35 <Synthesis Example 17-2> Synthesis of Compound 17-C

[0222] Compound 17-C (13.2 g, yield 64%; MS: $[M+H]^+=251$) was obtained in the same manner as in Synthesis Example 15-2 except that Compound 17-A (25.0 g, 103.2 mmol) was used instead of Compound 15-A, propionaldehyde (7.4 ml, 103.2 mmol) was used instead of benzaldehyde, and 10% Pd-C (1.10 g, 10.3 mmol) and hydrazine monohydrate (25 ml) were used.

40 <Synthesis Example 17-3> Synthesis of Compound 17-D

[0223] Compound 17-D (10.0 g, yield 80%; MS: $[M+H]^+=237$) was obtained in the same manner as in Synthesis Example 15-3 except that Compound 17-C (13.2 g, 52.7 mmol) was used instead of Compound 15-C.

45 <Synthesis Example 17-4> Synthesis of Compound 17-E

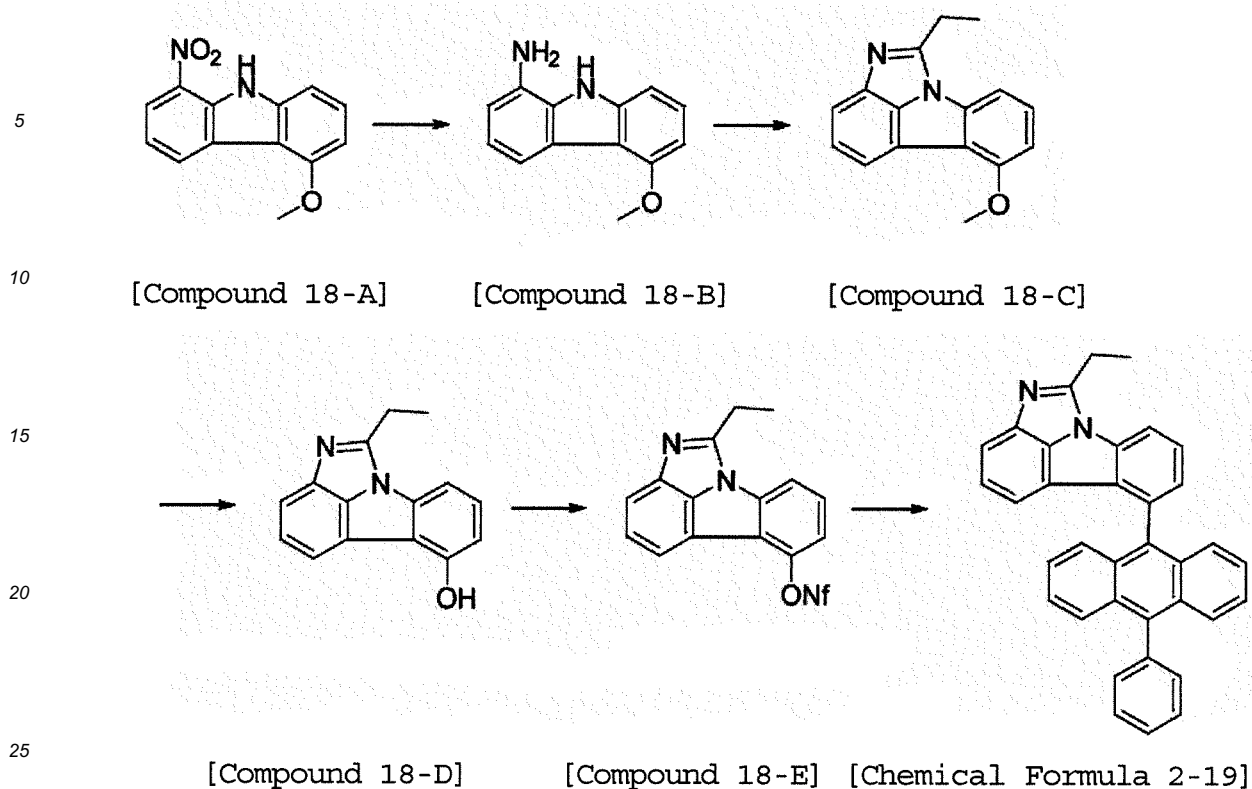
[0224] Compound 17-D (19.0 g, yield 99%; MS: $[M+H]^+=455$) was obtained in the same manner as in Synthesis Example 15-4 except that Compound 17-D (10 g, 42.3 mmol) was used instead of Compound 15-D.

50 <Synthesis Example 17-5> Synthesis of Chemical Formula 2-15

[0225] A compound of Chemical Formula 2-15 (9.6 g, yield 83%; MS: $[M+H]^+=473$) was obtained in the same manner as in Synthesis Example 9-7 except that Compound 17-E (11.7 g, 25.7 mmol) was used instead of Compound 9-G.

55 <Synthesis Example 18> Synthesis of Chemical Formula 2-19

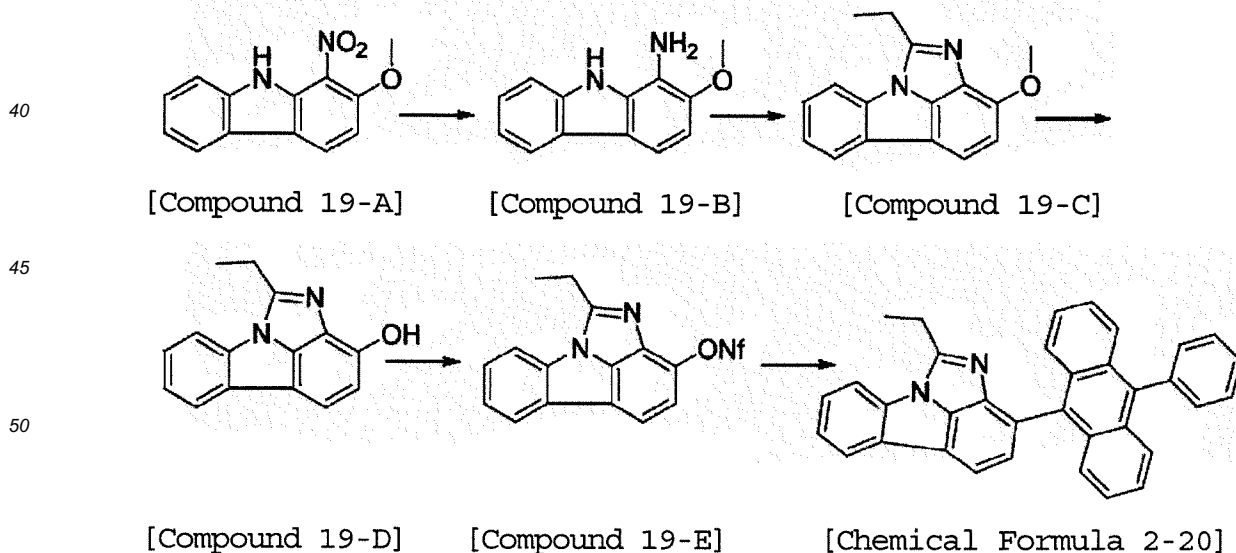
[0226]



[0227] A compound of Chemical Formula 2-19 (12.4 g, yield 12%; MS: $[M+H]^+=473$) was obtained in the same manner as in Synthesis Example 17 except that 1-bromo-2-nitrobenzene (43.5 g, 215.5 mmol) was used instead of 2-bromo-4-methoxy-1-nitrobenzene, and 2-bromo-3-methoxyaniline (43.5 g, 215.5 mmol) was used instead of 2-bromoaniline.

<Synthesis Example 19> Synthesis of Chemical Formula 2-20

[0228]



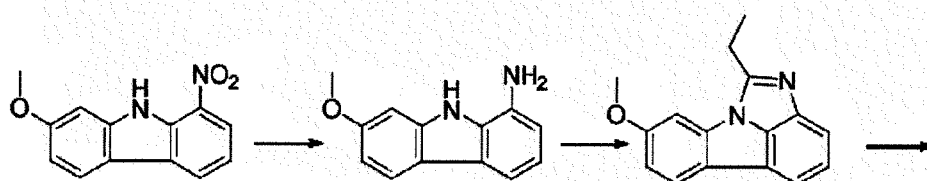
[0229] A compound of Chemical Formula 2-20 (11.2 g, yield 11%; MS: $[M+H]^+=473$) was obtained in the same manner as in Synthesis Example 17 except that 1-bromo-3-methoxy-2-nitrobenzene (50 g, 215.5 mmol) was used instead of 2-bromo-4-methoxy-1-nitrobenzene.

<Synthesis Example 20> Synthesis of Chemical Formula 2-21

[0230]

5

10



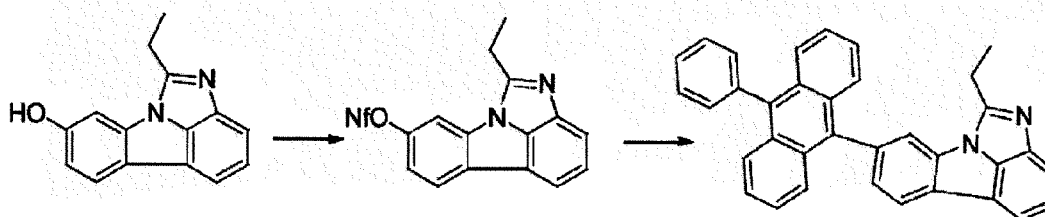
[Compound 20-A]

[Compound 20-B]

[Compound 20-C]

15

20



[Compound 20-D]

[Compound 20-E]

[Chemical Formula 2-21]

25

[0231] A compound of Chemical Formula 2-21 (11.9 g, yield 12%; MS: $[M+H]^+=473$) was obtained in the same manner as in Synthesis Example 17 except that 1-bromo-2-nitrobenzene (43.5 g, 215.5 mmol) was used instead of 2-bromo-4-methoxy-1-nitrobenzene, and 2-bromo-5-methoxyaniline (43.5 g, 215.5 mmol) was used instead of 2-bromoaniline.

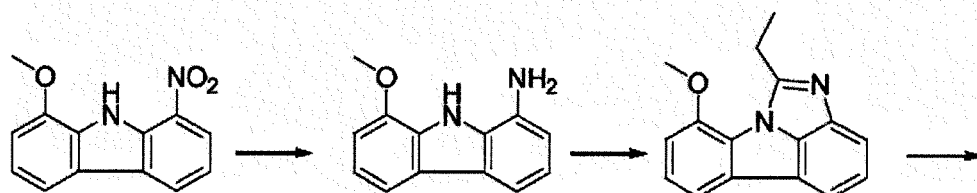
30

<Synthesis Example 21> Synthesis of Chemical Formula 2-22

[0232]

35

40



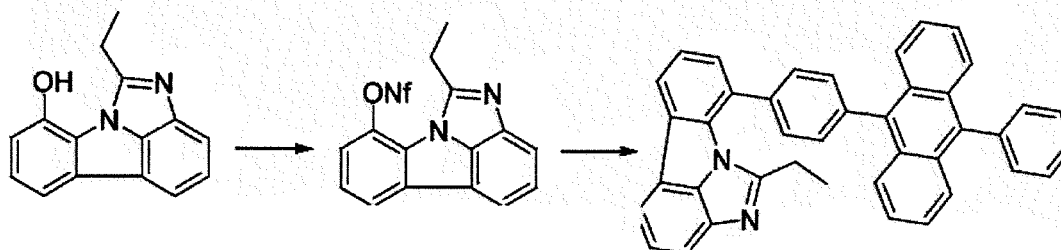
[Compound 21-A]

[Compound 21-B]

[Compound 21-C]

45

50



[Compound 21-D]

[Compound 21-E]

[Chemical Formula 2-22]

55

[0233] A compound of Chemical Formula 2-22 (9.7 g, yield 8.2%; MS: $[M+H]^+=473$) was obtained in the same manner as in Synthesis Example 17 except that 1-bromo-2-nitrobenzene (43.5 g, 215.5 mmol) was used instead of 2-bromo-4-methoxy-1-nitrobenzene, and 2-bromo-6-methoxyaniline (43.5 g, 215.5 mmol) was used instead of 2-bromoaniline.

<Experimental Example>

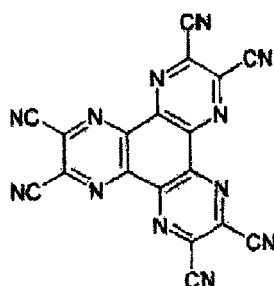
<Experimental Example 1-1>

5 [0234] A glass substrate on which indium tin oxide (ITO) was coated as a thin film to a thickness of 500 Å was placed in distilled water, in which a detergent is dissolved, and ultrasonic cleaned. As the detergent, a product of Fischer Corporation was used, and as the distilled water, distilled water filtered twice with a filter manufactured by Millipore Corporation was used. After the ITO was cleaned for 30 minutes, ultrasonic cleaning was repeated twice for 10 minutes using distilled water. After the cleaning with distilled water was finished, the substrate was ultrasonic cleaned with isopropyl alcohol, acetone and methanol solvents, and dried, and then transferred to a plasma cleaner. In addition, the substrate was cleaned for 5 minutes using oxygen plasma, and then transferred to a vacuum depositor.

10 [0235] On the transparent ITO electrode prepared as above, a hole injection layer was formed to a thickness of 100 Å by thermal vacuum depositing hexanitrile hexaazatriphenylene (HAT) of the following Chemical Formula.

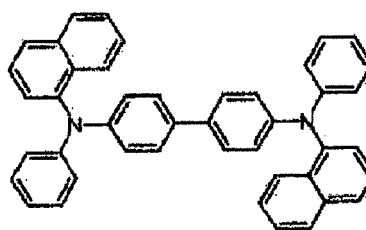
15

[HAT]



20

[NPB]



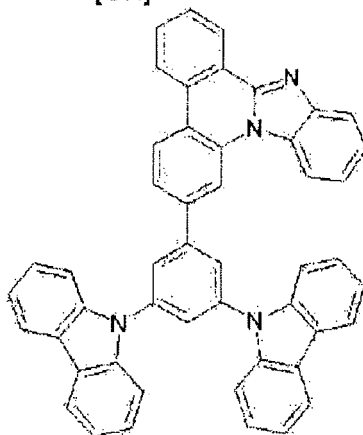
25

30 [0236] A hole transfer layer was formed on the hole injection layer by vacuum depositing 4,4'-bis[N-(1-naphthyl)-N-phenylamino]biphenyl (NPB) (1,000 Å) of the Chemical Formula shown above.

[0237] Subsequently, a light emitting layer was formed on the hole transfer layer to a film thickness of 230 Å by vacuum depositing GH and GD shown below in a weight ratio of 10:1.

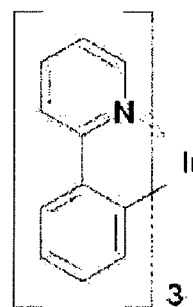
35

[GH]



40

[GD]



45

50 [0238] An electron injection and transfer layer was formed on the light emitting layer to a thickness of 350 Å by vacuum depositing the compound of Chemical Formula 1-10.

[0239] A cathode was formed on the electron injection and transfer layer by depositing lithium fluoride (LiF) to a thickness of 15 Å and aluminum to a thickness of 2,000 Å in consecutive order.

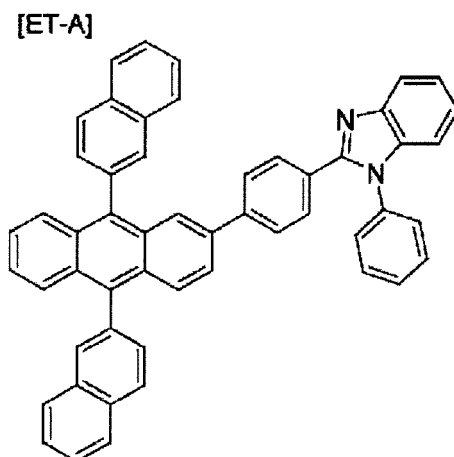
55 [0240] In the above process, the deposition rates of the organic materials were maintained at 0.4 to 0.7 Å/sec, the deposition rates of the lithium fluoride and the aluminum of the cathode were maintained at 0.3 Å/sec and 2 Å/sec, respectively, and the degree of vacuum when being deposited was maintained at 2×10^{-7} to 5×10^{-6} torr, and as a result, an organic light emitting device was manufactured.

<Experimental Example 1-2 > to <Experimental Example 1-19>

[0241] An organic light emitting device was manufactured in the same manner as in Experimental Example 1-1 except that the compound of Compound 1-11 was used instead of the compound of Chemical Formula 1-10.

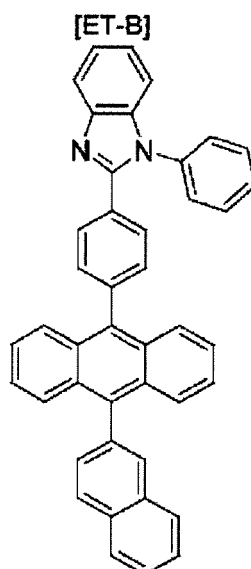
<Comparative Example 1>

[0242] An organic light emitting device was manufactured in the same manner as in Experimental Example 1-1 except that a compound of the following Chemical Formula ET-A was used instead of the compound of Chemical Formula 1-10.



<Comparative Example 2>

[0243] An organic light emitting device was manufactured in the same manner as in Experimental Example 1-1 except that a compound of the following Chemical Formula ET-B was used instead of the compound of Chemical Formula 1-10.



[0244] Current (10 mA/cm²) was applied to the organic light emitting devices manufactured in Experimental Examples 1-1 to 1-19 and Comparative Examples 1 and 2, and the results are shown in Table 1.

[Table 1]

	Compound	Voltage (V)	Efficiency (dc/A)	Color Coordinate (x, y)
Experimental Example 1-1	1-10	3.80	41.01	(0.375, 0.619)

(continued)

	Compound	Voltage (V)	Efficiency (dc/A)	Color Coordinate (x, y)	
5	Experimental Example 1-2	1-11	3.62	41.35	(0.374, 0.621)
	Experimental Example 1-3	1-9	3.78	40.60	(0.375, 0.619)
	Experimental Example 1-4	1-5	3.77	40.23	(0.374, 0.621)
	Experimental Example 1-5	1-6	3.50	42.03	(0.373, 0.620)
10	Experimental Example 1-6	1-8	3.84	40.22	(0.374, 0.622)
	Experimental Example 1-7	1-4	3.81	40.19	(0.372, 0.621)
	Experimental Example 1-8	1-7	3.77	41.08	(0.376, 0.621)
15	Experimental Example 1-9	1-18	3.78	42.23	(0.372, 0.622)
	Experimental Example 1-10	1-15	4.00	40.27	(0.374, 0.618)
	Experimental Example 1-11	2-5	3.58	41.15	(0.373, 0.619)
	Experimental Example 1-12	2-6	3.67	41.23	(0.374, 0.621)
20	Experimental Example 1-13	2-4	3.98	41.37	(0.375, 0.622)
	Experimental Example 1-14	2-8	3.57	42.21	(0.371, 0.623)
	Experimental Example 1-15	2-15	3.69	41.99	(0.371, 0.620)
25	Experimental Example 1-16	2-19	3.49	43.11	(0.372, 0.619)
	Experimental Example 1-17	2-20	3.78	41.89	(0.370, 0.620)
	Experimental Example 1-18	2-21	3.59	40.53	(0.372, 0.621)
	Experimental Example 1-19	2-22	3.78	41.25	(0.371, 0.620)
30	Comparative Example 1	ET-A	4.01	39.67	(0.374, 0.622)
	Comparative Example 2	ET-B	3.98	39.99	(0.373, 0.621)

[0245] As seen from the results of Table 1, it was shown that the heterocyclic compound according to one embodiment of the present specification may be used as an organic material layer material of an organic light emitting device, and particularly when the heterocyclic compound was used in an electron injection and transfer layer among the organic material layers, the organic light emitting device exhibited superior properties in efficiency, driving voltage, stability and the like. In particular, it was demonstrated that the compound exhibited superior properties due to excellent thermal stability, a deep HOMO level, and hole stability. The compound has an advantage in that it improves the efficiency of an organic light emitting device, and may improve the stability of a device due to the thermal stability of the compound.

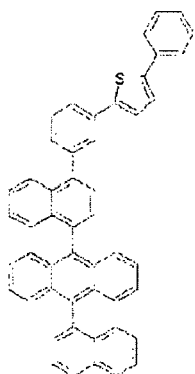
<Experimental Example 2-1>

[0246] On the transparent ITO electrode prepared as in Experimental Example 1-1, a hole injection layer was formed to a thickness of 100 Å by thermal vacuum depositing hexanitrile hexaazatriphenylene (HAT) of the Chemical Formula shown above.

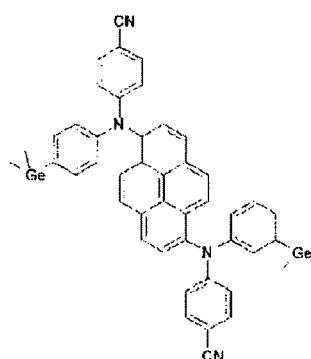
[0247] A hole transfer layer was formed on the hole injection layer by vacuum depositing 4,4'-bis[N-(1-naphthyl)-N-phenylamino]biphenyl (NPB) (700 Å), hexanitrile hexaazatriphenylene (HAT) (50 Å) and 4,4'-bis[N-(1-naphthyl)-N-phenylamino]biphenyl (NPB) (700 Å) of the chemical formulae shown above in consecutive order.

[0248] Subsequently, a light emitting layer was formed on the hole transfer layer to a film thickness of 200 Å by vacuum depositing BH and BD shown below in a weight ratio of 25:1.

[BH]

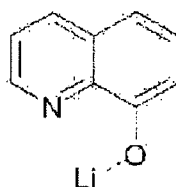


[BD]



[0249] An electron injection and transfer layer was formed on the light emitting layer to a thickness of 300 Å by vacuum depositing the compound of Chemical Formula 1-6 and lithium quinalate (LiQ) of the following Chemical Formula in a weight ratio of 1:1.

[LiQ]



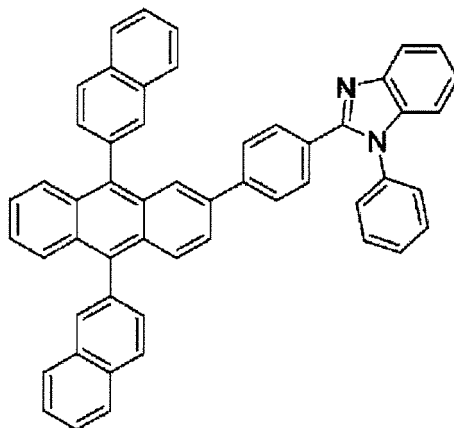
[0250] A cathode was formed on the electron injection and transfer layer by depositing lithium fluoride (LiF) to a thickness of 15 Å and aluminum to a thickness of 2,000 Å in consecutive order.

[0251] In the above process, the deposition rates of the organic materials were maintained at 0.4 to 0.7 Å/sec, the deposition rates of the lithium fluoride and the aluminum of the cathode were maintained at 0.3 Å/sec and 2 Å/sec, respectively, and the degree of vacuum when being deposited was maintained at 2×10^{-7} to 5×10^{-6} torr, and as a result, an organic light emitting device was manufactured.

<Comparative Example 3>

[0252] An organic light emitting device was manufactured in the same manner as in Experimental Example 2-1 except that a compound of the following Chemical Formula ET-A was used instead of the compound of Chemical Formula 1-6.

[ET-A]



<Experimental Examples 2-2 to 2-11>

[0253] Organic light emitting devices of Experimental Examples 2-2 to 2-11 were manufactured in the same manner as in Experimental Example 2-1 except that each compound shown in Table 2 was used instead of the compound of Chemical Formula 1-6.

[0254] Current (10 mA/cm²) was applied to the organic light emitting devices manufactured in Experimental Examples 2-1 to 2-11 and Comparative Example 3, and the results are shown in Table 2.

[Table 2]

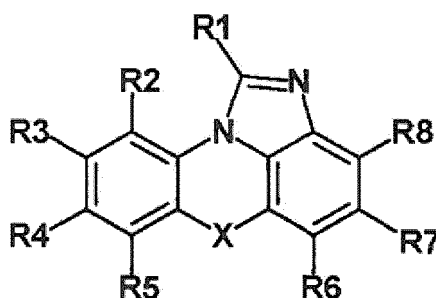
	Compound	Voltage (V)	Efficiency (dc/A)	Color Coordinate (x, y)
Experimental Example 2-1	1-6	3.86	5.07	(0.141, 0.129)
Experimental Example 2-2	1-8	3.81	5.11	(0.140, 0.130)
Experimental Example 2-3	1-15	3.78	5.20	(0.141, 0.129)
Experimental Example 2-4	1-18	3.81	5.17	(0.135, 0.131)
Experimental Example 2-5	2-6	3.95	4.99	(0.142, 0.130)
Experimental Example 2-6	2-8	3.92	4.96	(0.142, 0.131)
Experimental Example 2-7	2-15	3.81	5.19	(0.135, 0.131)
Experimental Example 2-8	2-19	3.75	5.35	(0.142, 0.130)
Experimental Example 2-9	2-20	3.91	4.94	(0.140, 0.131)
Experimental Example 2-10	1-24	3.95	4.98	(0.142, 0.130)
Experimental Example 2-11	1-25	3.82	5.01	(0.141, 0.131)
Comparative Example 3	ET-A	4.05	4.75	(0.141, 0.129)

[0255] As seen from the results of Table 2, it was shown that the heterocyclic compound according to one embodiment of the present specification may be used as an organic material layer material of an organic light emitting device, and particularly when the heterocyclic compound was used in an electron injection and transfer layer among the organic material layers, the organic light emitting device exhibited superior properties in efficiency, driving voltage, stability and the like. In particular, it was demonstrated that the compound exhibited superior properties due to excellent thermal stability, a deep HOMO level, and hole stability. The compound may be used either alone or as a mixture with an n-type dopant such as LiQ in an organic electronic device including an organic light emitting device. The compound has an advantage in that it improves the efficiency of an organic light emitting device, and may improve the stability of a device due to the thermal stability of the compound.

Claims

1. A heterocyclic compound represented by the following Chemical Formula 1:

[Chemical Formula 1]



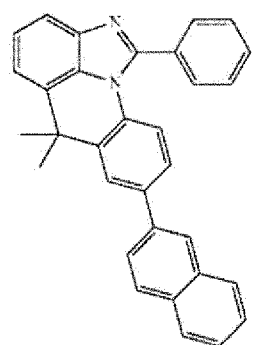
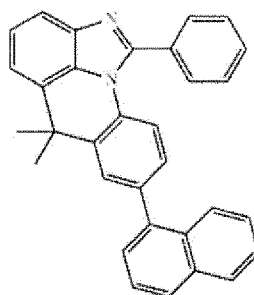
wherein,

X is a direct bond; or CRR';

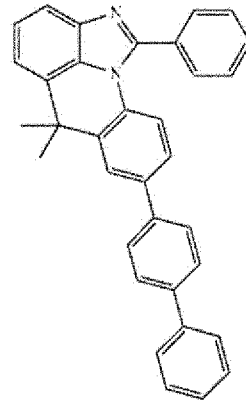
R1 is deuterium; a halogen group; a nitrile group; a nitro group; a hydroxyl group; a carbonyl group; an ester group; an imide group; an amide group; a substituted or unsubstituted alkyl group; a substituted or unsubstituted cycloalkyl group; a substituted or unsubstituted alkoxy group; a substituted or unsubstituted aryloxy group; a substituted or unsubstituted alkylthioxy group; a substituted or unsubstituted arylthioxy group; a substituted or unsubstituted alkylsulfoxy group; a substituted or unsubstituted arylsulfoxy group; a substituted or unsubstituted alkenyl group; a substituted or unsubstituted silyl group; a substituted or unsubstituted boron group; a substituted or unsubstituted alkylamine group; a substituted or unsubstituted aralkylamine group; a substituted or unsubstituted arylamine group; a substituted or unsubstituted heteroarylamine group; a substituted or unsubstituted arylphosphine group; a substituted or unsubstituted phosphine oxide group; a substituted or unsubstituted aryl group; or a substituted or unsubstituted heteroring group including one or more of N, O and S atoms; and

R, R' and R2 to R8 are the same as or different from each other, and each independently represents hydrogen; deuterium; a halogen group; a nitrile group; a nitro group; a hydroxyl group; a carbonyl group; an ester group; an imide group; an amide group; a substituted or unsubstituted alkyl group; a substituted or unsubstituted cycloalkyl group; a substituted or unsubstituted alkoxy group; a substituted or unsubstituted aryloxy group; a substituted or unsubstituted alkylthioxy group; a substituted or unsubstituted arylthioxy group; a substituted or unsubstituted alkylsulfoxy group; a substituted or unsubstituted arylsulfoxy group; a substituted or unsubstituted alkenyl group; a substituted or unsubstituted silyl group; a substituted or unsubstituted boron group; a substituted or unsubstituted alkylamine group; a substituted or unsubstituted aralkylamine group; a substituted or unsubstituted arylamine group; a substituted or unsubstituted heteroarylamine group; a substituted or unsubstituted arylphosphine group; a substituted or unsubstituted phosphine oxide group; a substituted or unsubstituted aryl group; or a substituted or unsubstituted heteroring group including one or more of N, O and S atoms, or adjacent groups among R, R' and R2 to R8 bond to each other to form an aliphatic ring, an aromatic ring, an aliphatic heteroring or an aromatic heteroring, or form a spiro bond,

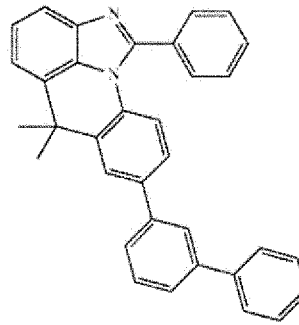
with the proviso that the heterocyclic compound is not any of the following compounds:



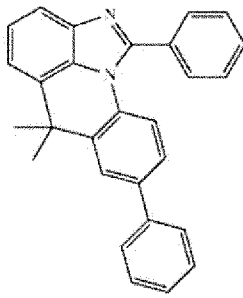
[A-4]



[A-5]



[A-1]



5

10

15

20

25

30

35

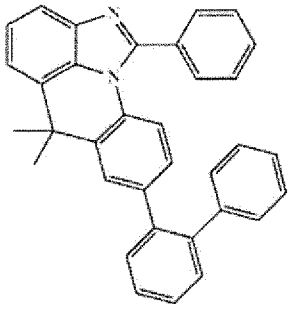
40

45

50

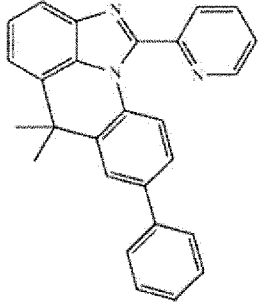
55

5



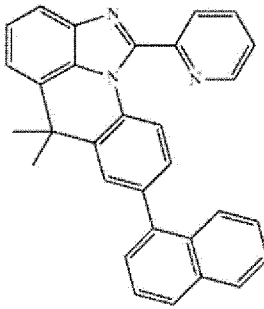
10

15



20

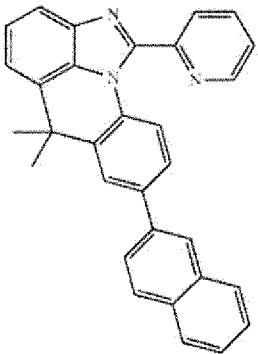
25



30

35

40

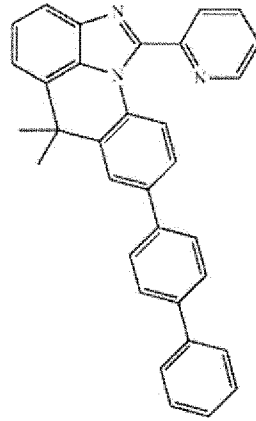


45

50

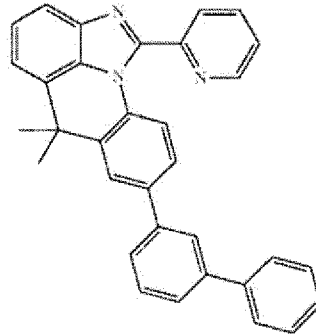
55

[A-5]



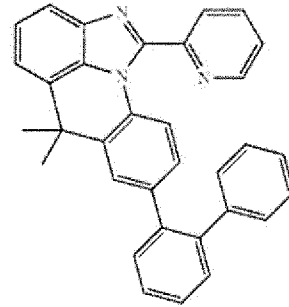
[A-9]

[A-6]



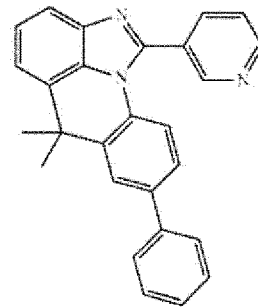
[A-10]

[A-7]



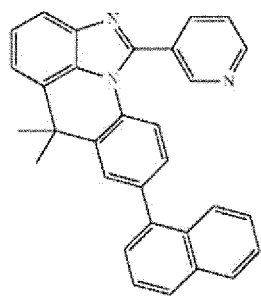
[A-11]

[A-8]



[A-12]

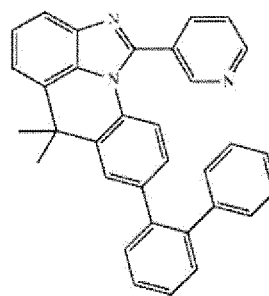
5



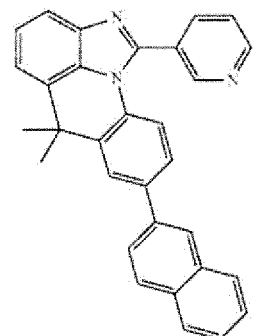
10

[A-14]

[A-18]



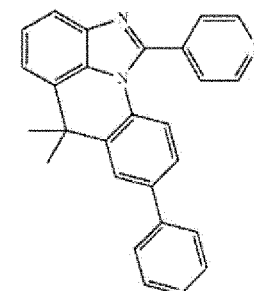
15



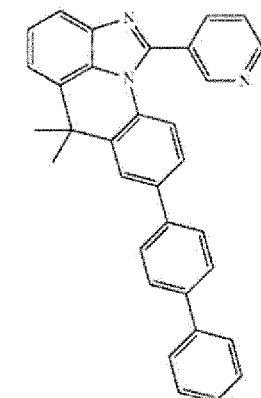
20

[A-15]

[A-19]



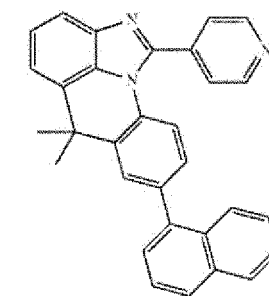
25



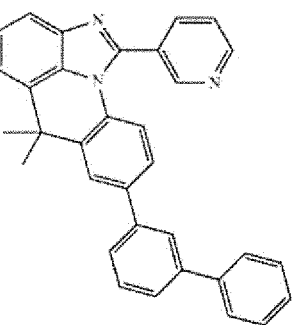
30

[A-16]

[A-20]



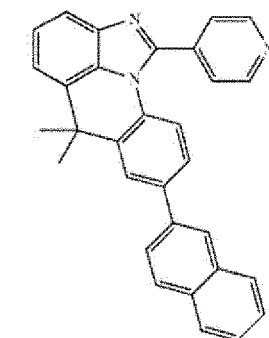
35



40

[A-17]

[A-21]

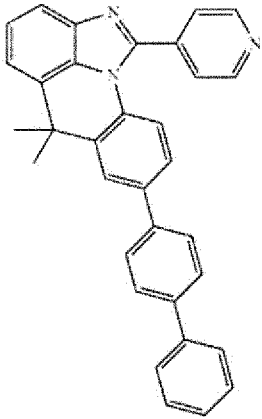


45

50

55

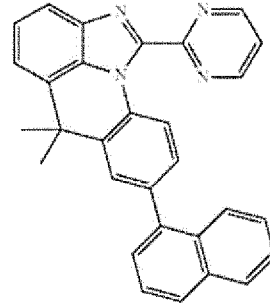
5



10

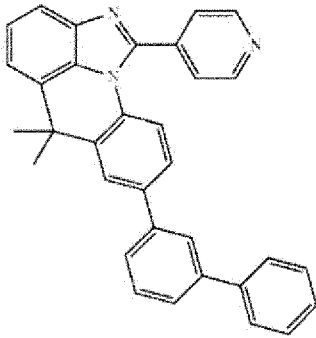
15

[A-22]

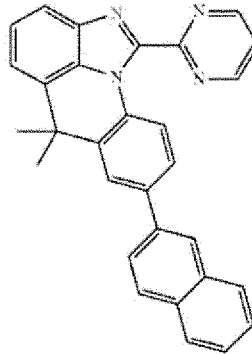


[A-26]

20



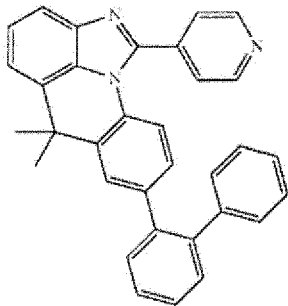
[A-23]



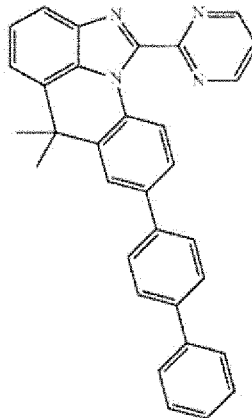
[A-27]

25

30



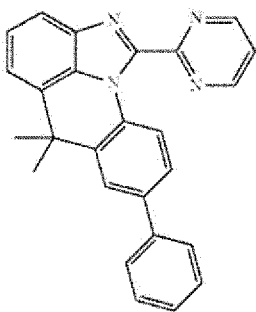
[A-24]



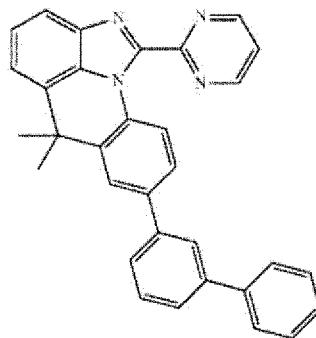
[A-28]

35

40



[A-25]



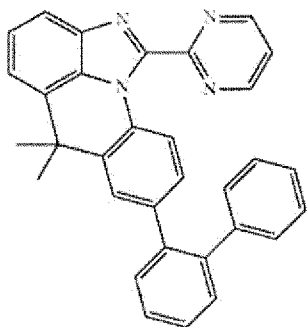
[A-29]

45

50

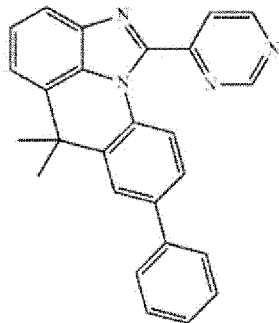
55

5



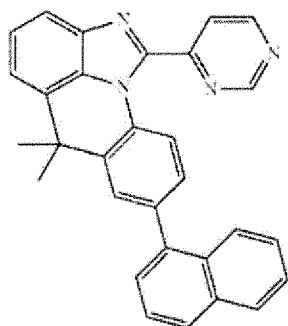
10

15



20

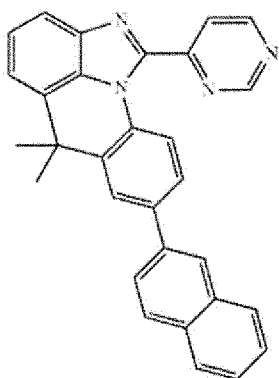
25



30

35

40

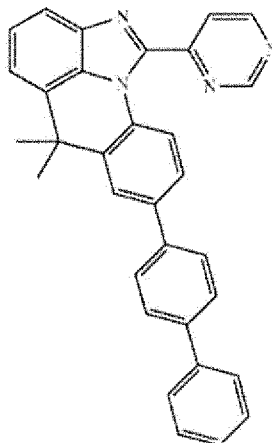


45

50

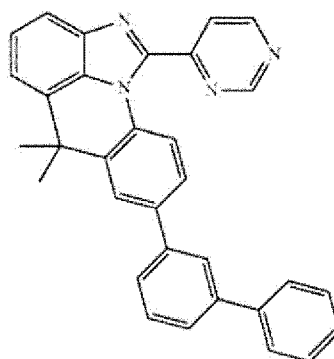
55

[A-30]



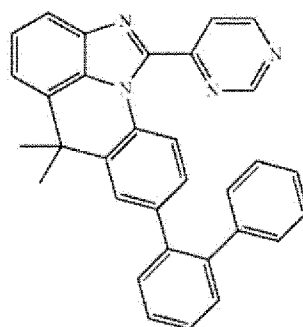
[A-34]

[A-31]



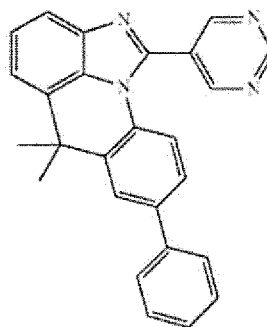
[A-35]

[A-32]



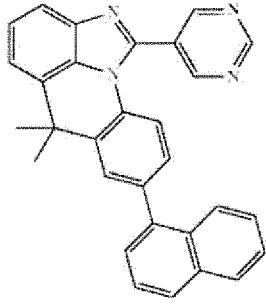
[A-36]

[A-33]



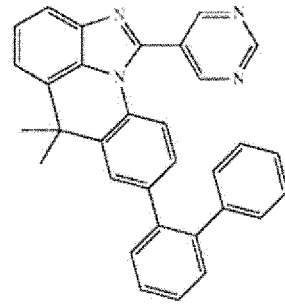
[A-37]

5



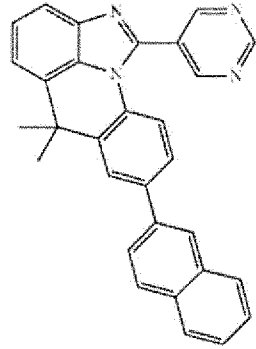
10

[A-38]



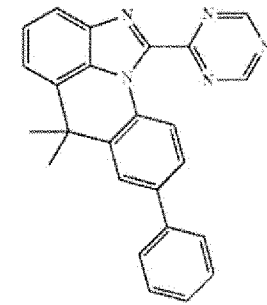
[A-42]

15



20

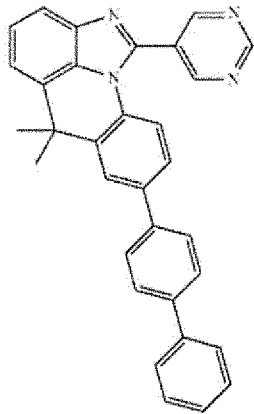
[A-39]



[A-43]

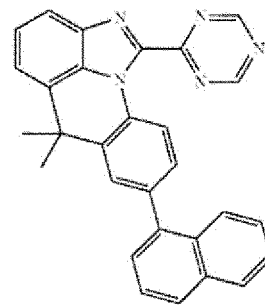
25

30



35

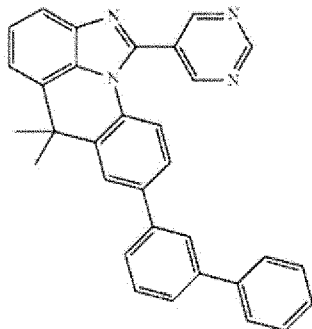
[A-40]



[A-44]

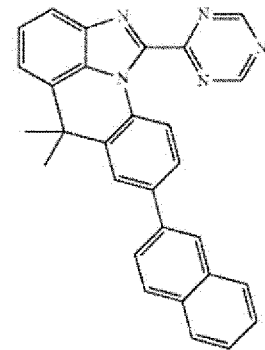
40

45



50

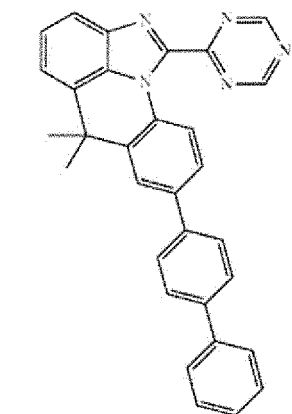
[A-41]



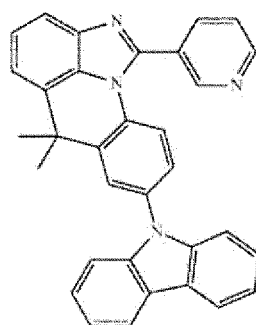
[A-45]

55

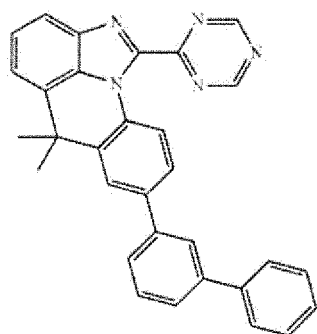
5
10
15
20
25
30
35
40
45
50
55



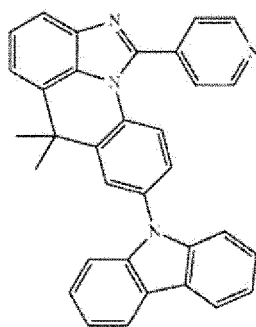
[A-46]



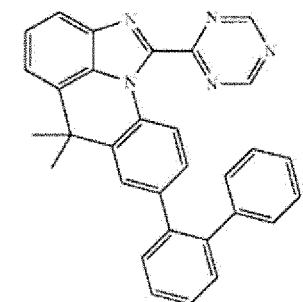
[A-50]



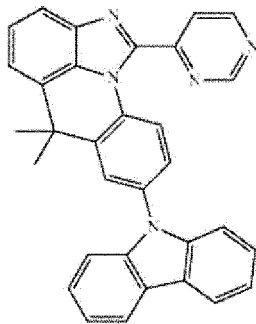
[A-47]



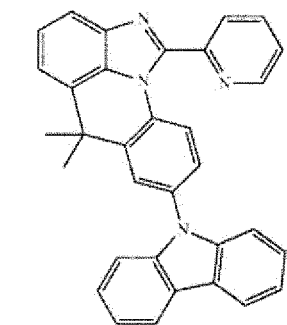
[A-51]



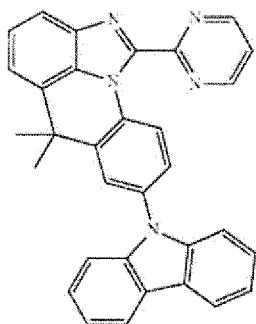
[A-48]



[A-52]

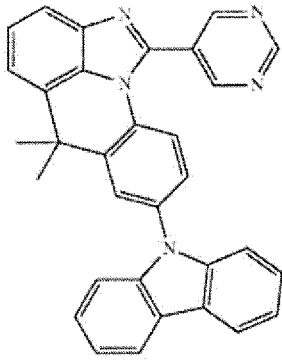


[A-49]



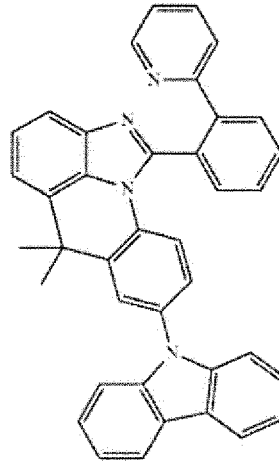
[A-53]

5



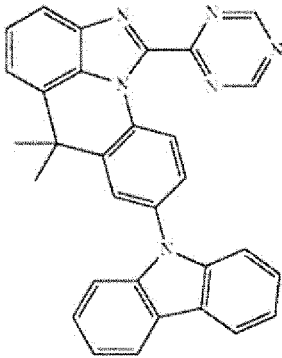
[A-54]

10



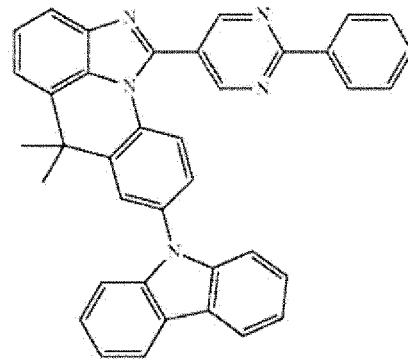
[A-58]

15



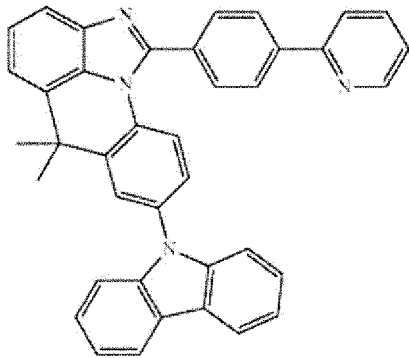
[A-55]

20



[A-59]

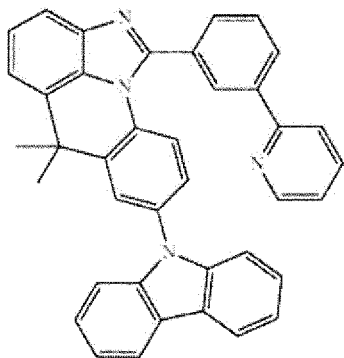
25



[A-56]

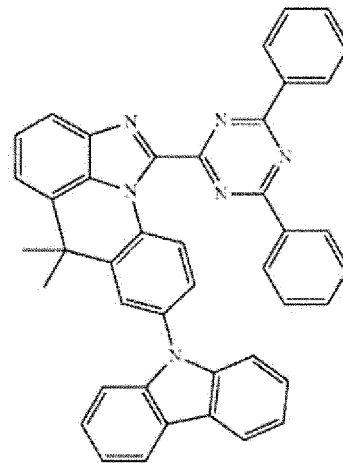
30

35



[A-57]

40



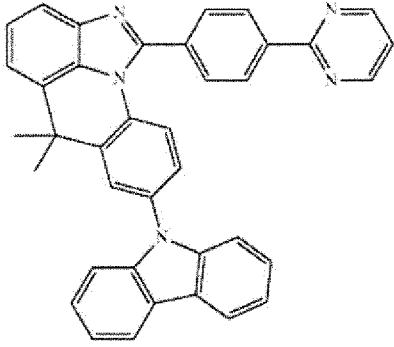
[A-60]

45

50

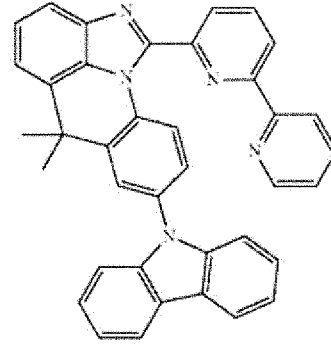
55

5



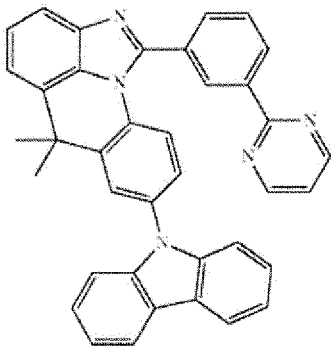
[A-61]

[A-65]



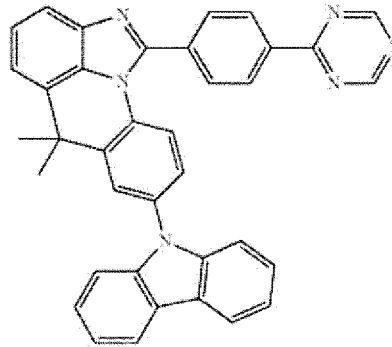
10

15



[A-62]

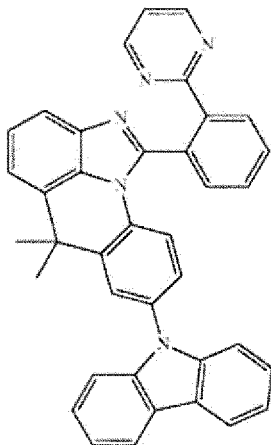
[A-66]



20

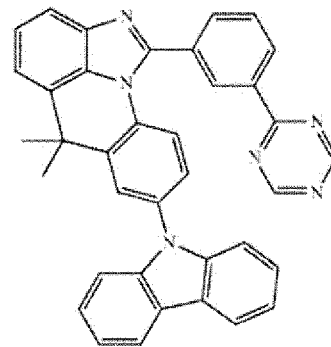
25

30



[A-63]

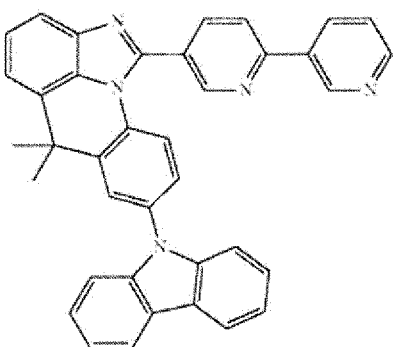
[A-67]



35

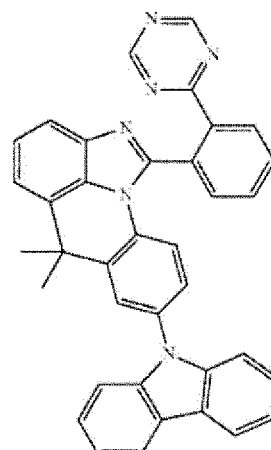
40

45



[A-64]

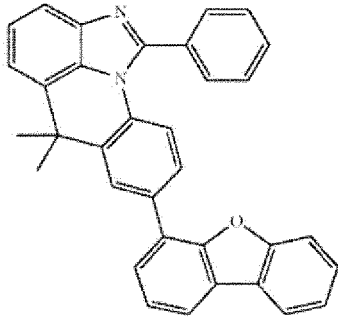
[A-68]



50

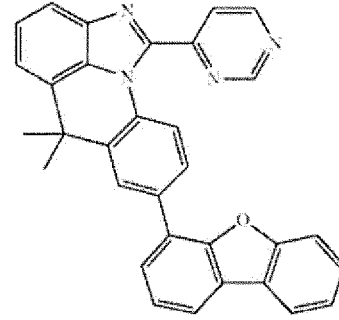
55

5



[A-69]

[A-73]

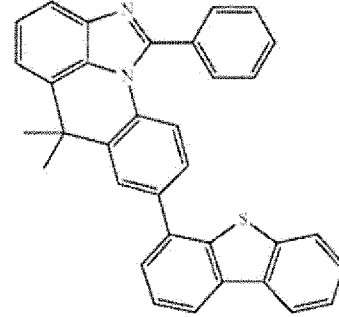
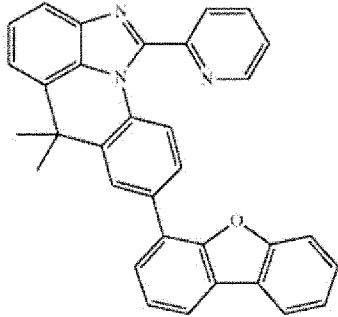


10

[A-70]

[A-74]

15



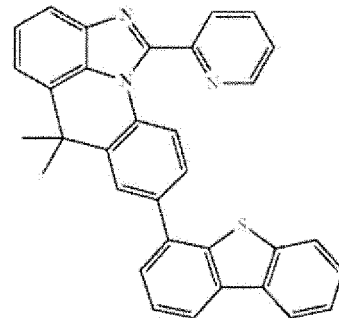
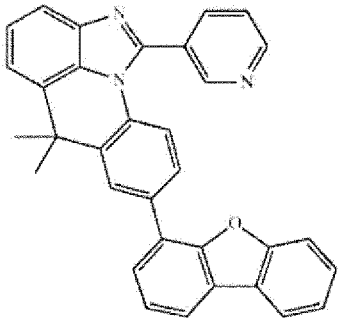
20

25

[A-71]

[A-75]

30

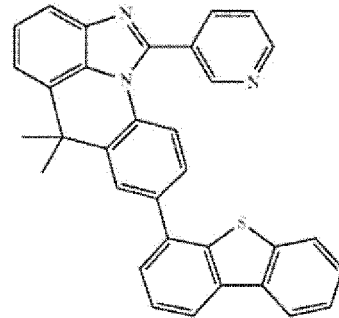
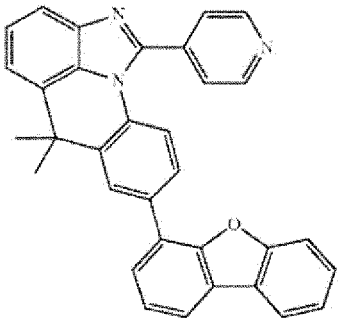


35

[A-72]

[A-76]

40

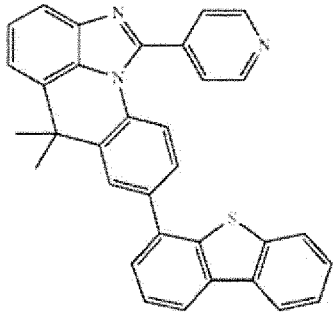


45

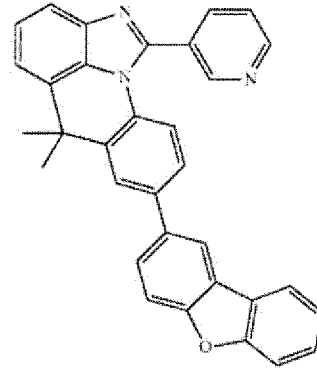
50

55

5



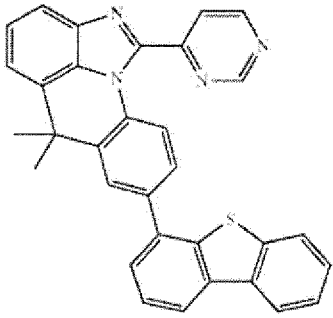
[A-77]



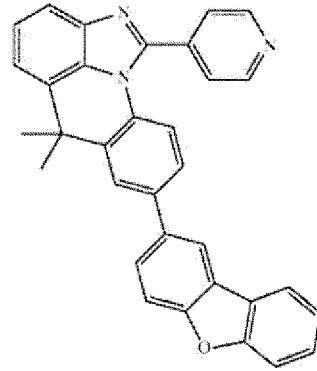
[A-81]

10

15



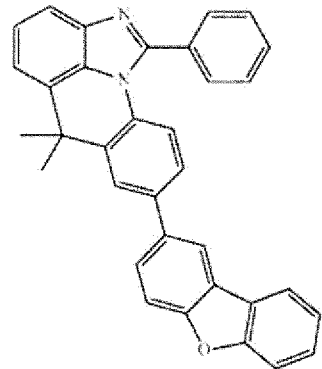
[A-78]



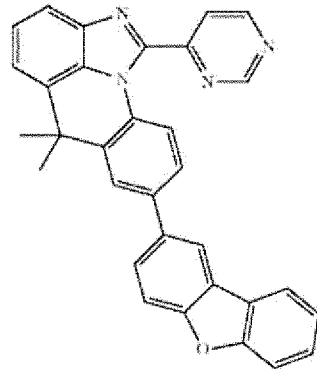
[A-82]

20

25



[A-79]

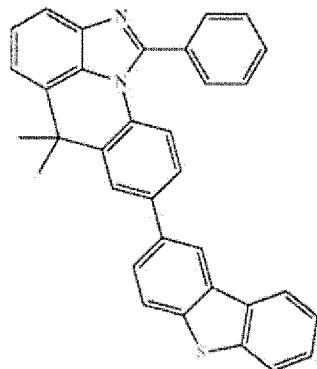
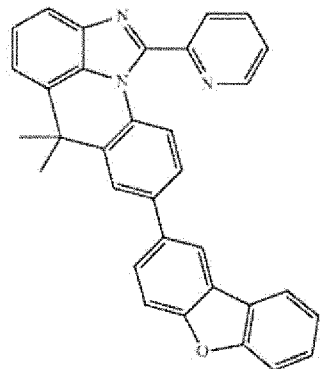


[A-83]

30

35

[A-80]



[A-84]

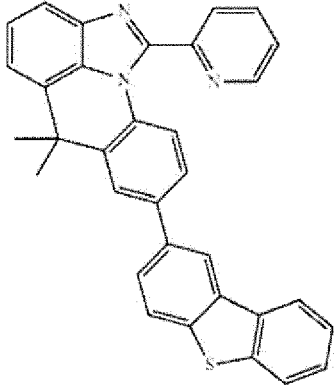
40

45

50

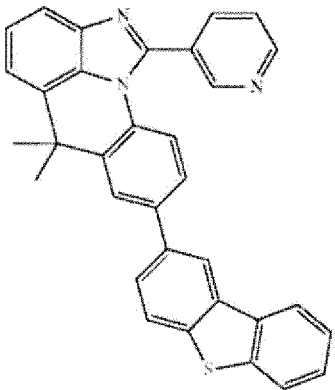
55

5



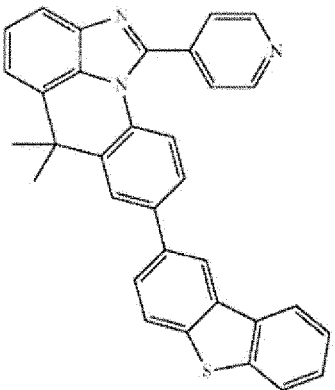
10

15



20

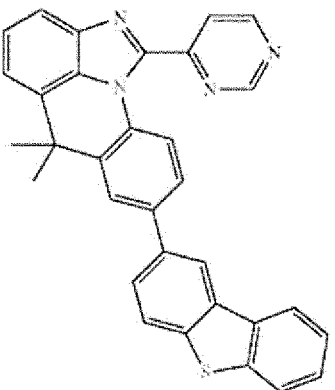
25



30

35

40

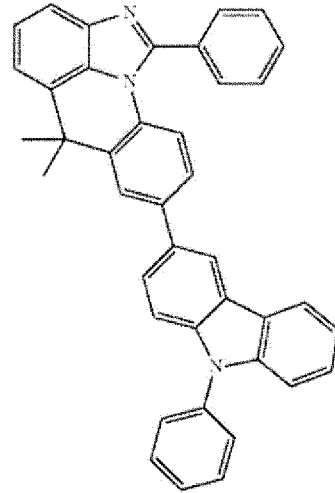


45

50

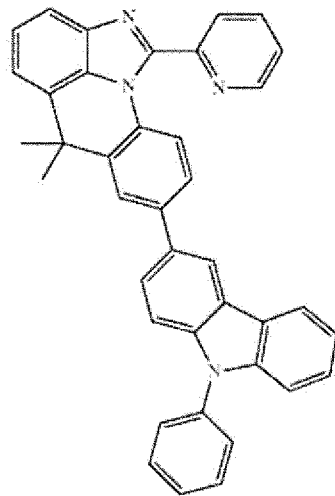
55

[A-88]



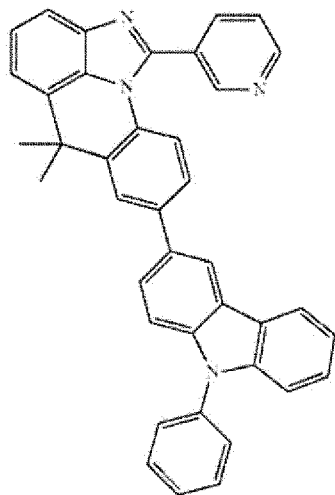
[A-89]

[A-90]



[A-90]

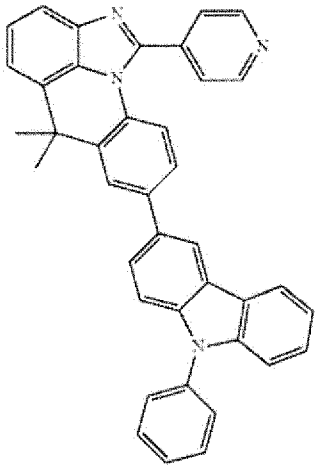
[A-87]



[A-91]

[A-88]

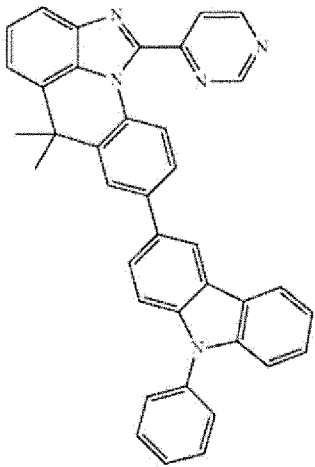
5



10

15

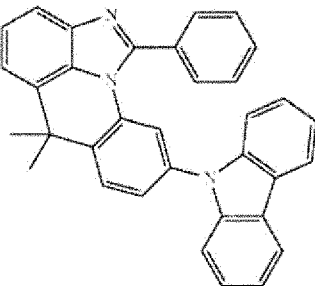
20



25

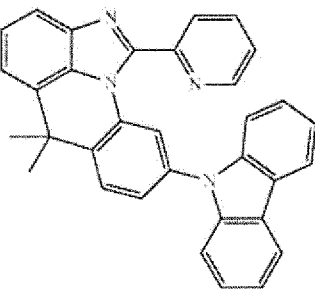
30

35



40

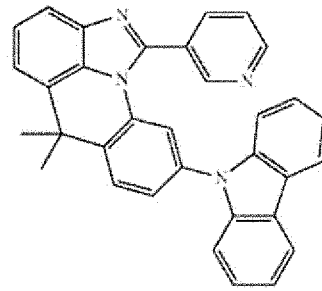
45



50

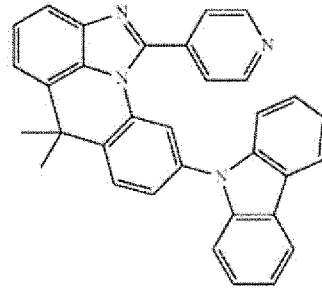
55

[A-92]



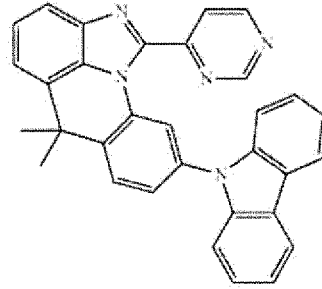
[A-96]

[A-93]



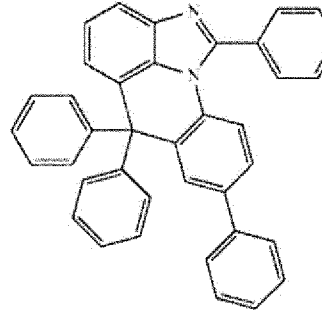
[A-97]

[A-94]

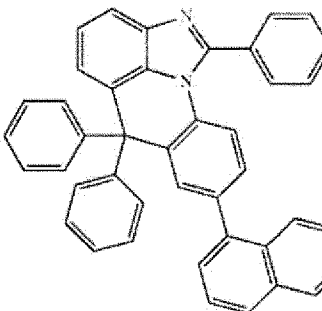


[A-98]

[A-95]

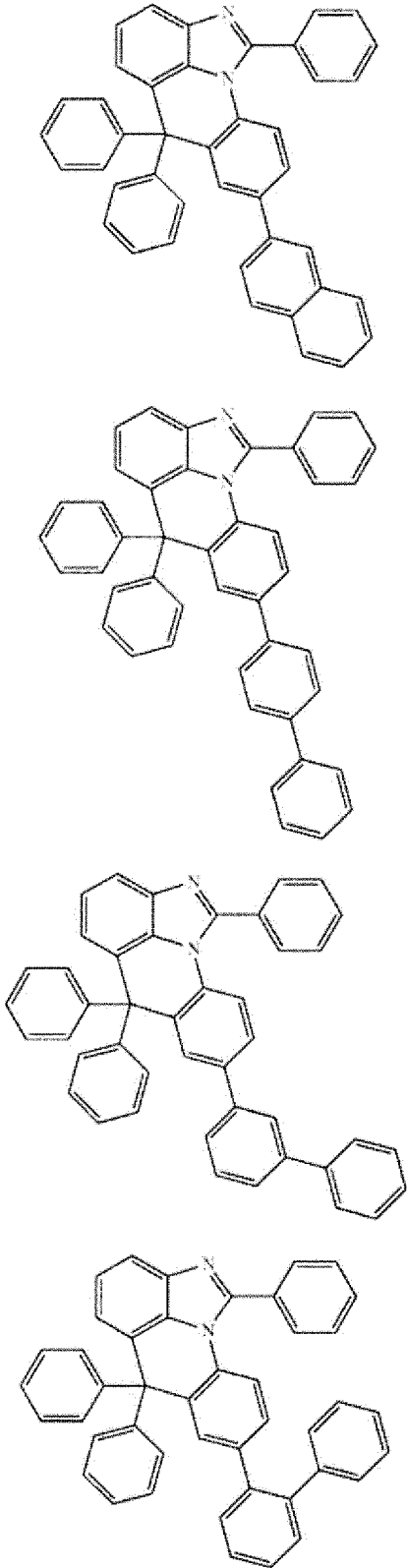


[B-1]



[B-2]

5
10
15
20
25
30
35
40
45
50
55

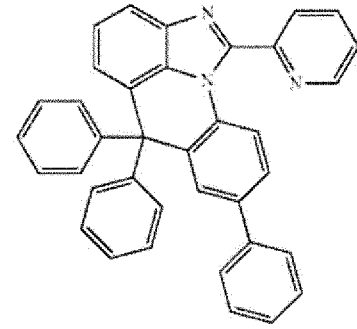


[B-3]

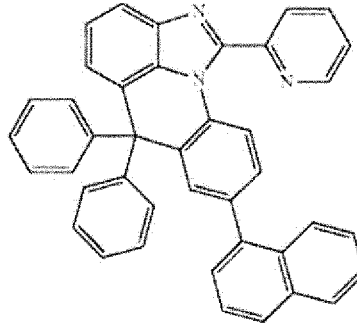
[B-4]

[B-5]

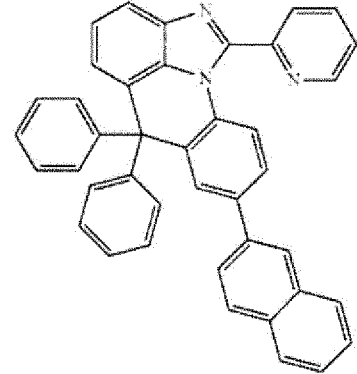
[B-6]



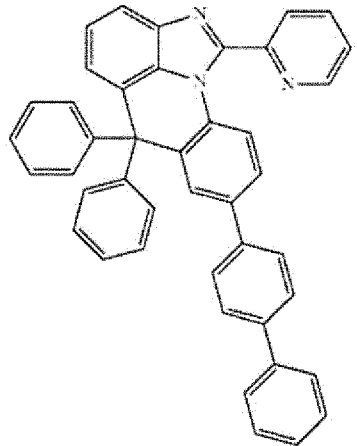
[B-7]



[B-8]

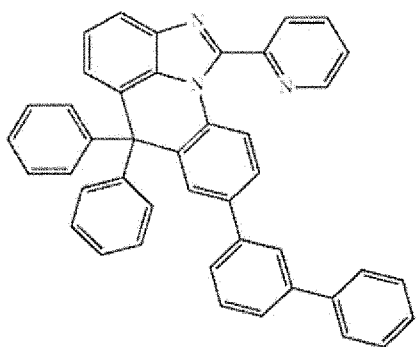


[B-9]

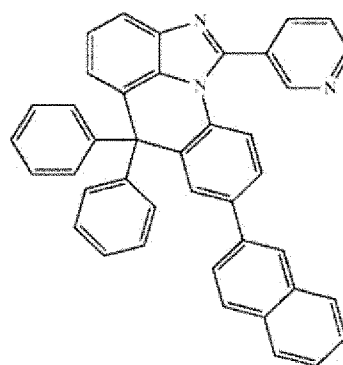


[B-10]

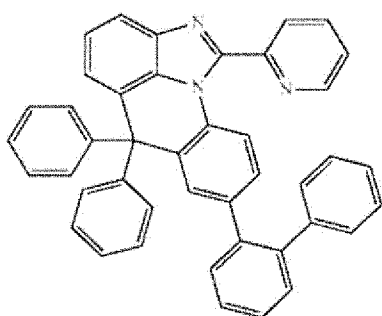
5
10
15
20
25
30
35
40
45
50
55



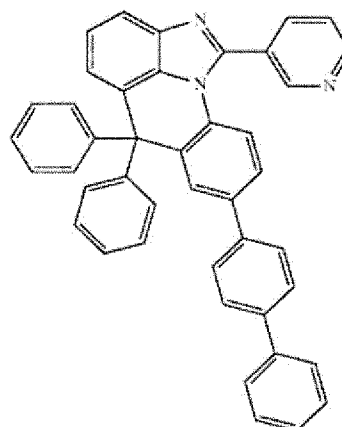
[B-11]



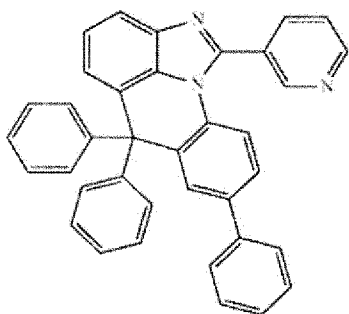
[B-15]



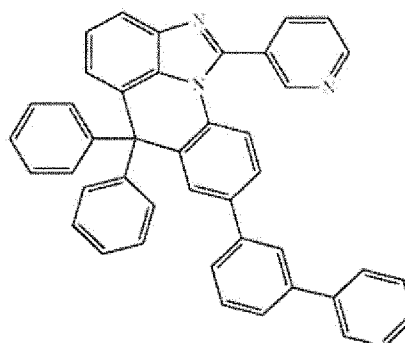
[B-12]



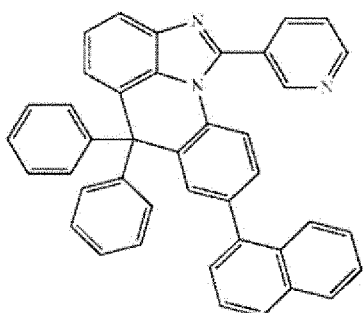
[B-16]



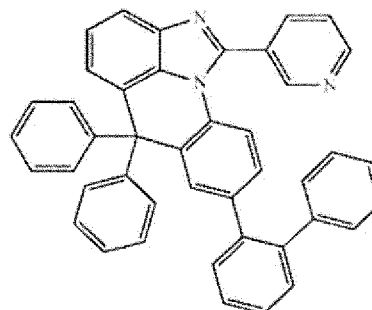
[B-13]



[B-17]

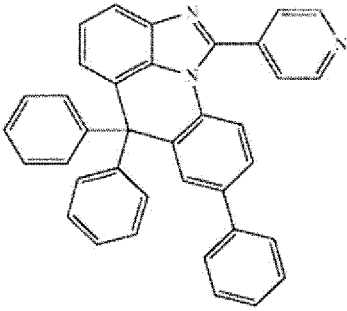


[B-14]



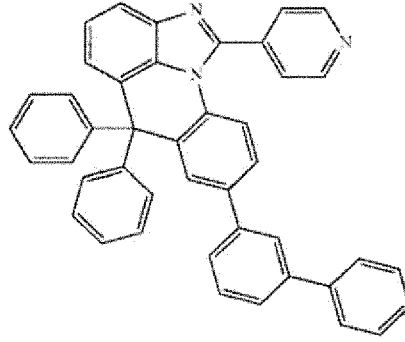
[B-18]

5



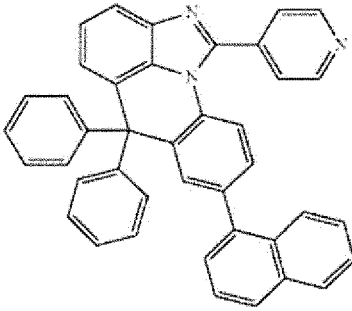
10

[B-19]

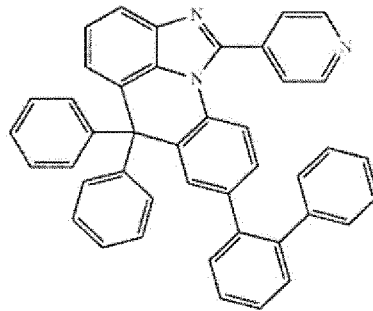


[B-23]

15



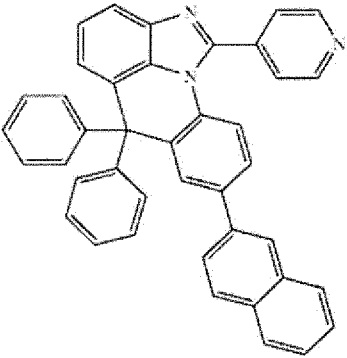
[B-20]



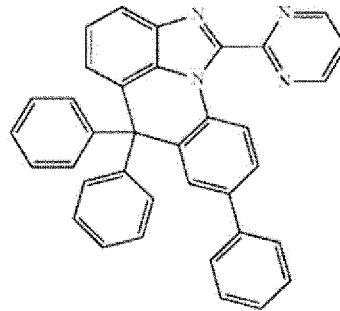
[B-24]

20

25



[B-21]

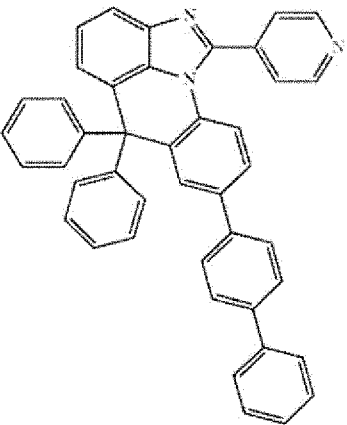


[B-25]

30

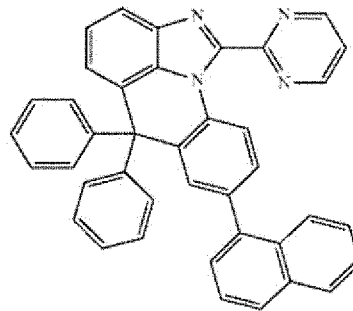
35

[B-22]



40

45

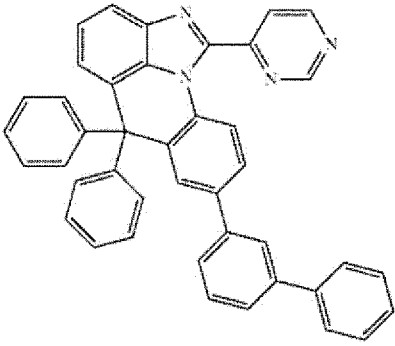


[B-26]

50

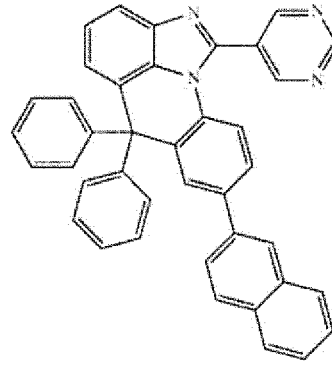
55

5



[B-35]

[B-39]



10

15

20

25

30

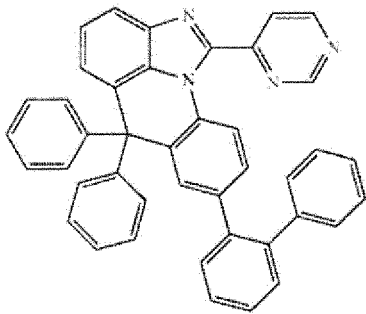
35

40

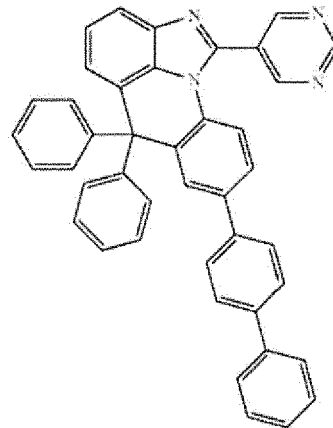
45

50

55

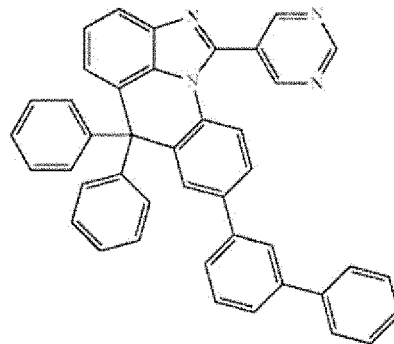


[B-36]



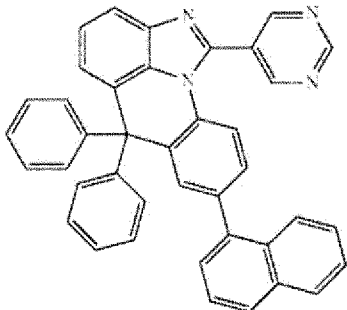
[B-40]

[B-37]

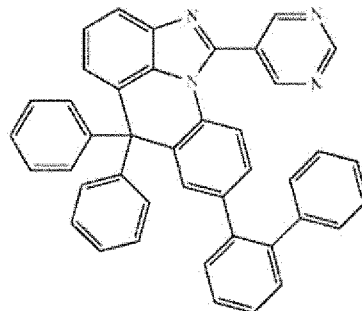


[B-41]

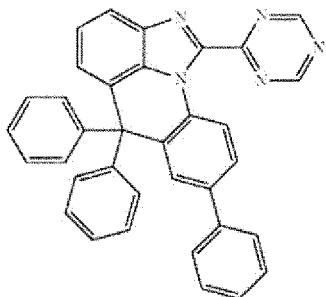
[B-38]



[B-42]



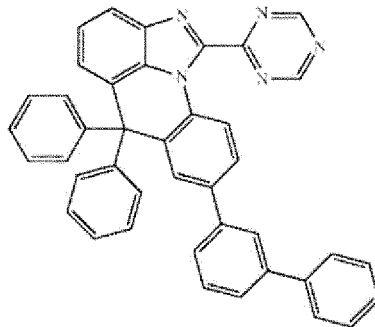
5



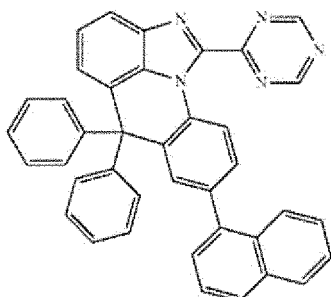
[B-43]

[B-47]

10



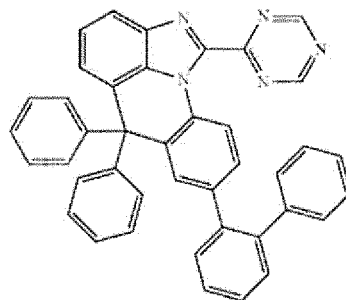
15



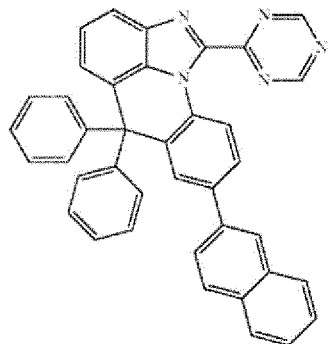
[B-44]

[B-48]

20



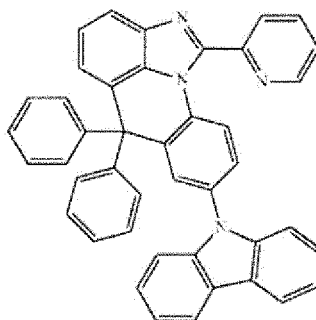
25



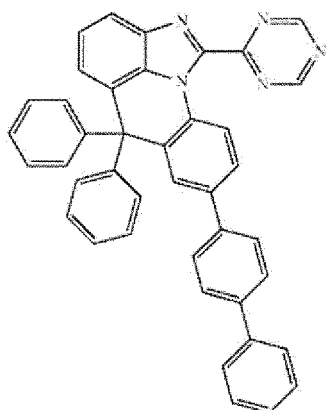
[B-45]

[B-49]

30



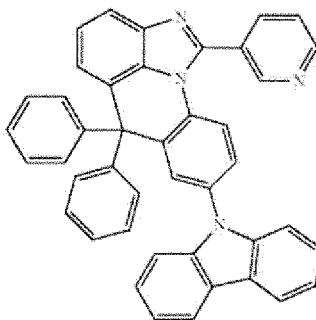
35



[B-46]

[B-50]

40

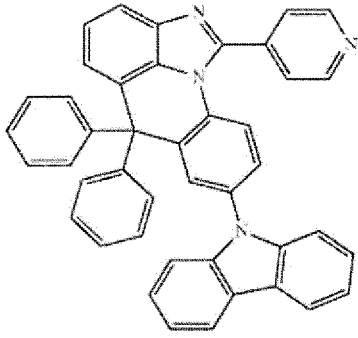


45

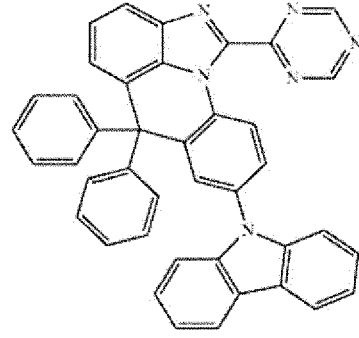
50

55

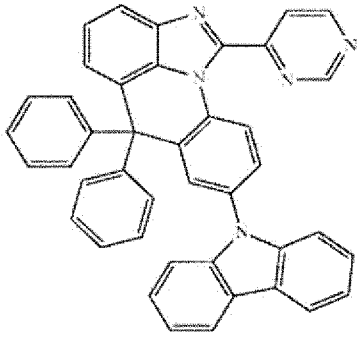
5
10
15
20
25
30
35
40
45
50
55



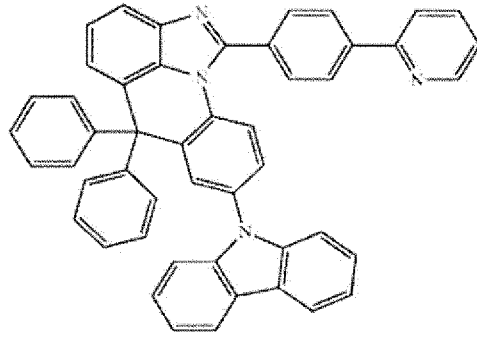
[B-51]



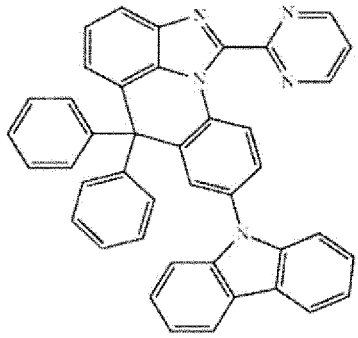
[B-55]



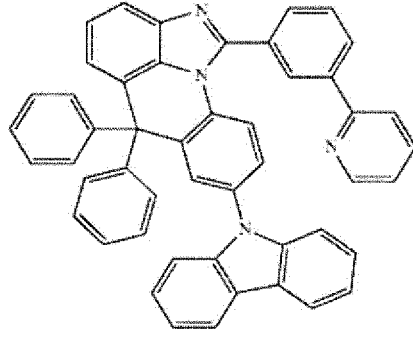
[B-52]



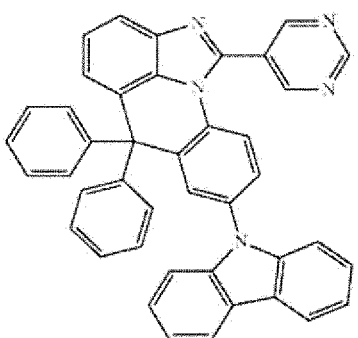
[B-56]



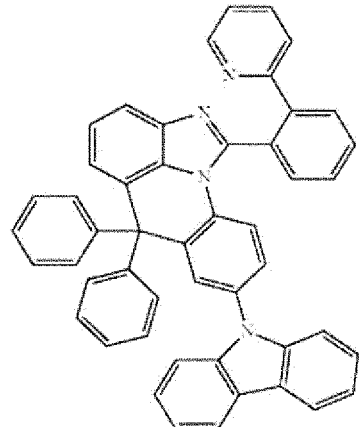
[B-53]



[B-57]

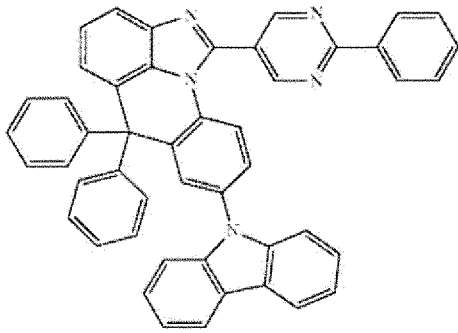


[B-54]

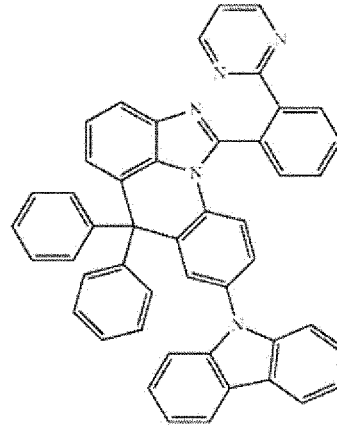


[B-58]

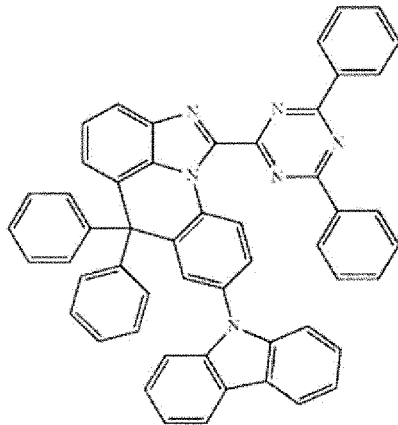
5



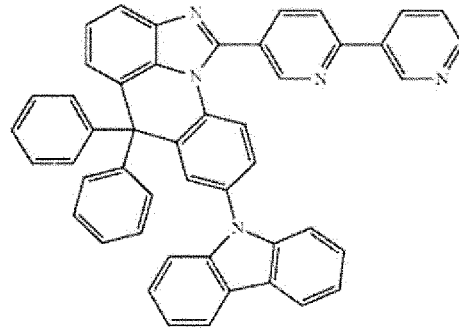
10



15

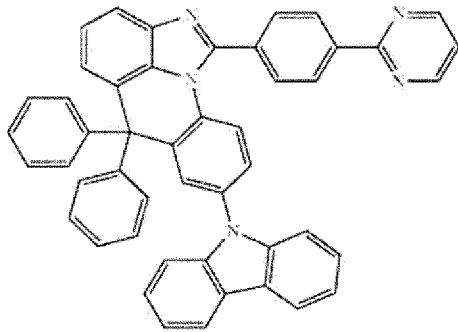


20

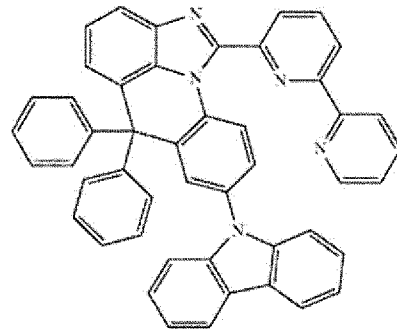


25

30

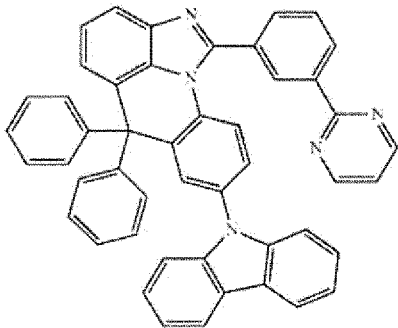


35

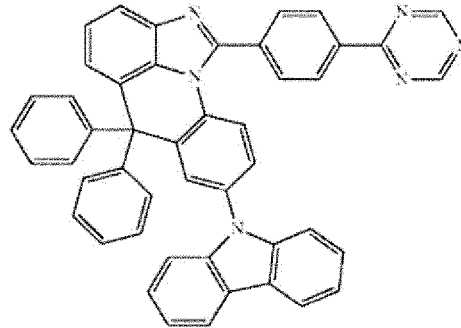


40

45

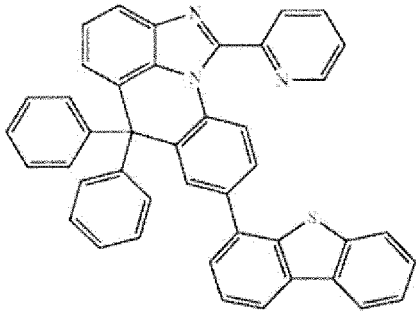


50



55

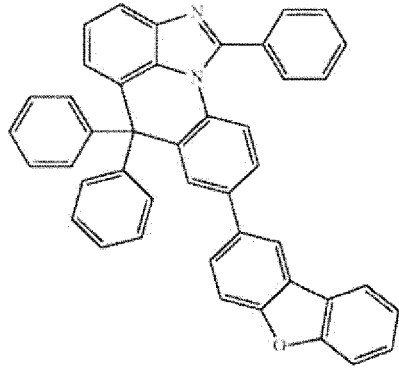
5



10

15

[B-75]

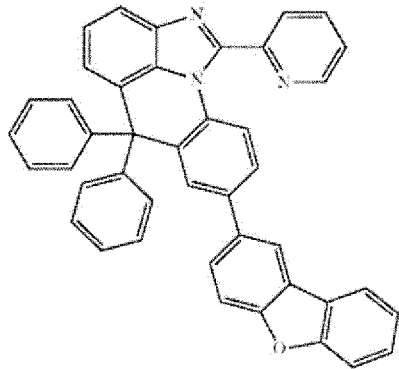
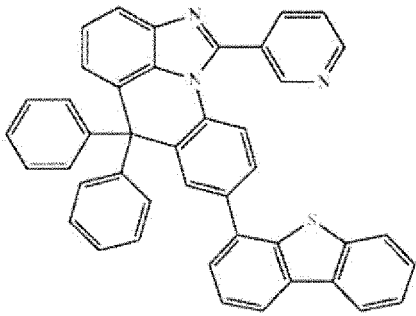


[B-79]

20

25

[B-76]



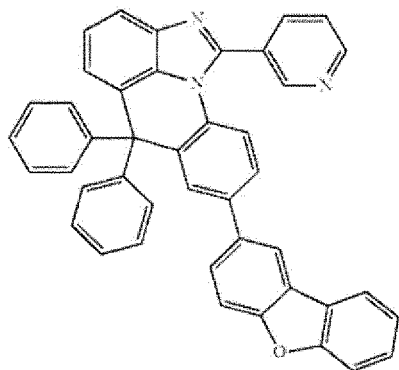
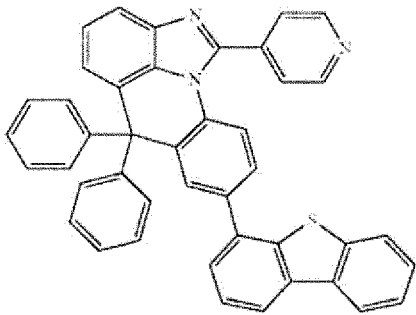
[B-80]

30

35

40

[B-77]



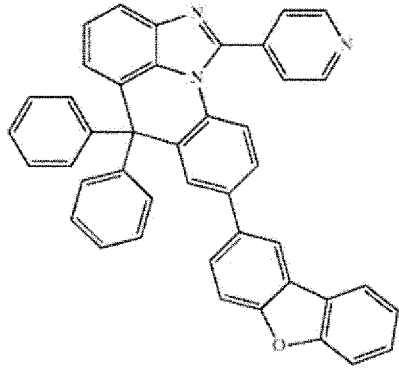
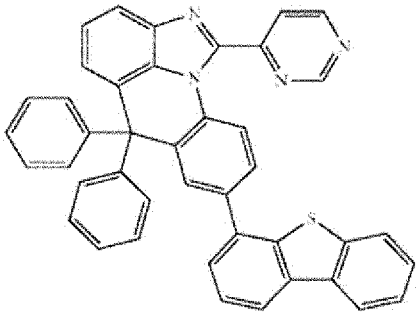
[B-81]

45

50

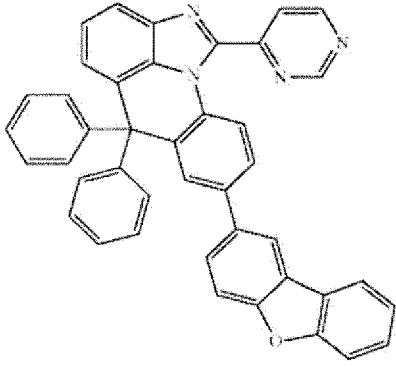
55

[B-78]



[B-82]

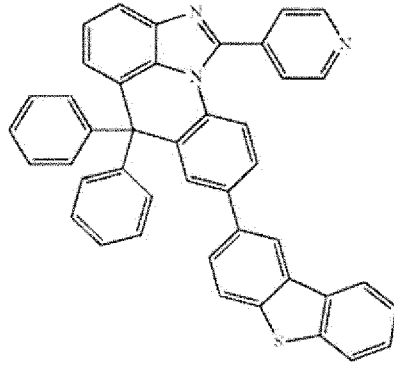
5



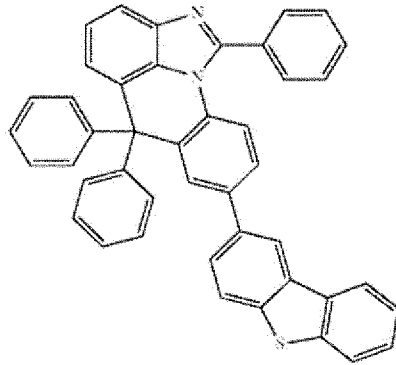
10

[B-83]

[B-87]



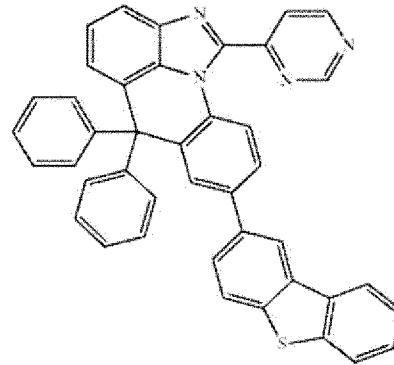
15



20

[B-84]

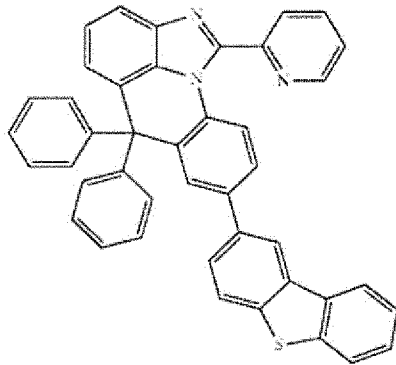
[B-88]



25

[B-85]

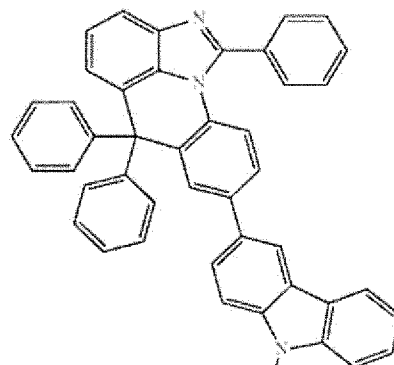
30



35

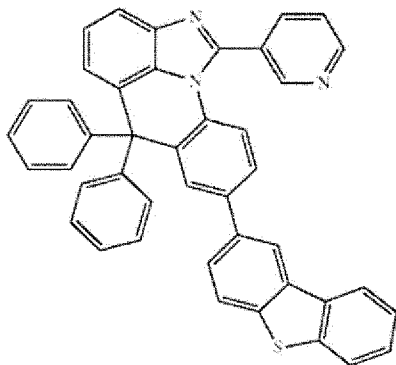
[B-86]

[B-89]



40

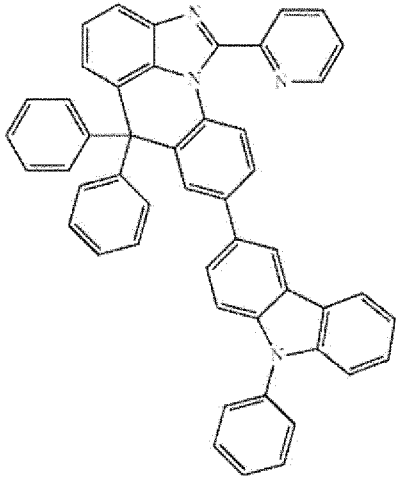
45



50

55

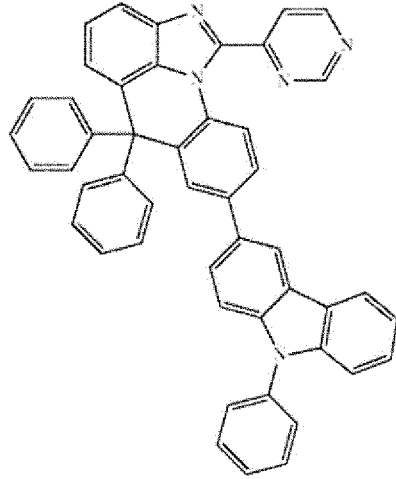
5



[B-90]

10

15



[B-93]

20

25

30

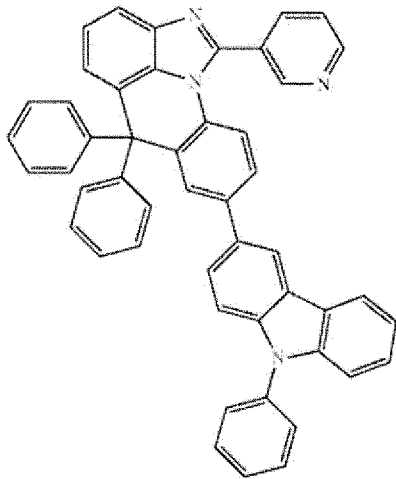
35

40

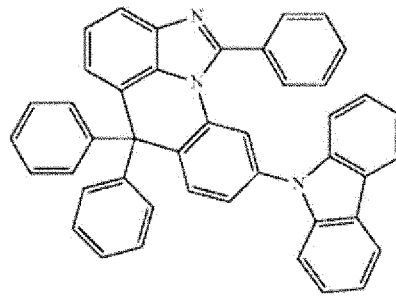
45

50

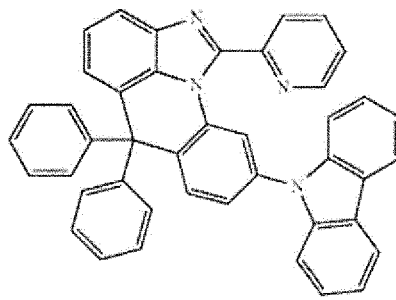
55



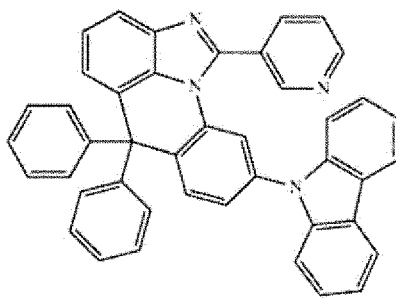
[B-91]



[B-94]



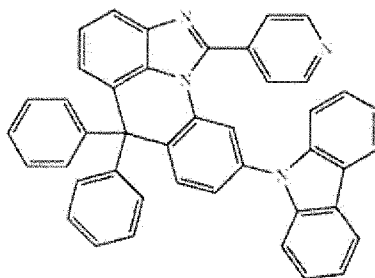
[B-95]



[B-96]

[B-97]

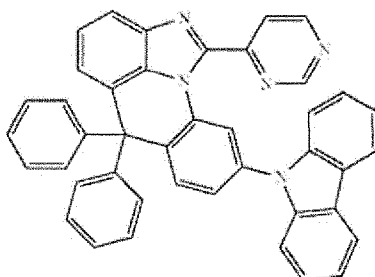
5



10

[B-98]

15



20

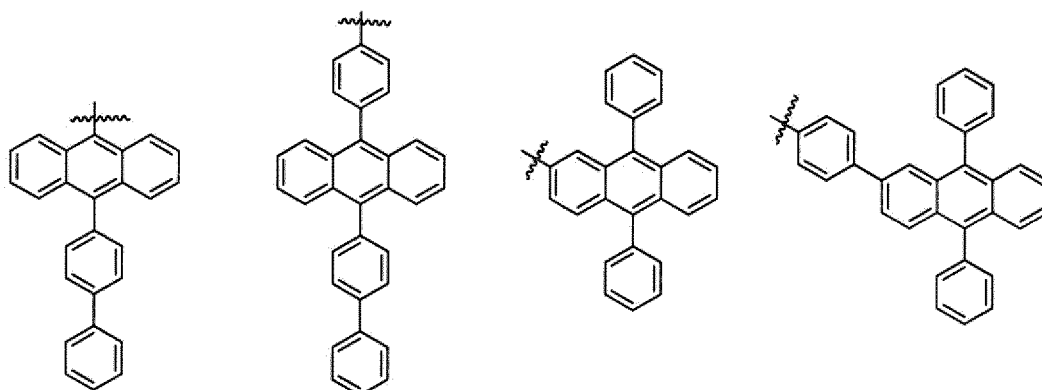
2. A heterocyclic compound according to Claim 1, wherein R1 is deuterium; a substituted or unsubstituted aryl group; or a substituted or unsubstituted alkyl group.
3. A heterocyclic compound according to Claim 1, wherein R, R' and R2 to R8 are the same as or different from each other, and each independently represents hydrogen; a substituted or unsubstituted alkyl group; a substituted or unsubstituted aryl group; or a substituted or unsubstituted phosphine oxide group.
4. A heterocyclic compound according to Claim 1, wherein R2 to R8 are the same as or different from each other, and each independently represents hydrogen; a substituted or unsubstituted phenyl group; a substituted or unsubstituted anthracene group; a substituted or unsubstituted fluorene group; or a substituted or unsubstituted phosphine oxide group.
5. A heterocyclic compound according to Claim 1, wherein R2 to R8 are the same as or different from each other, and each independently represents hydrogen; or any one of the following structures:

25

30

35

40

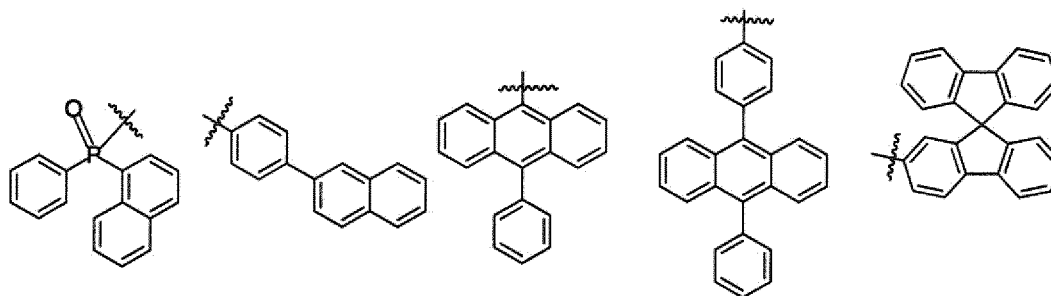


45

50

55

5



10

wherein the structures may be unsubstituted or further substituted with one, two or more substituents selected from deuterium; a halogen group; a nitrile group; a nitro group; a hydroxyl group; a carbonyl group; an ester group; an imide group; an amide group; a substituted or unsubstituted alkyl group; a substituted or unsubstituted cycloalkyl group; a substituted or unsubstituted alkoxy group; a substituted or unsubstituted aryloxy group; a substituted or unsubstituted alkylthioxy group; a substituted or unsubstituted arylthioxy group; a substituted or unsubstituted alkylsulfoxy group; a substituted or unsubstituted arylsulfoxy group; a substituted or unsubstituted alkenyl group; a substituted or unsubstituted silyl group; a substituted or unsubstituted boron group; a substituted or unsubstituted alkylamine group; a substituted or unsubstituted aralkylamine group; a substituted or unsubstituted arylamine group; a substituted or unsubstituted heteroarylamine group; a substituted or unsubstituted arylphosphine group; a substituted or unsubstituted phosphine oxide group; a substituted or unsubstituted aryl group; and a substituted or unsubstituted heteroring group including one or more of N, O and S atoms.

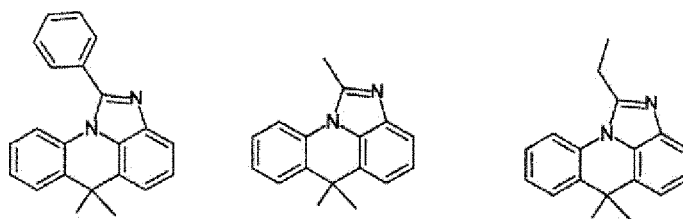
15

20

6. A heterocyclic compound according to Claim 1, wherein the heterocyclic compound represented by Chemical Formula 1 is represented by any one of the following Chemical Formulae 1-1 to 1-25:

25

30



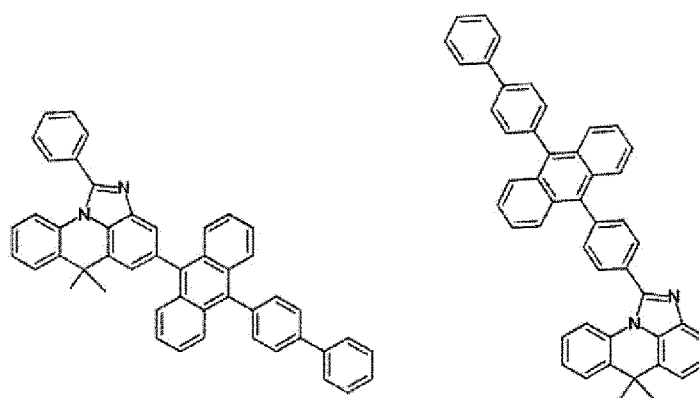
35

[Chemical Formulae 1-1] [Chemical Formulae 1-2] [Chemical Formulae 1-3]

40

45

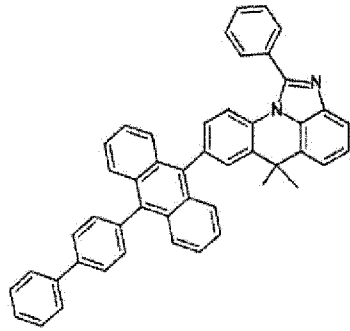
50



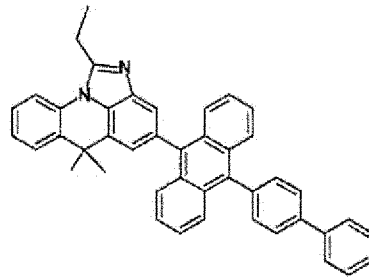
[Chemical Formulae 1-4] [Chemical Formulae 1-5]

55

5



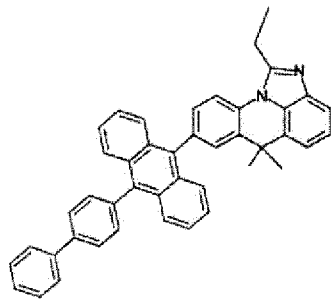
[Chemical Formulae 1-6]



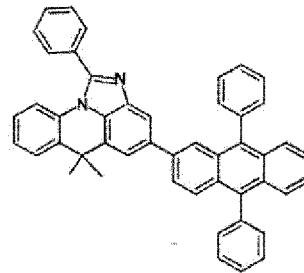
[Chemical Formulae 1-7]

10

15



[Chemical Formulae 1-8]

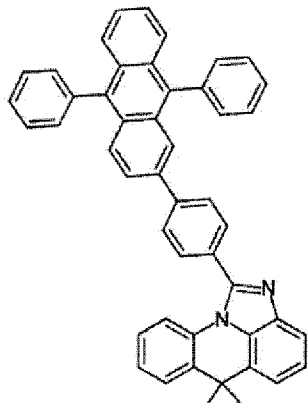


[Chemical Formulae 1-9]

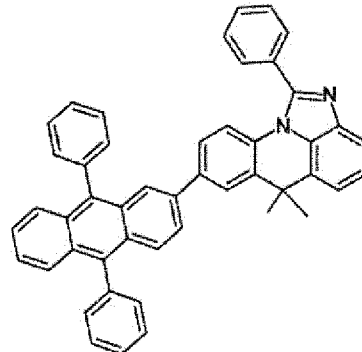
20

25

30



[Chemical Formulae 1-10]



[Chemical Formulae 1-11]

35

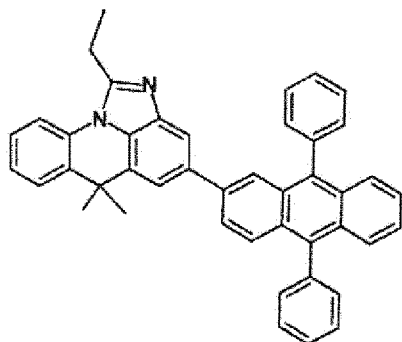
40

45

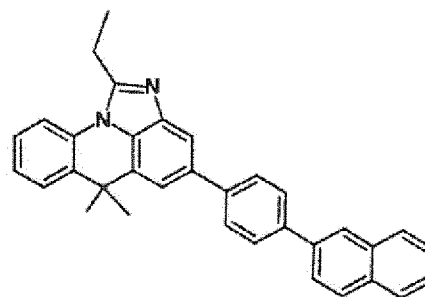
50

55

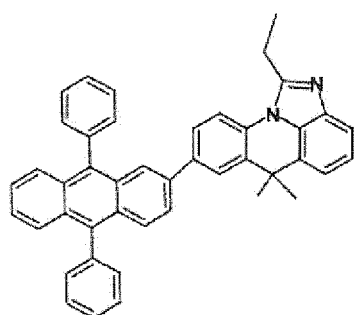
5
10
15
20
25
30
35
40
45
50
55



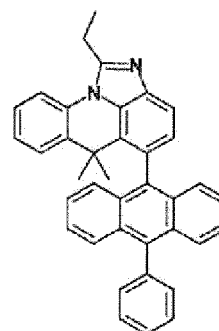
[Chemical Formulae 1-12]



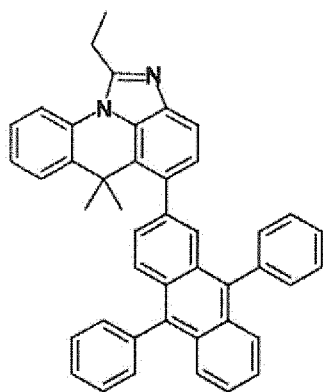
[Chemical Formulae 1-13]



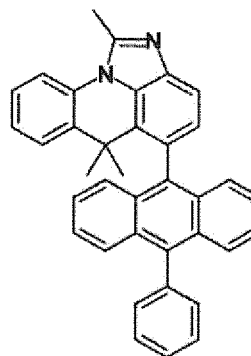
[Chemical Formulae 1-14]



[Chemical Formulae 1-15]

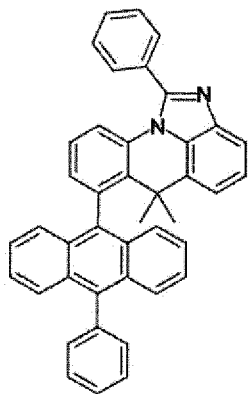


[Chemical Formulae 1-16]

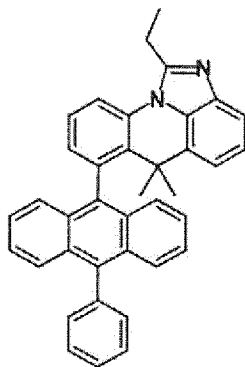


[Chemical Formulae 1-17]

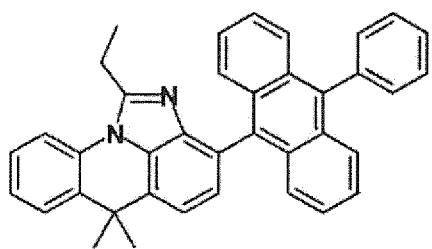
5
10
15
20
25
30
35
40
45
50
55



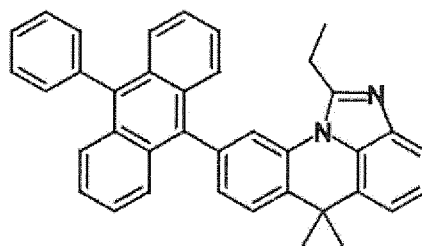
[Chemical Formulae 1-18]



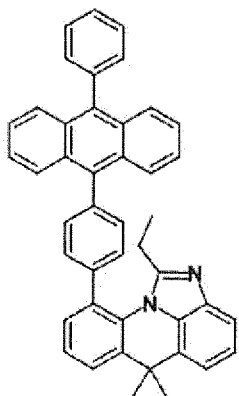
[Chemical Formulae 1-19]



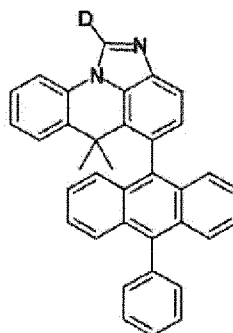
[Chemical Formulae 1-20]



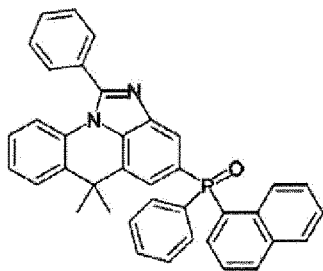
[Chemical Formulae 1-21]



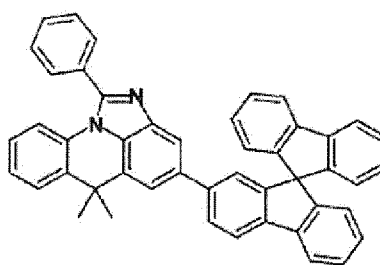
[Chemical Formulae 1-22]



[Chemical Formulae 1-23]



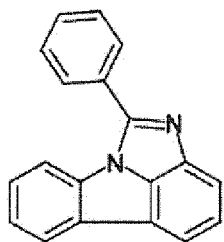
[Chemical Formulae 1-24]



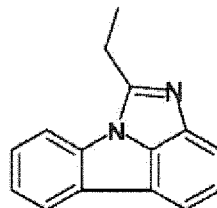
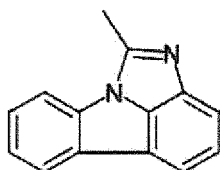
[Chemical Formulae 1-25]

7. A heterocyclic compound according to Claim 1, wherein the heterocyclic compound represented by Chemical Formula 1 is represented by any one of the following Chemical Formulae 2-1 to 2-25:

5



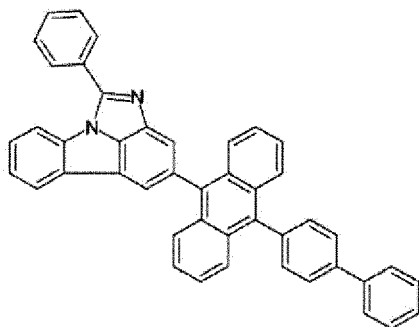
10



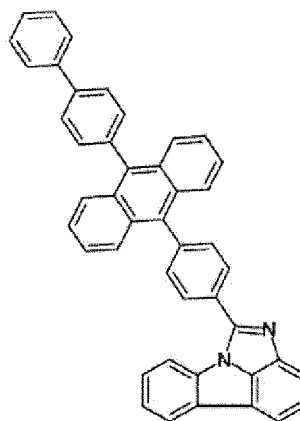
15

[Chemical Formulae 2-1] [Chemical Formulae 2-2] [Chemical Formulae 2-3]

20



25



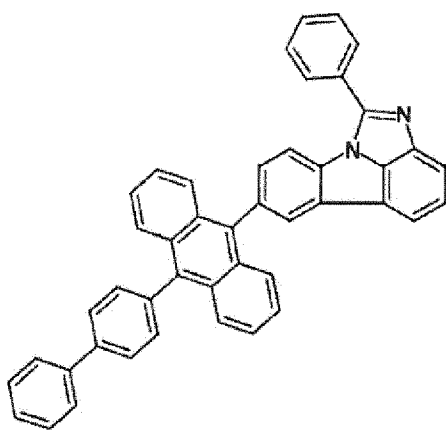
30

[Chemical Formulae 2-4]

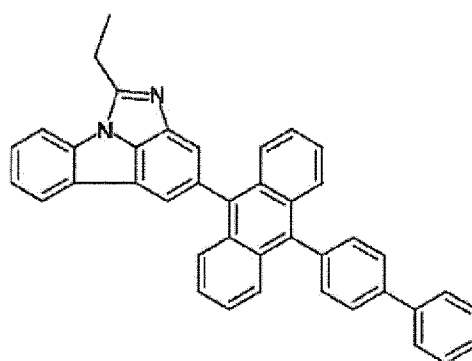
[Chemical Formulae 2-5]

35

40



45



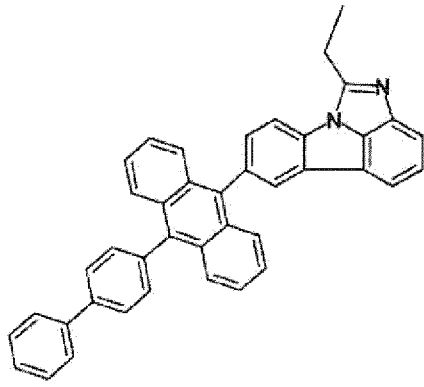
50

[Chemical Formulae 2-6]

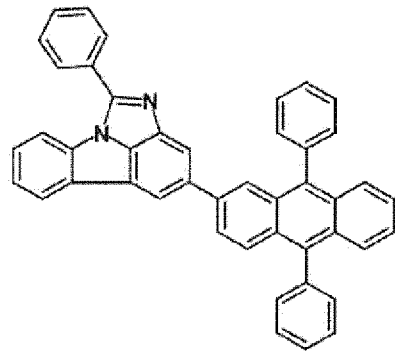
[Chemical Formulae 2-7]

55

5



10

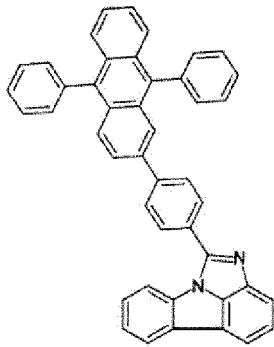


15

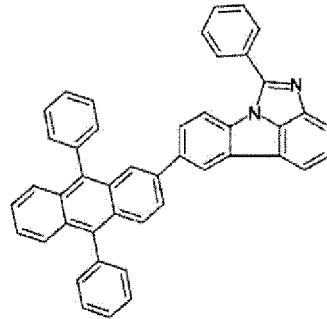
[Chemical Formulae 2-8]

[Chemical Formulae 2-9]

20



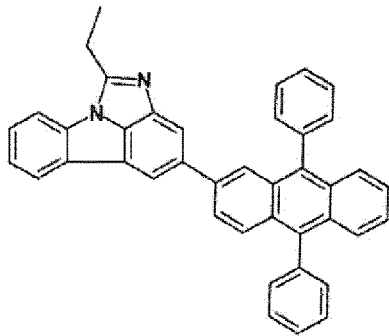
25



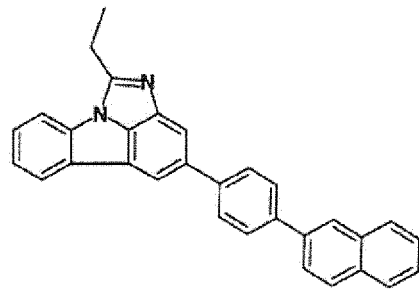
30

[Chemical Formulae 2-10] [Chemical Formulae 2-11]

35



40



45

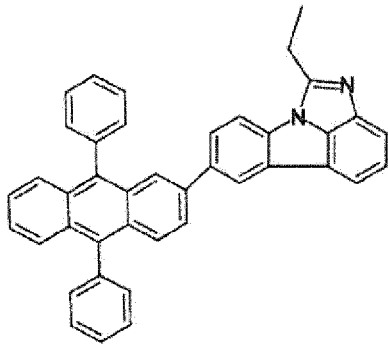
[Chemical Formulae 2-12]

[Chemical Formulae 2-13]

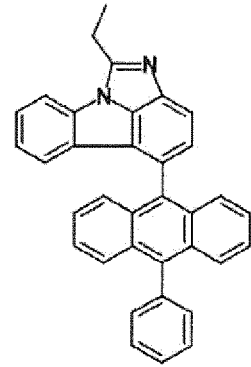
50

55

5



10

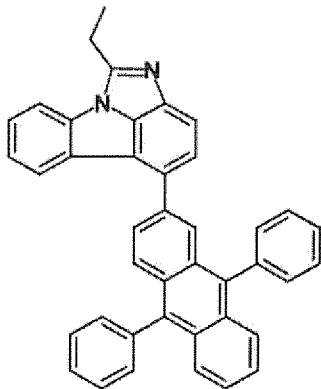


15

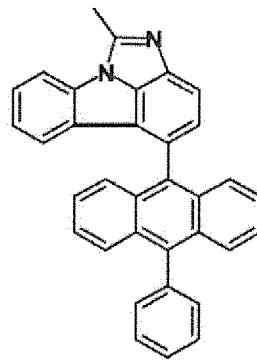
[Chemical Formulae 2-14]

[Chemical Formulae 2-15]

20



25

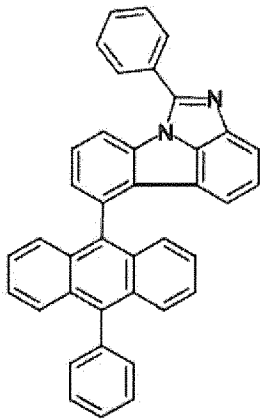


30

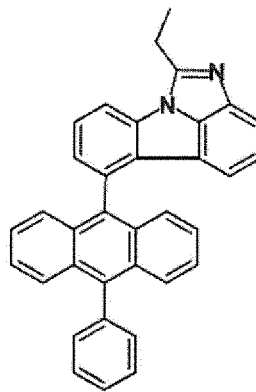
[Chemical Formulae 2-16]

[Chemical Formulae 2-17]

35



40



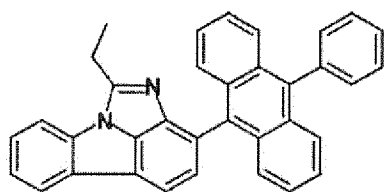
45

[Chemical Formulae 2-18]

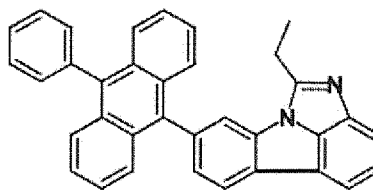
[Chemical Formulae 2-19]

50

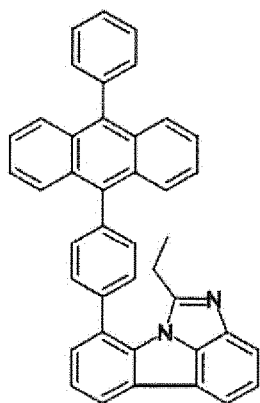
55



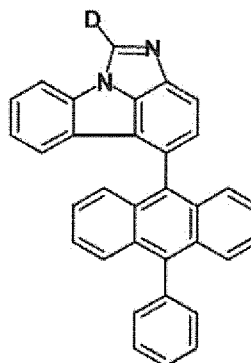
[Chemical Formulae 2-20]



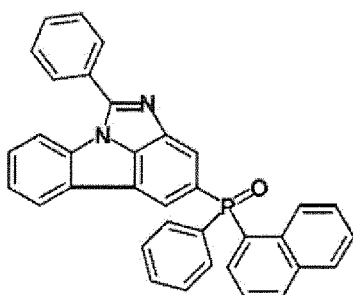
[Chemical Formulae 2-21]



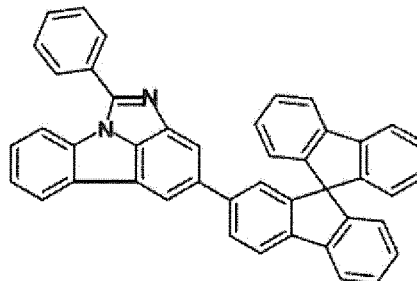
[Chemical Formulae 2-22]



[Chemical Formulae 2-23]



[Chemical Formulae 2-24]



[Chemical Formulae 2-25]

8. An organic light emitting device comprising:

a first electrode;
 a second electrode provided opposite to the first electrode; and
 one or more organic material layers including a light emitting layer provided between the first electrode and the second electrode,
 wherein one or more layers of the organic material layers include the heterocyclic compound as defined in any of Claims 1-7.

9. An organic light emitting device according to Claim 8, wherein the organic material layer includes an electron transfer layer, an electron injection layer or a layer carrying out electron transfer and electron injection at the same time, and the electron transfer layer, the electron injection layer or the layer carrying out electron transfer and electron injection at the same time includes the heterocyclic compound.

10. An organic light emitting device according to Claim 9, wherein the electron transfer layer, the electron injection layer

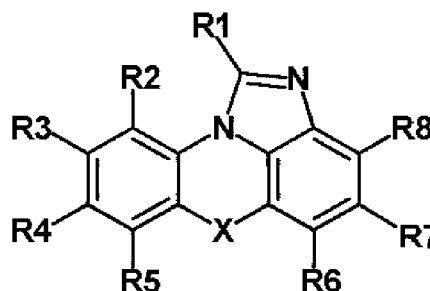
or the layer carrying out electron transfer and electron injection at the same time is formed only with the heterocyclic compound.

- 5 11. An organic light emitting device according to Claim 9, wherein the electron transfer layer, the electron injection layer or the layer carrying out electron transfer and electron injection at the same time includes the heterocyclic compound as a p-type host, and an n-type dopant as a dopant.
- 10 12. An organic light emitting device according to Claim 11, wherein the n-type dopant includes alkali metals, alkali metal compounds, alkaline earth metals, or alkaline earth metal compounds or combinations thereof.
- 15 13. An organic light emitting device according to Claim 8, wherein the light emitting layer includes the heterocyclic compound.
- 20 14. An organic light emitting device according to Claim 13, wherein the light emitting layer includes the heterocyclic compound as a host, and a phosphorous dopant compound as a dopant.
15. An organic light emitting device according to Claim 8, wherein the organic material layer further includes one, two or more layers selected from a hole injection layer, a hole transfer layer, an electron transfer layer, an electron injection layer, an electron blocking layer and a hole blocking layer.

Patentansprüche

- 25 1. Heterocyclische Verbindung der nachstehenden Chemischen Formel 1:

[Chemische Formel 1]



40 worin

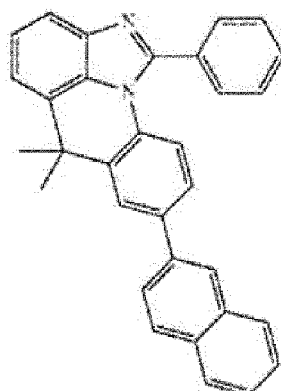
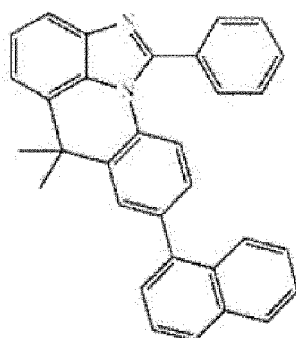
X eine direkte Bindung oder CRR' ist;

R1 Deuterium; eine Halogengruppe; eine Nitrilgruppe; eine Nitrogruppe; eine Hydroxylgruppe; eine Carbonylgruppe; eine Estergruppe; eine Imidgruppe; eine Amidgruppe; eine substituierte oder unsubstituierte Alkylgruppe; eine substituierte oder unsubstituierte Cycloalkylgruppe; eine substituierte oder unsubstituierte Alkoxygruppe; eine substituierte oder unsubstituierte Aryloxygruppe; eine substituierte oder unsubstituierte Alkylthioxygruppe; eine substituierte oder unsubstituierte Arylthioxygruppe; eine substituierte oder unsubstituierte Alkylsulfoxygruppe; eine substituierte oder unsubstituierte Arylsulfoxygruppe; eine substituierte oder unsubstituierte Alkenylgruppe; eine substituierte oder unsubstituierte Silylgruppe; eine substituierte oder unsubstituierte Borgruppe; eine substituierte oder unsubstituierte Alkylamingruppe; eine substituierte oder unsubstituierte Aralkylamingruppe; eine substituierte oder unsubstituierte Arylamingruppe; eine substituierte oder unsubstituierte Heteroarylamingruppe; eine substituierte oder unsubstituierte Arylphosphingruppe; eine substituierte oder unsubstituierte Phosphinoxidgruppe; eine substituierte oder unsubstituierte Arylgruppe oder eine substituierte oder unsubstituierte Heteroringgruppe, einschliesslich einem oder mehreren N-, O- und S-Atom(en), ist und R, R' und R2 bis R8 gleich oder voneinander verschieden sind und jeweils unabhängig Wasserstoff; Deuterium; eine Halogengruppe; eine Nitrilgruppe; eine Nitrogruppe; eine Hydroxylgruppe; eine Carbonylgruppe; eine Estergruppe; eine Imidgruppe; eine Amidgruppe; eine substituierte oder unsubstituierte Alkylgruppe; eine substituierte oder unsubstituierte Cycloalkylgruppe; eine substituierte oder unsubstituierte Alkoxygruppe; eine sub-

EP 3 053 984 B1

stituierte oder unsubstituierte Aryloxygruppe; eine substituierte oder unsubstituierte Alkylthioxygruppe; eine substituierte oder unsubstituierte Arylthioxygruppe; eine substituierte oder unsubstituierte Alkylsulfoxygruppe; eine substituierte oder unsubstituierte Arylsulfoxygruppe; eine substituierte oder unsubstituierte Alkenylgruppe; eine substituierte oder unsubstituierte Silylgruppe; eine substituierte oder unsubstituierte Borgruppe; eine substituierte oder unsubstituierte Alkylamingruppe; eine substituierte oder unsubstituierte Aalkylamingruppe; eine substituierte oder unsubstituierte Arylamingruppe; eine substituierte oder unsubstituierte Heteroarylamingruppe; eine substituierte oder unsubstituierte Arylphosphingruppe; eine substituierte oder unsubstituierte Phosphinoxidgruppe; eine substituierte oder unsubstituierte Arylgruppe oder eine substituierte oder unsubstituierte Heteroringgruppe, einschliesslich einem oder mehreren N-, O- und S-Atom(en), darstellen oder benachbarte Gruppen unter R, R' und R2 bis R8 miteinander verbunden sind, um einen aliphatischen Ring, einen aromatischen Ring, einen aliphatischen Heteroring oder einen aromatischen Heteroring zu bilden oder eine Spirobindung zu bilden,

mit der Massgabe, dass die heterocyclische Verbindung nicht eine der nachstehenden Verbindungen ist:



5

10

15

20

25

30

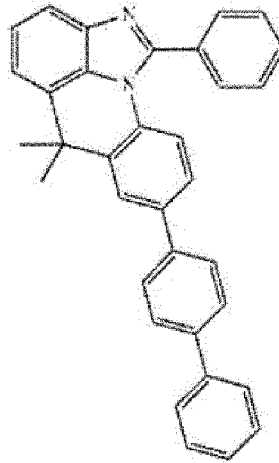
35

40

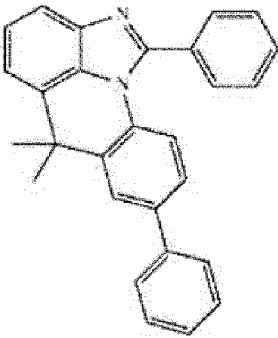
45

50

55

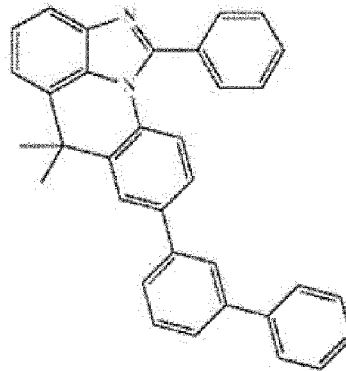


[A-1]

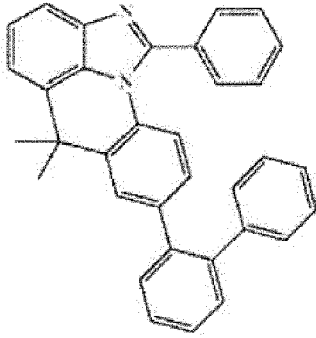


[A-1]

[A-1]

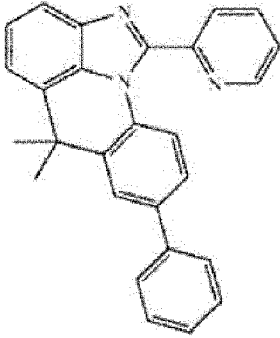


5



10

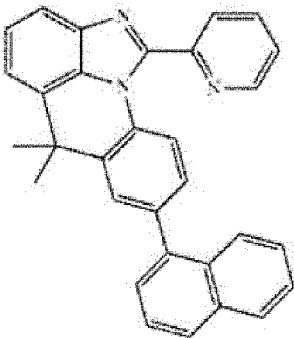
15



20

25

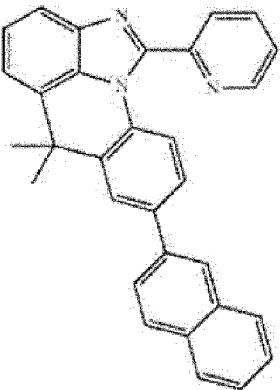
30



35

40

45

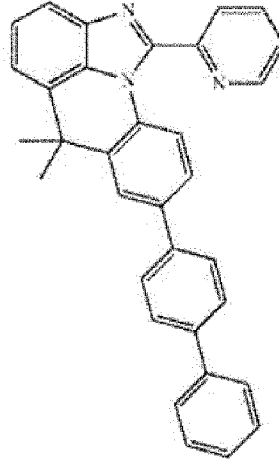


50

55

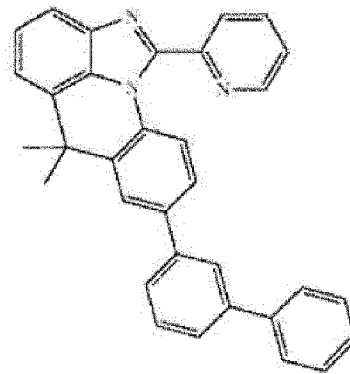
[A-6]

[A-10]



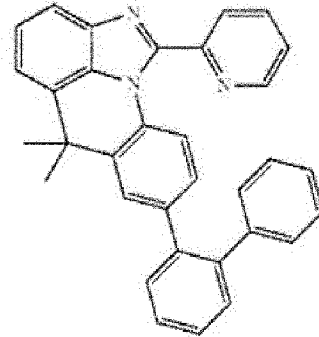
[A-7]

[A-11]



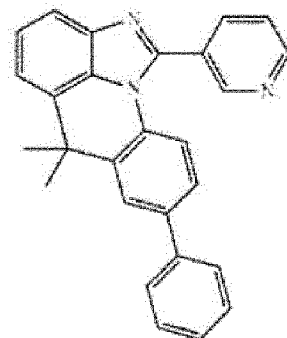
[A-8]

[A-12]

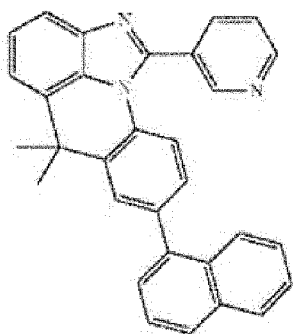


[A-9]

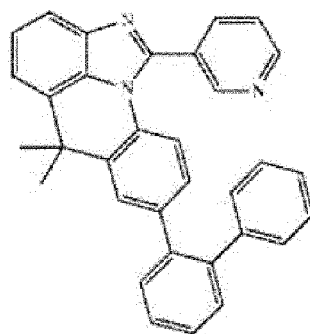
[A-13]



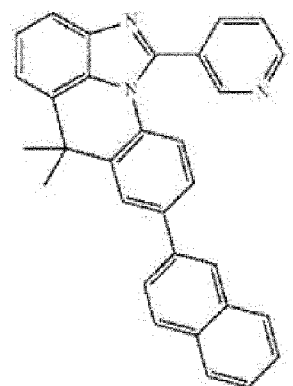
5
10
15
20
25
30
35
40
45
50
55



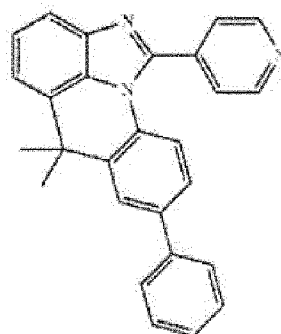
[A-14]



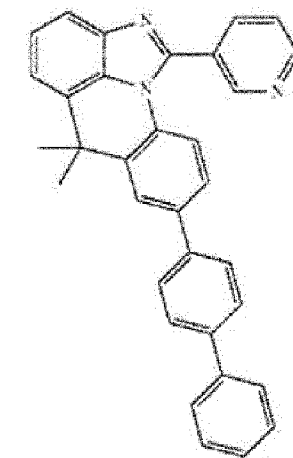
[A-18]



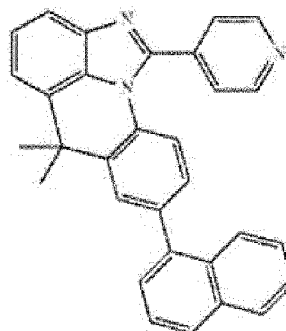
[A-15]



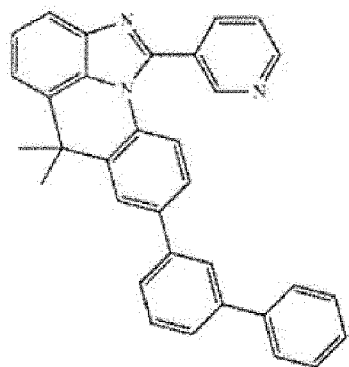
[A-19]



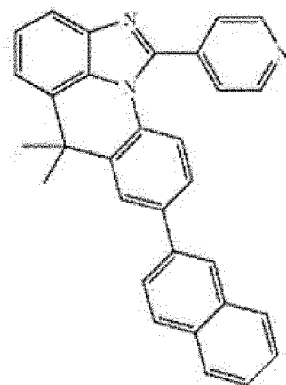
[A-16]



[A-20]

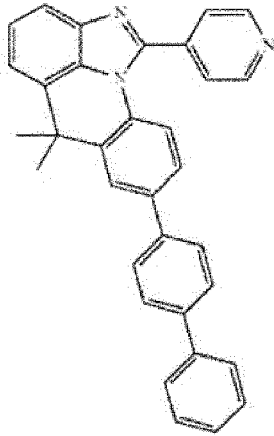


[A-17]



[A-21]

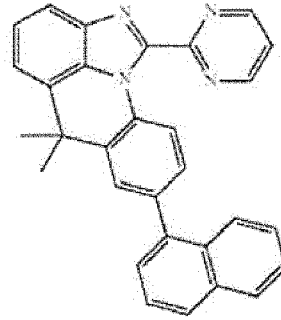
5



10

15

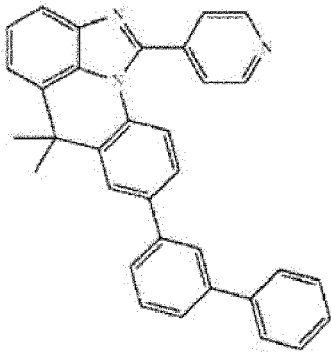
[A-32]



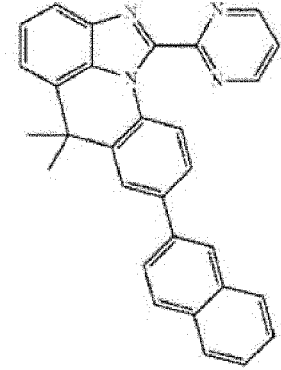
[A-36]

20

25



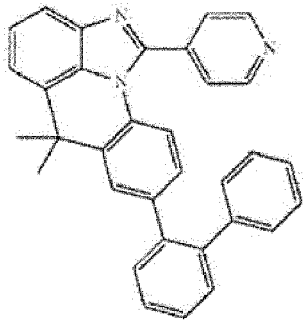
[A-23]



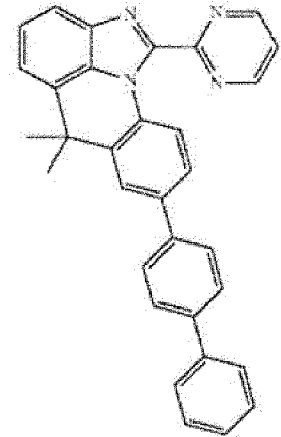
[A-27]

30

35



[A-24]



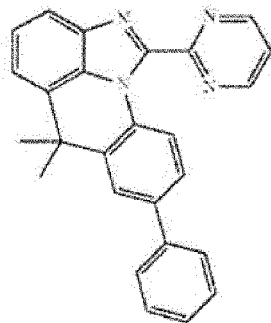
[A-28]

40

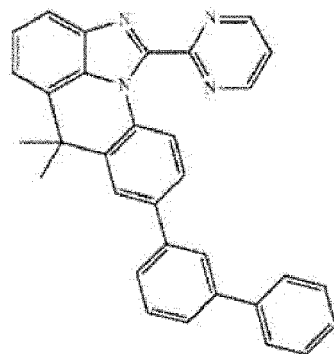
45

50

[A-25]

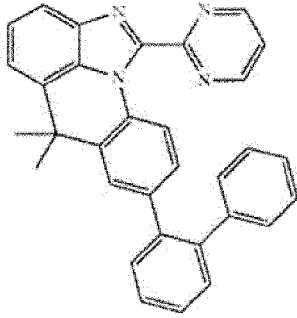


[A-29]



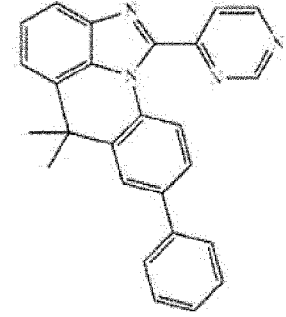
55

5



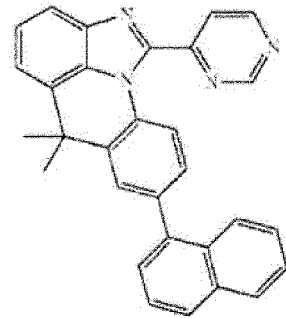
10

15



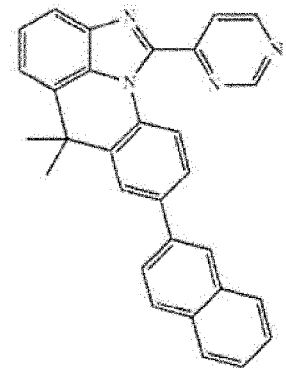
20

25



35

40

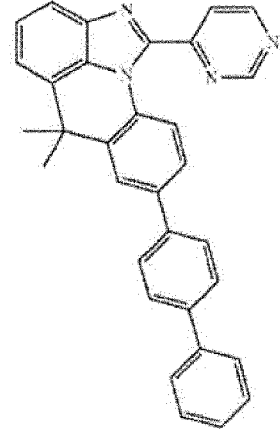


45

50

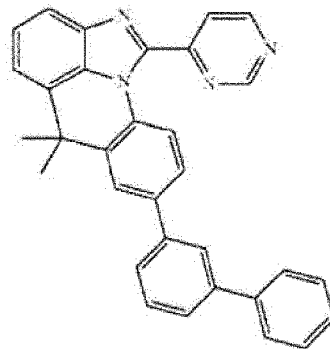
55

[A-30]



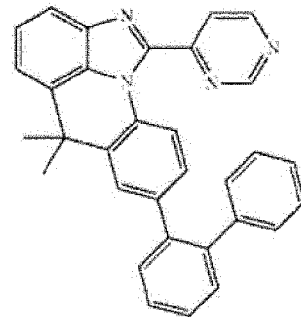
[A-34]

[A-31]



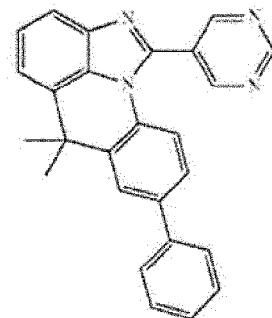
[A-35]

[A-32]



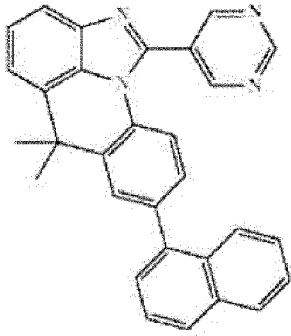
[A-36]

[A-33]



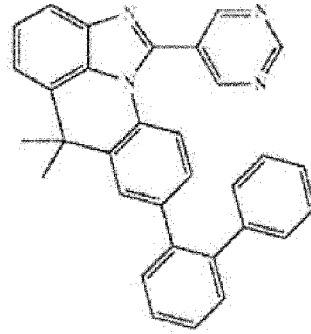
[A-37]

5



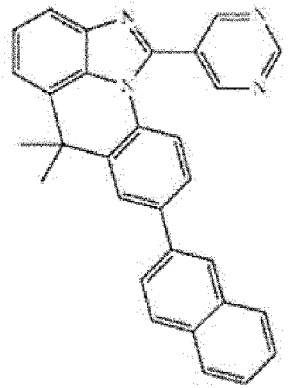
10

[A-38]



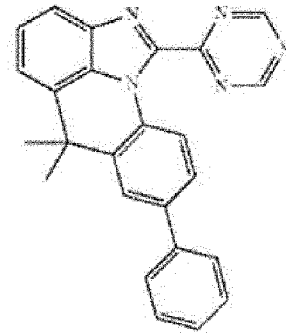
[A-42]

15



[A-39]

20

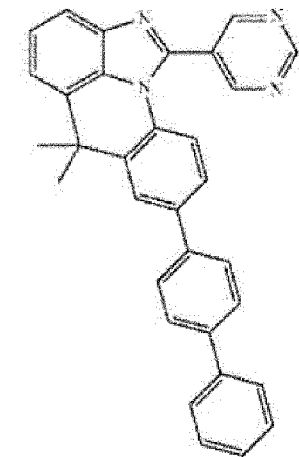


[A-43]

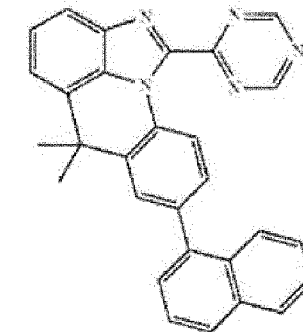
25

[A-40]

30



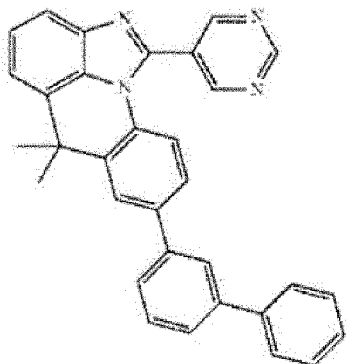
35



[A-44]

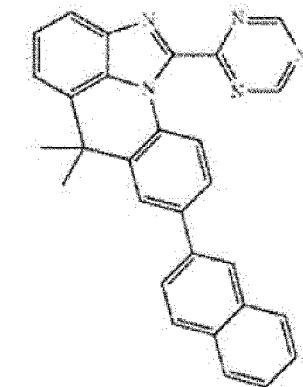
40

45



[A-41]

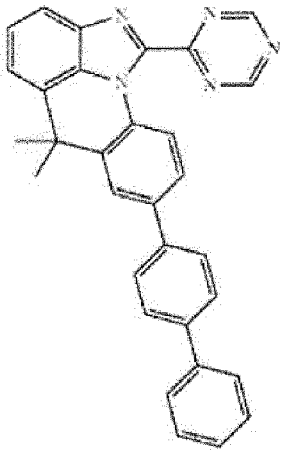
50



[A-45]

55

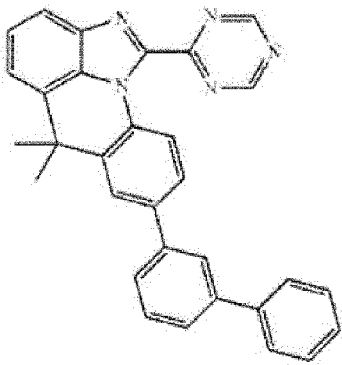
5



10

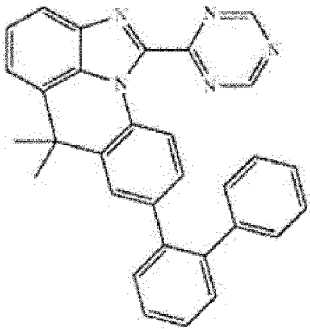
15

20



25

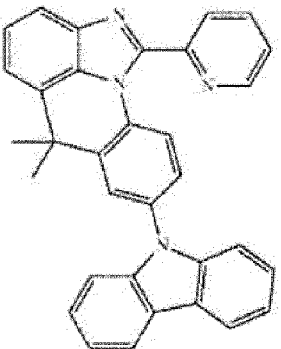
30



35

40

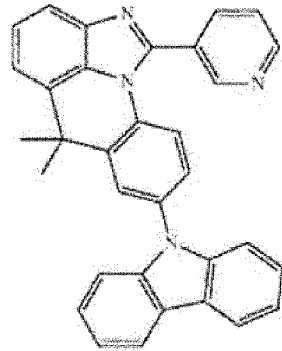
45



50

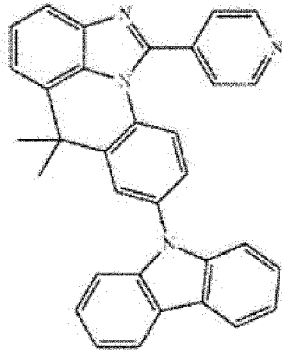
55

[A-46]



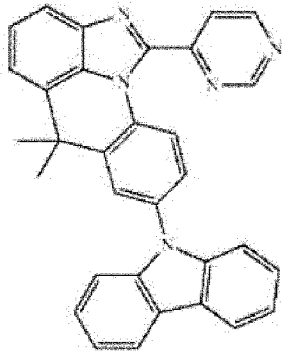
[A-50]

[A-47]



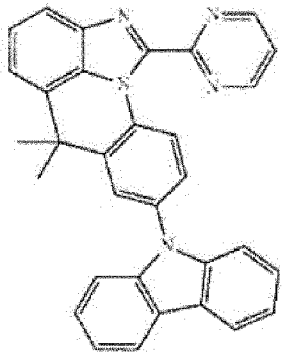
[A-51]

[A-48]



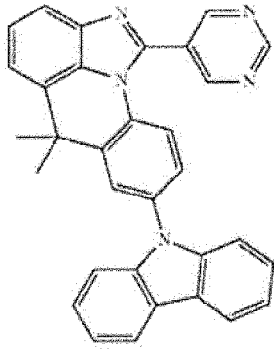
[A-52]

[A-49]



[A-53]

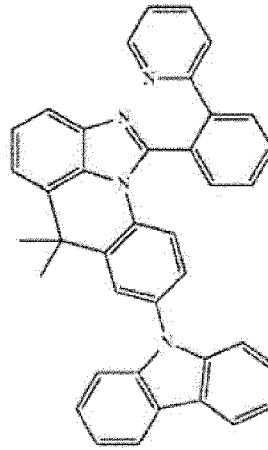
5



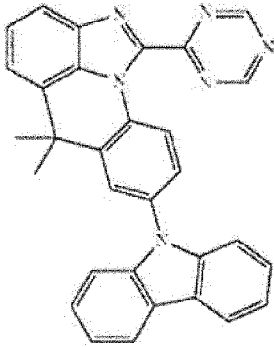
[A-54]

[A-58]

10

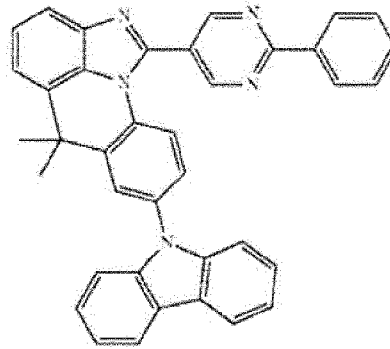


15



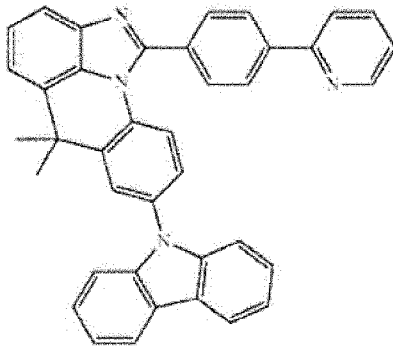
[A-55]

20



[A-59]

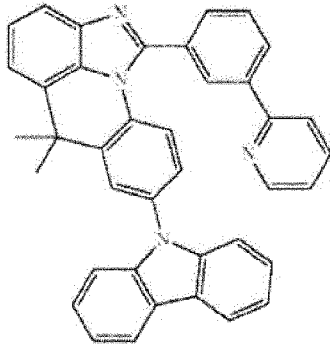
25



[A-56]

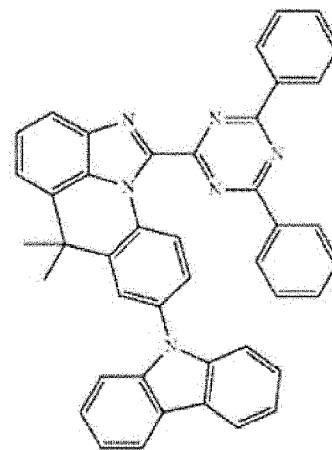
30

35



[A-57]

40



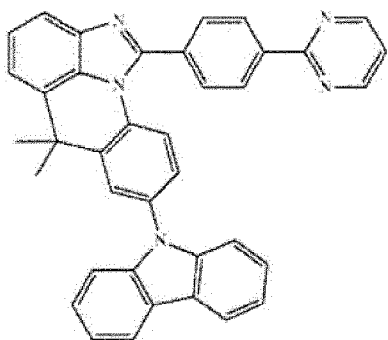
[A-60]

45

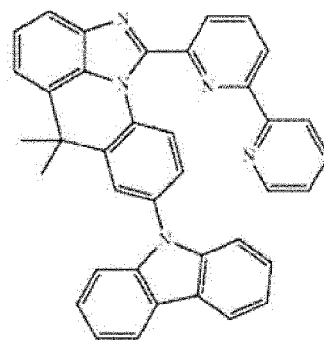
50

55

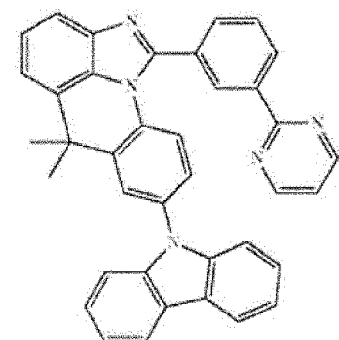
5
10
15
20
25
30
35
40
45
50
55



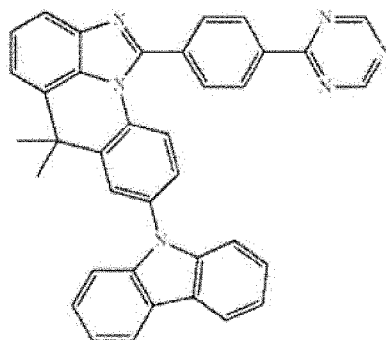
[A-61]



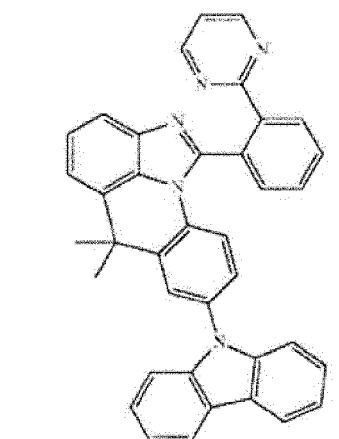
[A-65]



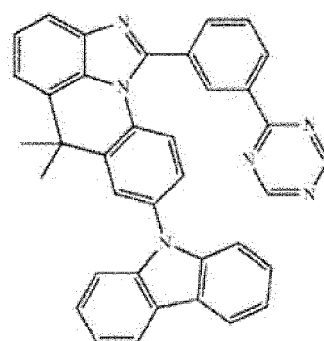
[A-62]



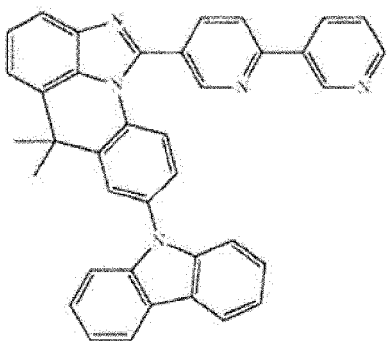
[A-66]



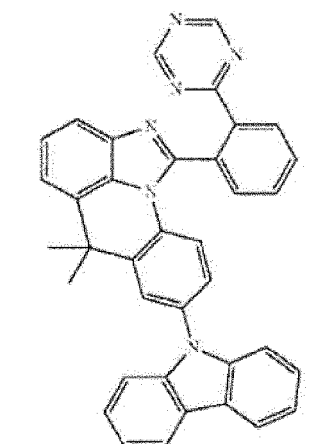
[A-63]



[A-67]

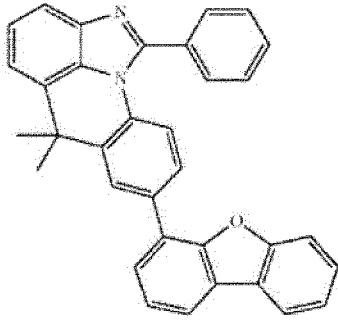


[A-64]



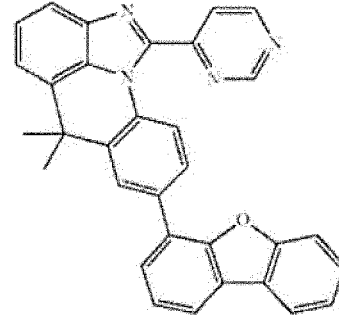
[A-68]

5



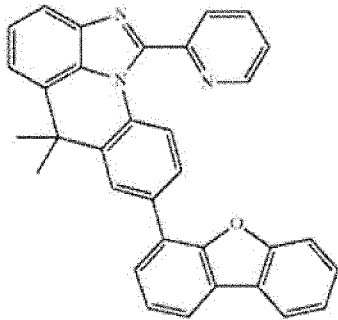
[A-69]

[A-73]



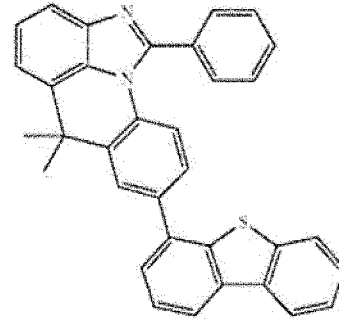
10

15



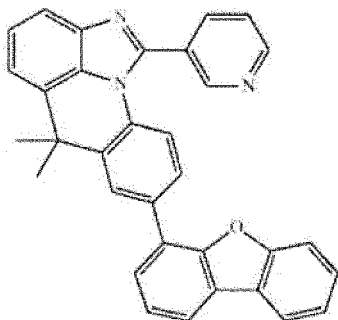
[A-70]

[A-74]



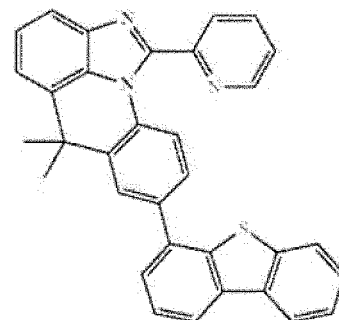
20

25



[A-71]

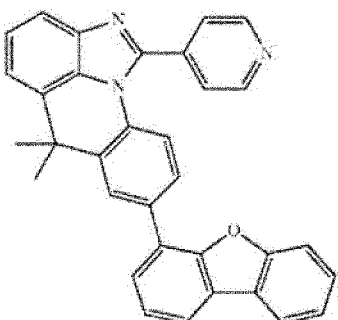
[A-75]



30

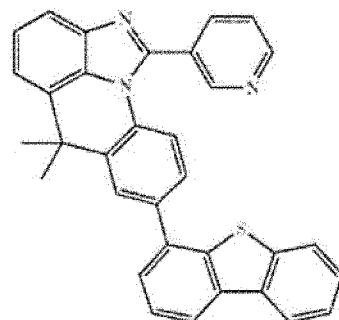
35

40



[A-72]

[A-76]

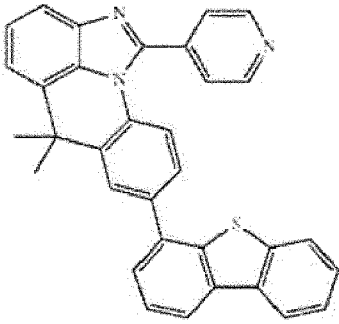


45

50

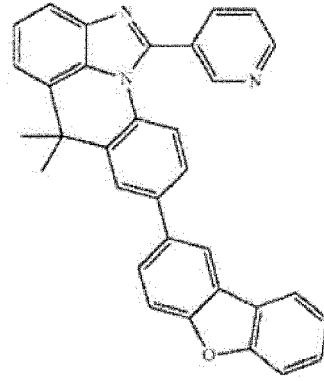
55

5



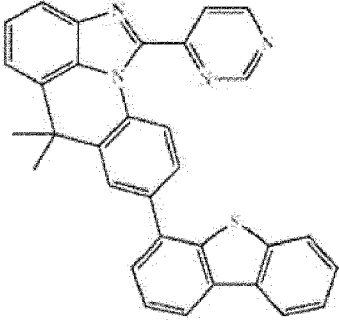
10

[A-77]

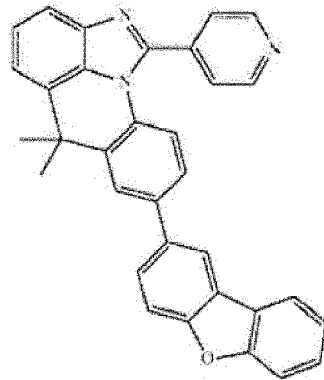


[A-81]

15



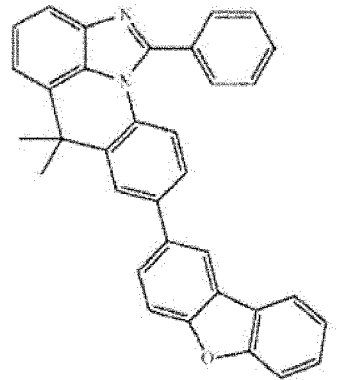
[A-78]



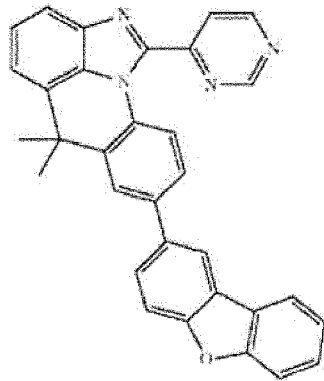
[A-82]

20

25



[A-79]

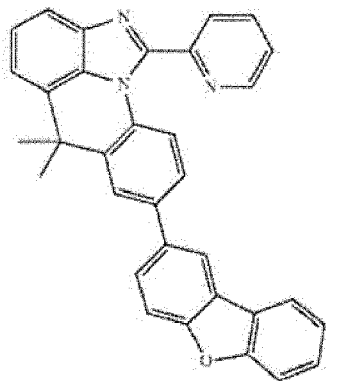


[A-83]

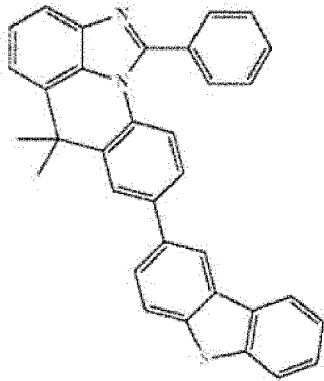
30

35

40



[A-80]



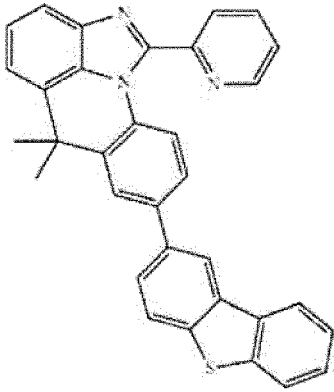
[A-84]

45

50

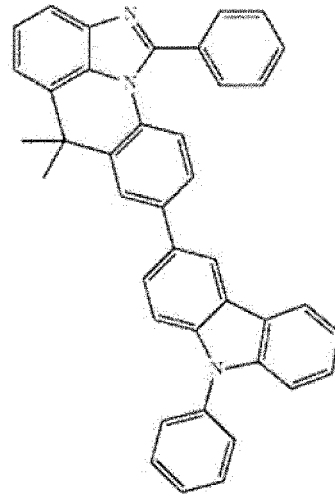
55

5



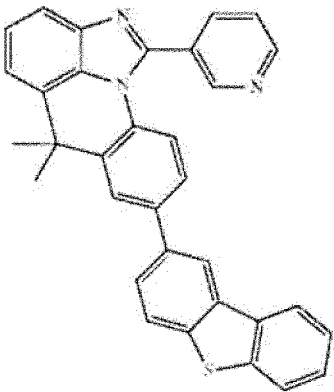
10

[A-85]

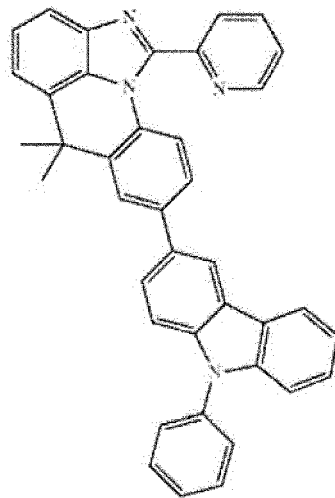


[A-89]

15



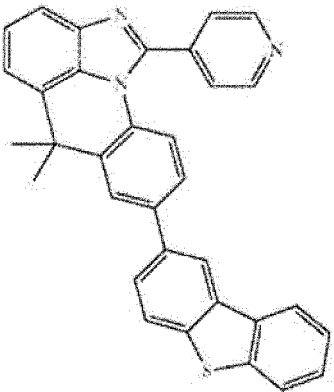
[A-86]



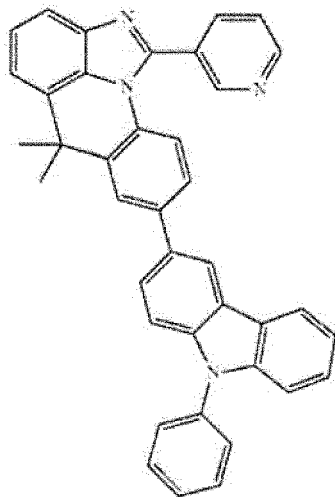
[A-90]

20

25



[A-87]

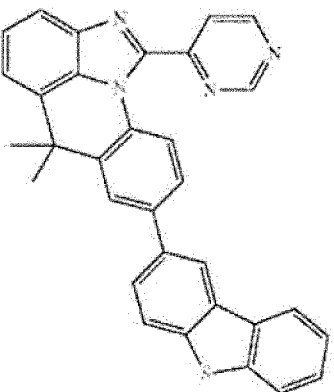


[A-91]

30

35

40



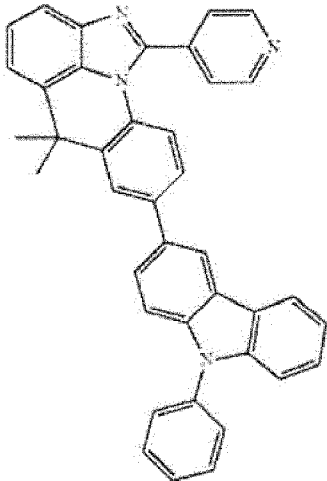
[A-88]

45

50

55

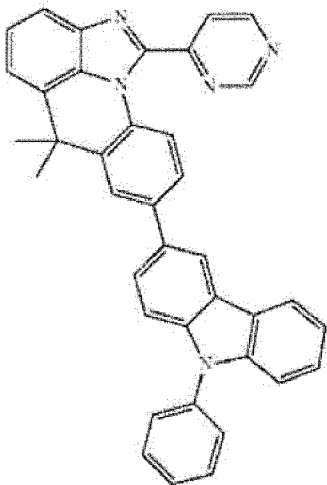
5



10

15

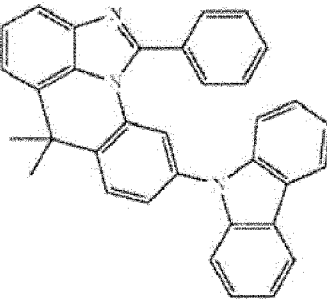
20



25

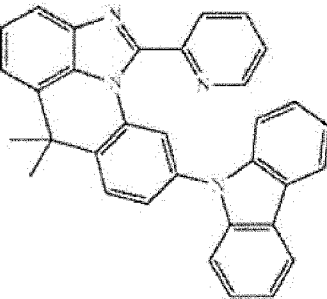
30

35



40

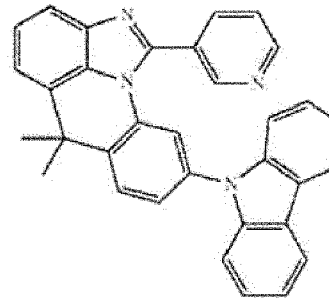
45



50

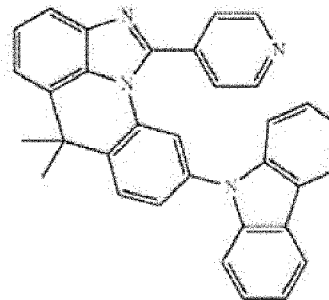
55

[A-92]



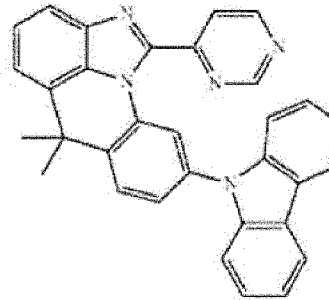
[A-96]

[A-93]



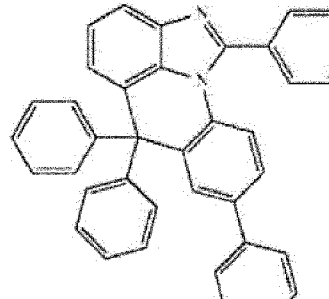
[A-97]

[A-94]

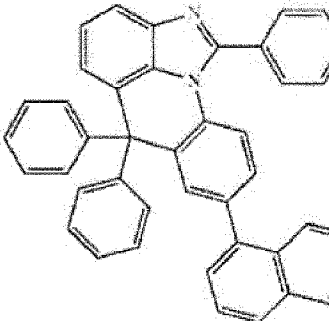


[A-98]

[A-95]

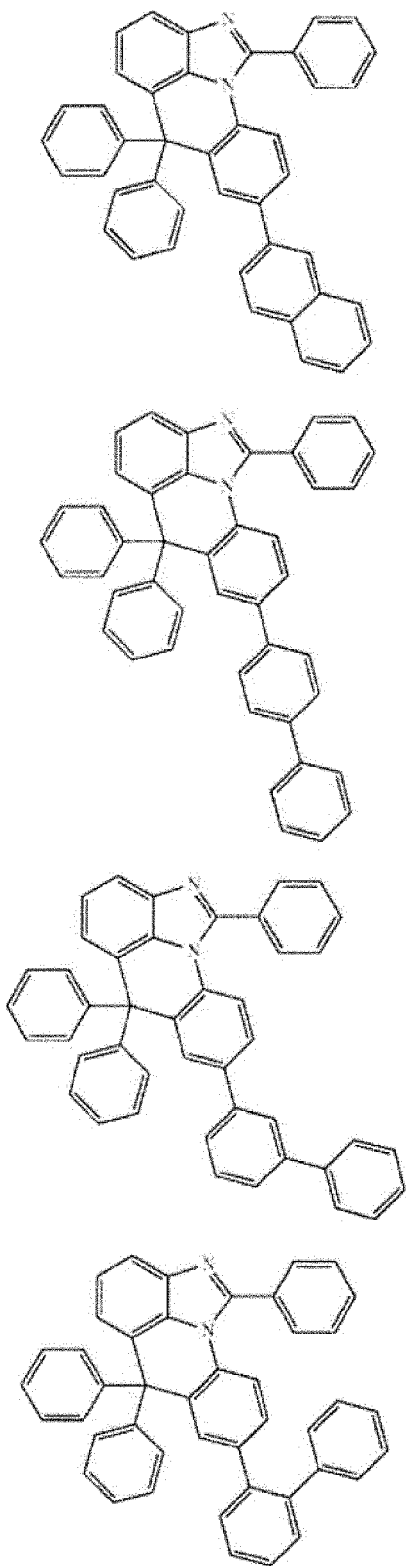


[B-1]

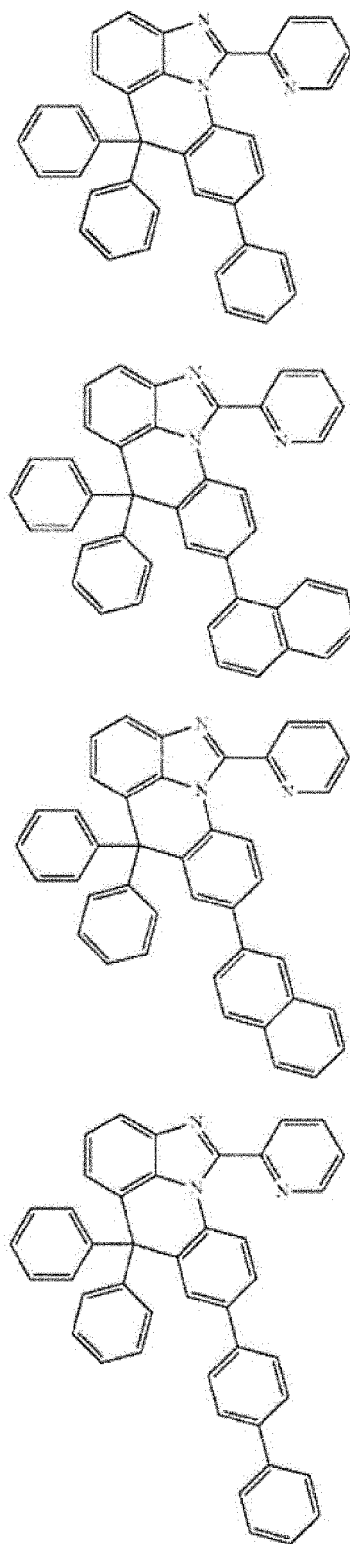


[B-2]

5
10
15
20
25
30
35
40
45
50
55

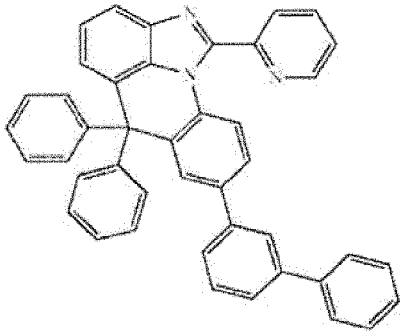


[B-3]
[B-4]
[B-5]
[B-6]



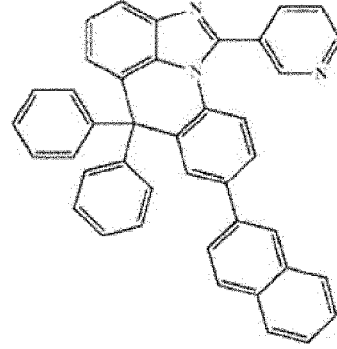
[B-7]
[B-8]
[B-9]
[B-10]

5



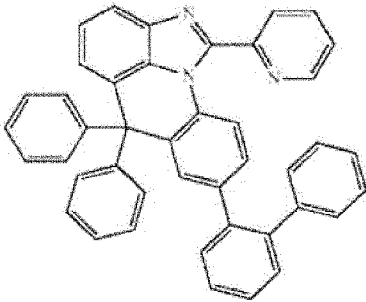
[B-11]

[B-15]



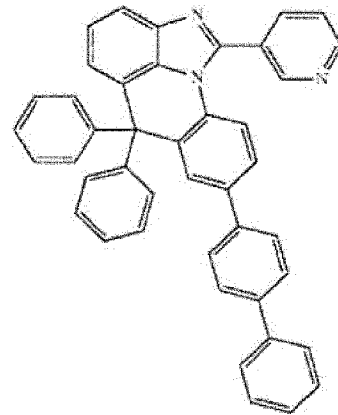
10

15



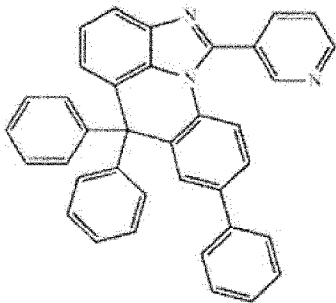
[B-12]

[B-16]



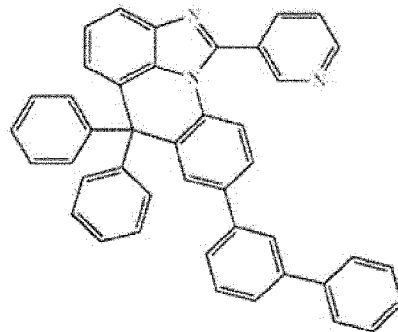
20

25



[B-13]

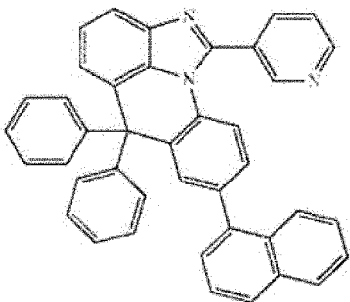
[B-17]



30

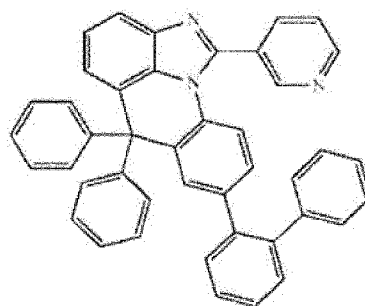
35

40



[B-14]

[B-18]

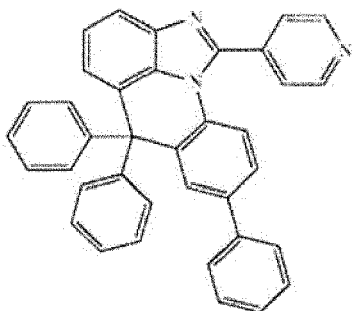


45

50

55

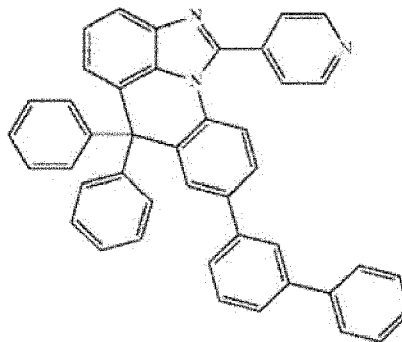
5



[B-19]

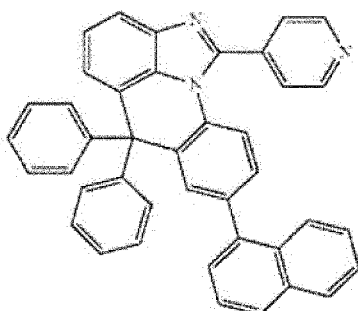
[B-20]

10



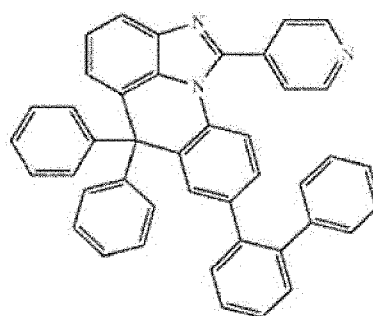
[B-20]

15



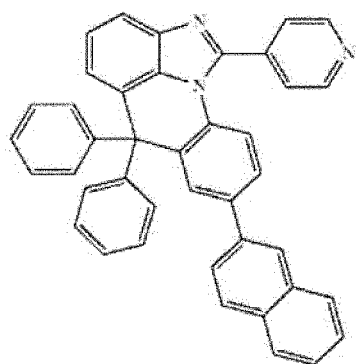
[B-24]

20



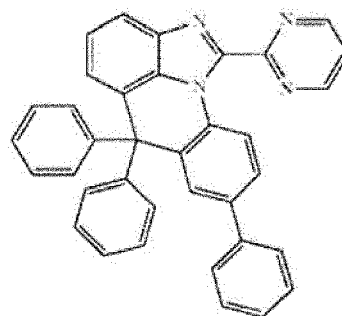
[B-21]

25



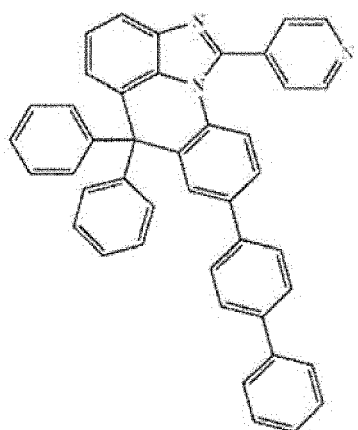
[B-25]

30



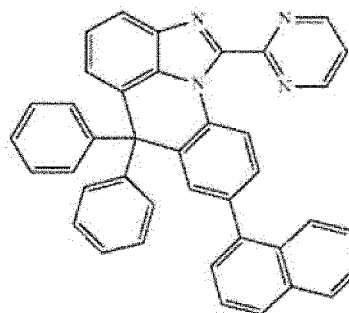
[B-22]

35



[B-26]

40

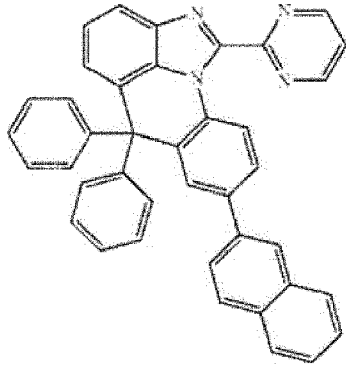


45

50

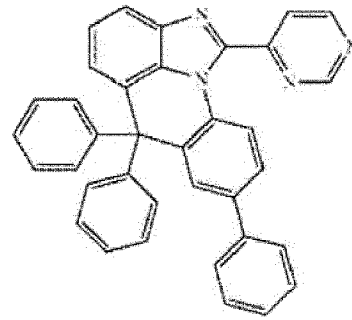
55

5



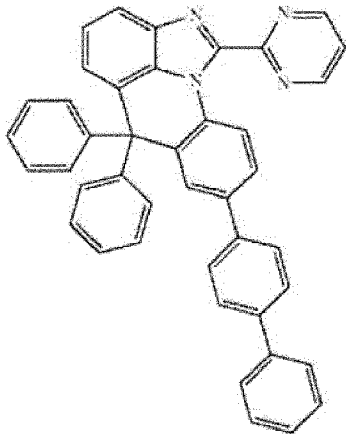
[B-27]

[B-31]



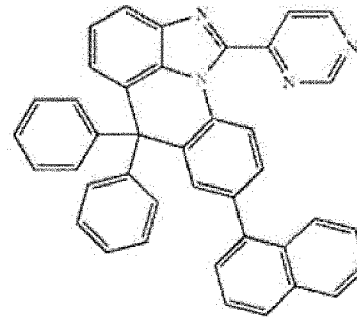
10

15



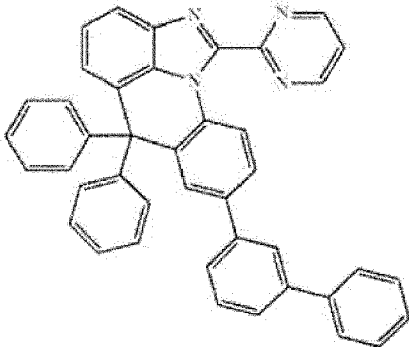
[B-28]

[B-32]



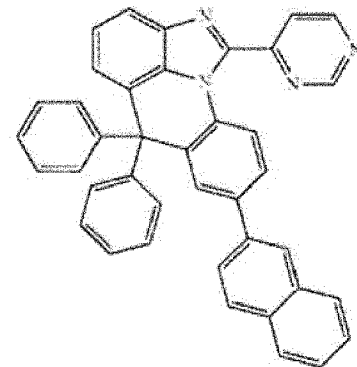
20

25



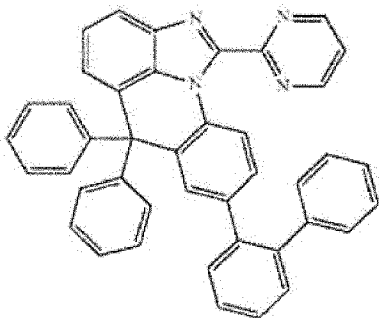
[B-29]

[B-33]



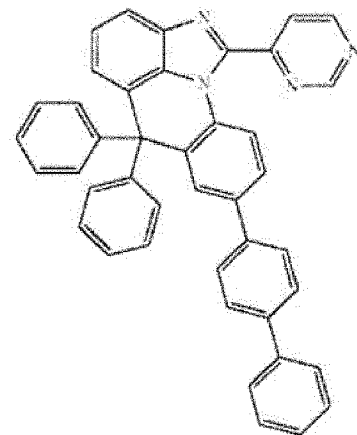
30

35



[B-30]

[B-34]



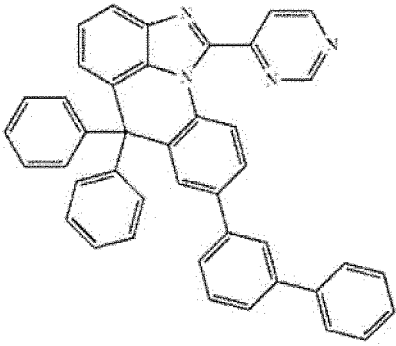
40

45

50

55

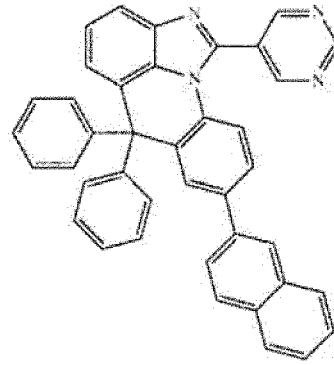
5



10

15

[B-35]

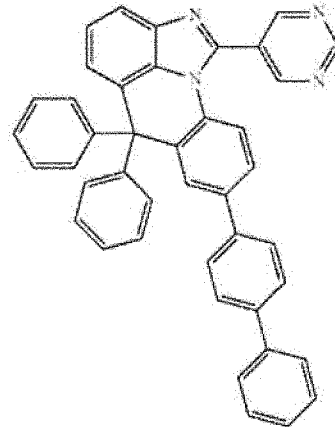
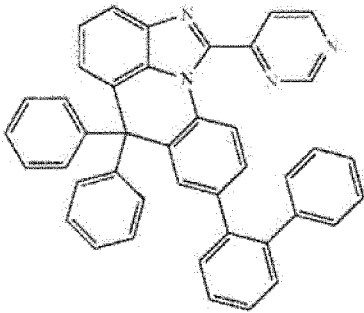


[B-39]

20

25

[B-38]



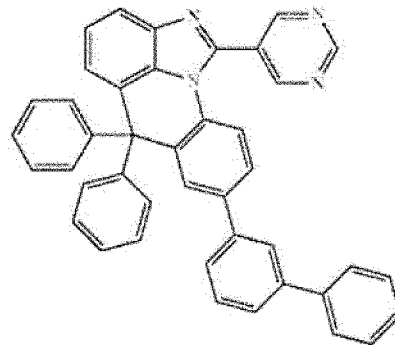
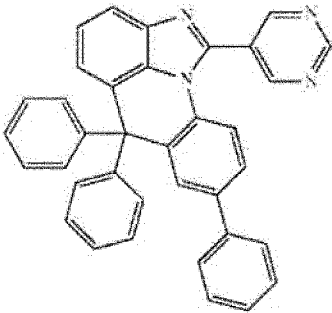
[B-40]

30

35

40

[B-37]

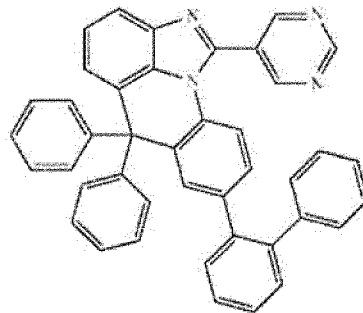
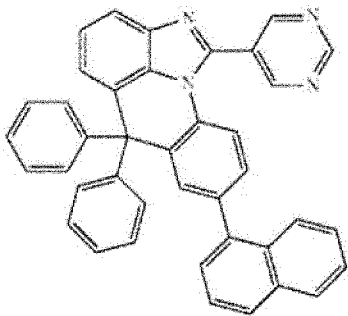


[B-41]

45

50

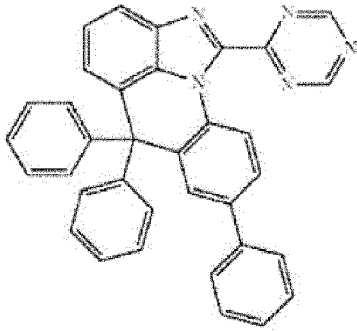
[B-38]



[B-42]

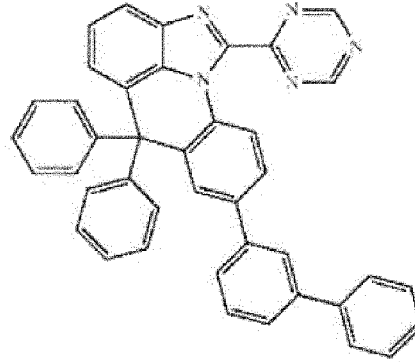
55

5



[B-43]

[B-47]

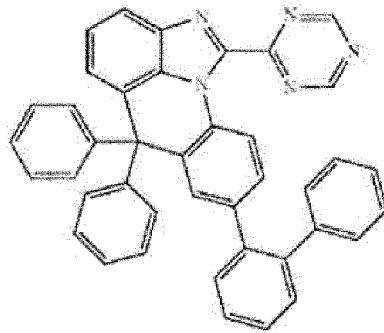
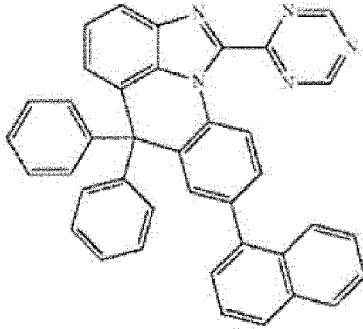


10

[B-44]

[B-48]

15

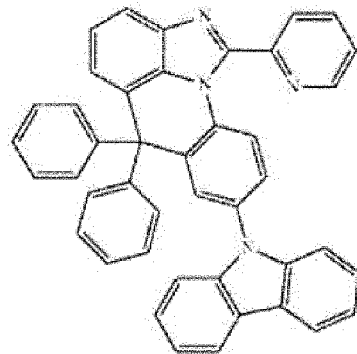
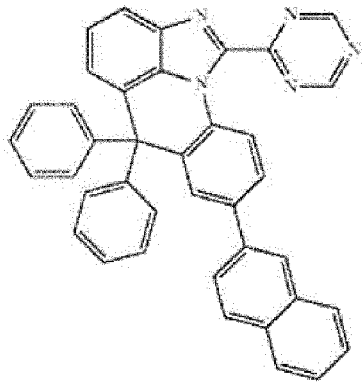


20

[B-45]

[B-49]

25

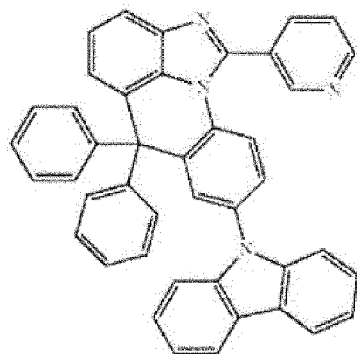
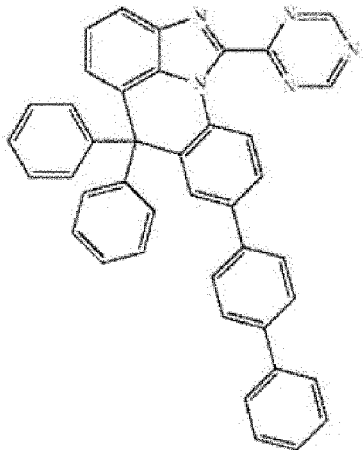


30

[B-46]

[B-50]

35



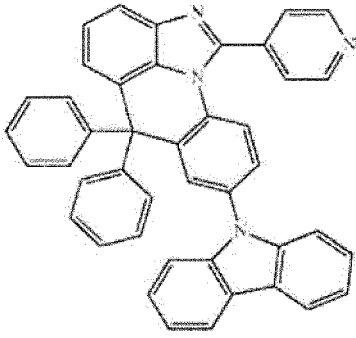
40

45

50

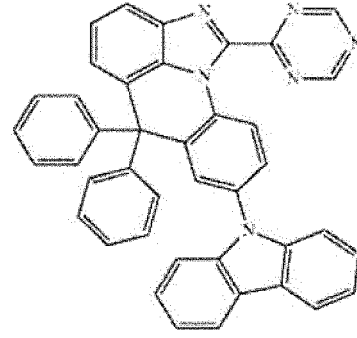
55

5



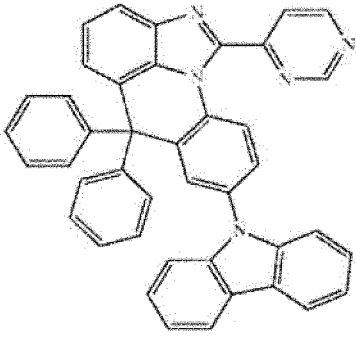
10

[B-51]

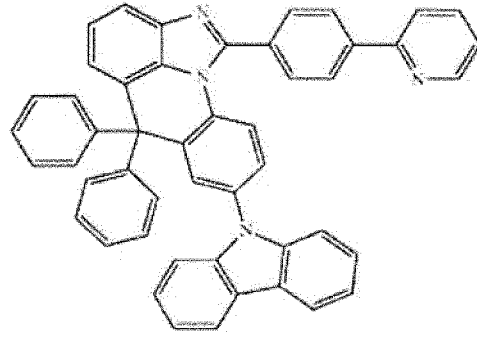


[B-55]

15



[B-52]

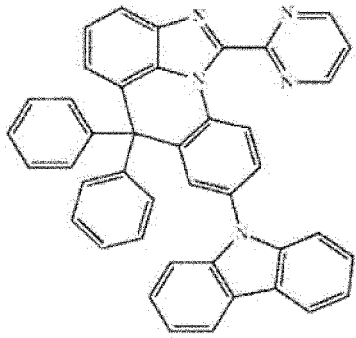


[B-56]

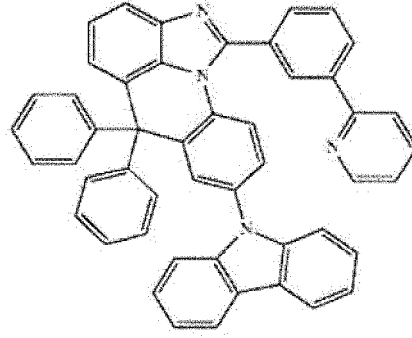
20

25

30



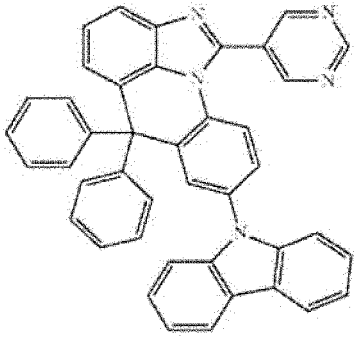
[B-53]



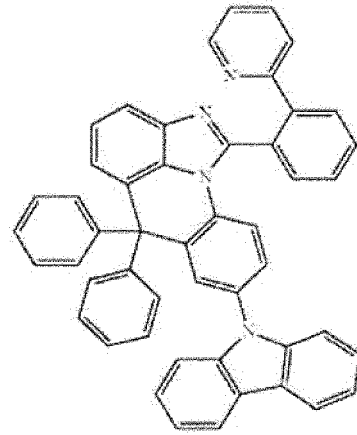
[B-57]

35

40



[B-54]



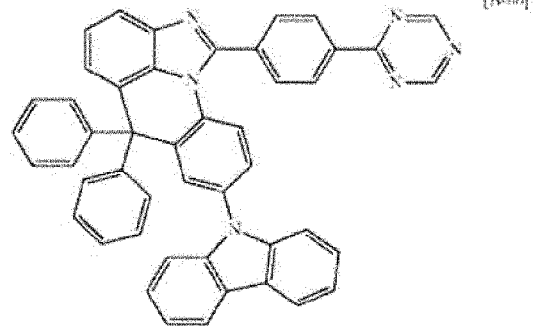
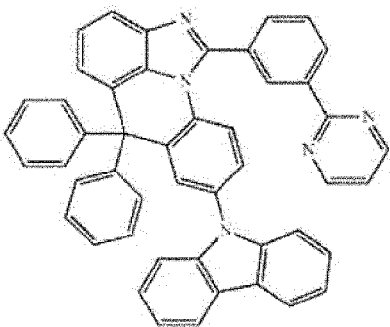
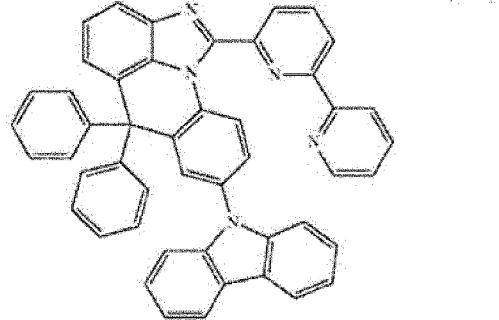
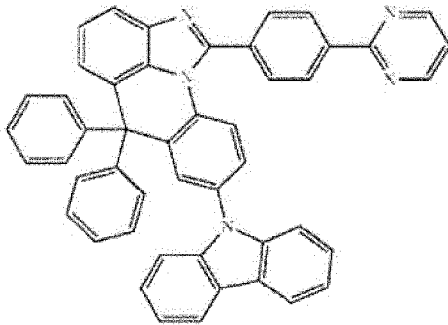
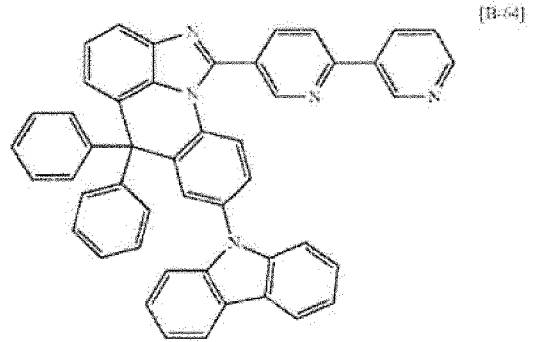
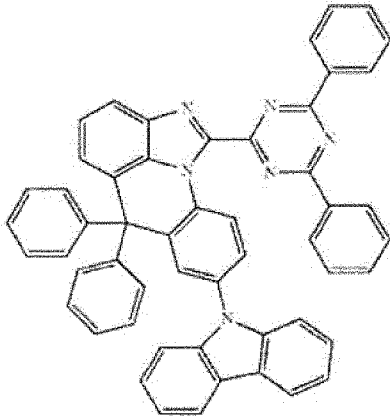
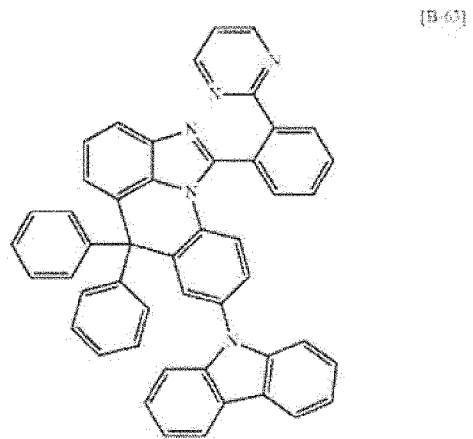
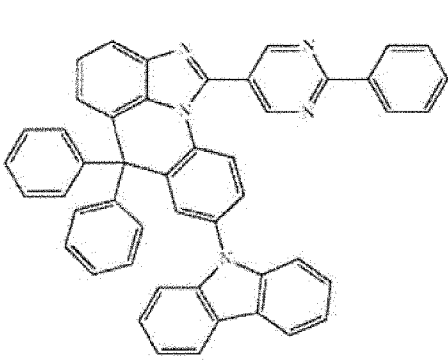
[B-58]

45

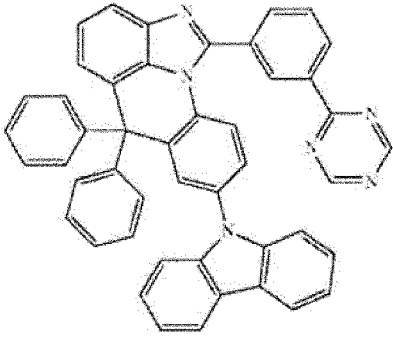
50

55

5
10
15
20
25
30
35
40
45
50
55



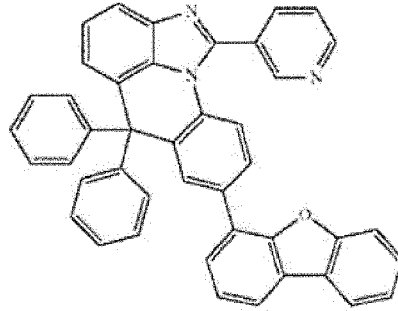
5



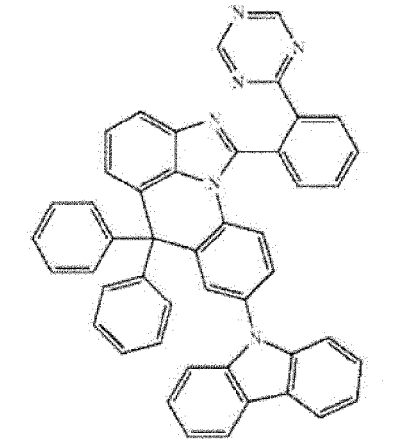
10

[B-67]

[B-71]



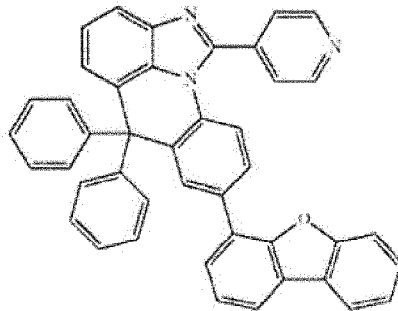
15



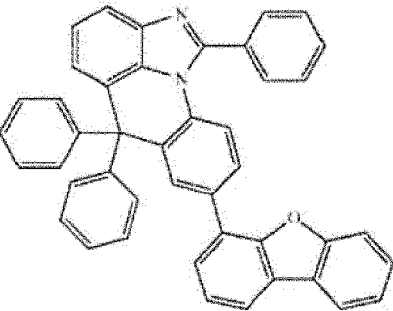
20

[B-68]

[B-72]



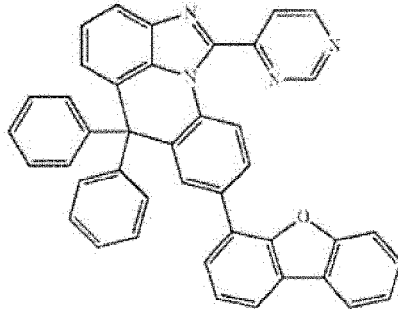
25



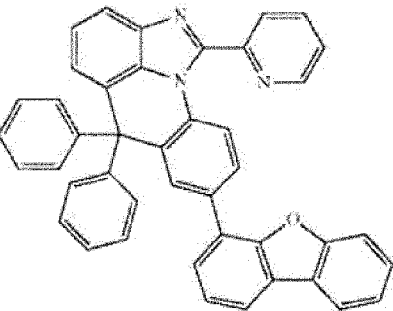
30

[B-69]

[B-73]



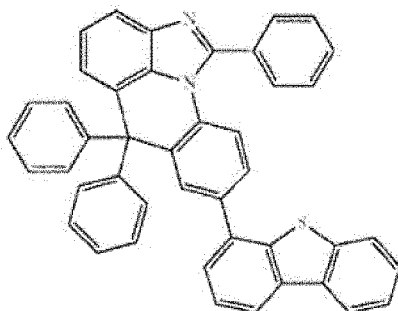
35



40

[B-70]

[B-74]

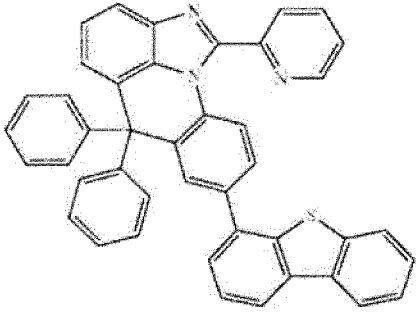


45

50

55

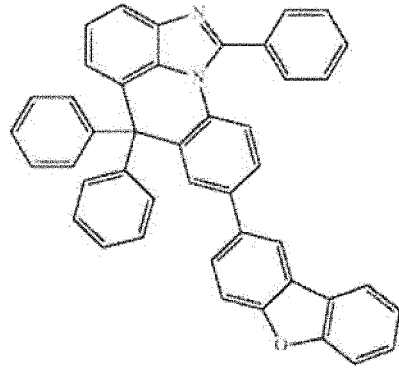
5



10

15

[B-75]

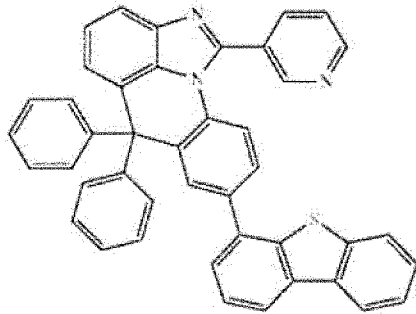


[B-79]

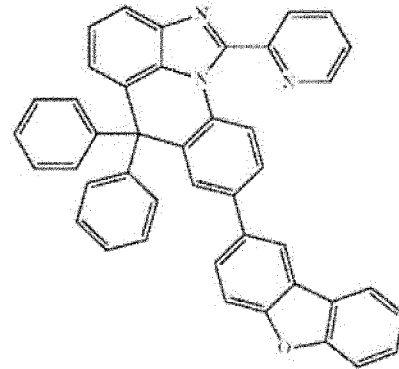
20

25

[B-76]



[B-80]

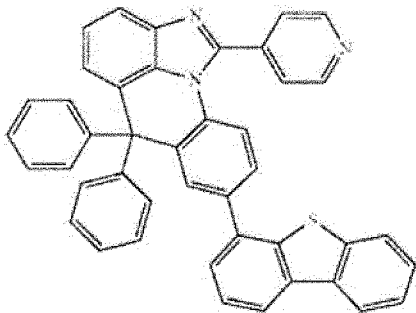


30

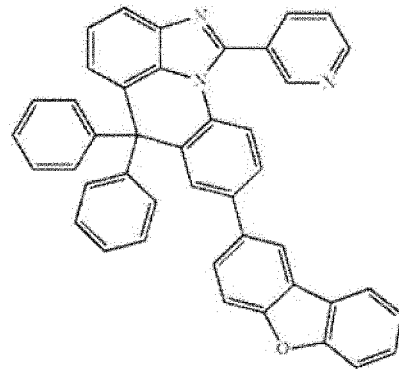
35

40

[B-77]



[B-81]

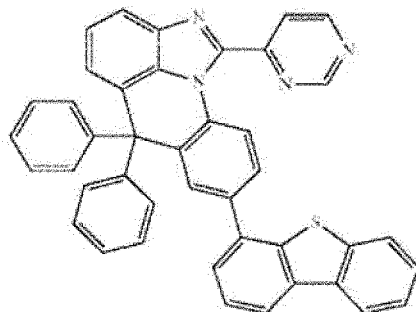


45

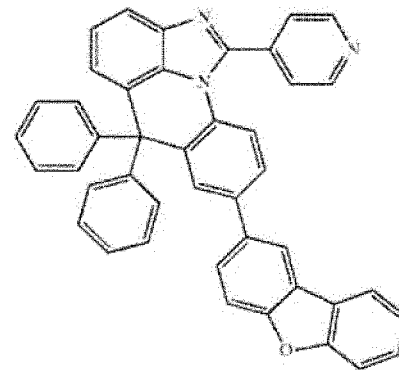
50

55

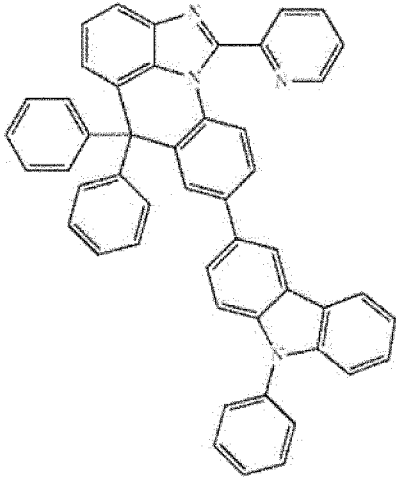
[B-78]



[B-82]



5

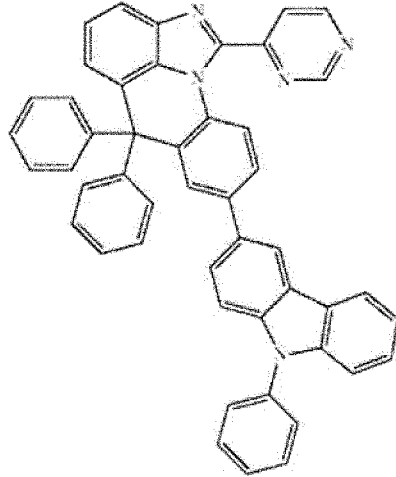


10

15

[B-90]

[B-93]



20

25

30

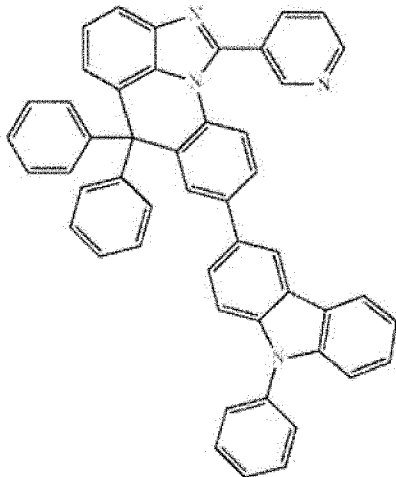
35

40

45

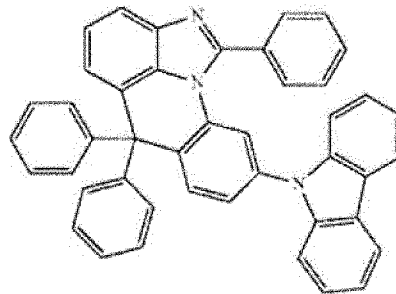
50

55



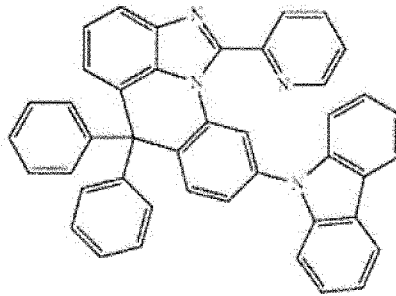
[B-91]

[B-94]

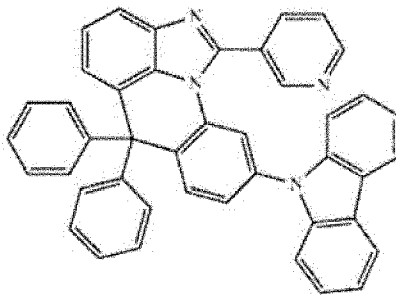


[B-92]

[B-95]

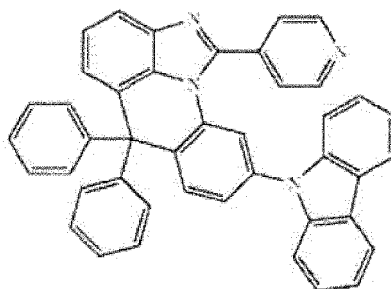


[B-96]



[B-97]

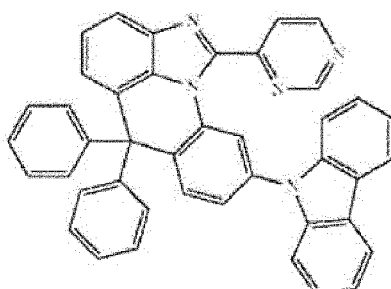
5



10

[B-98]

15



20

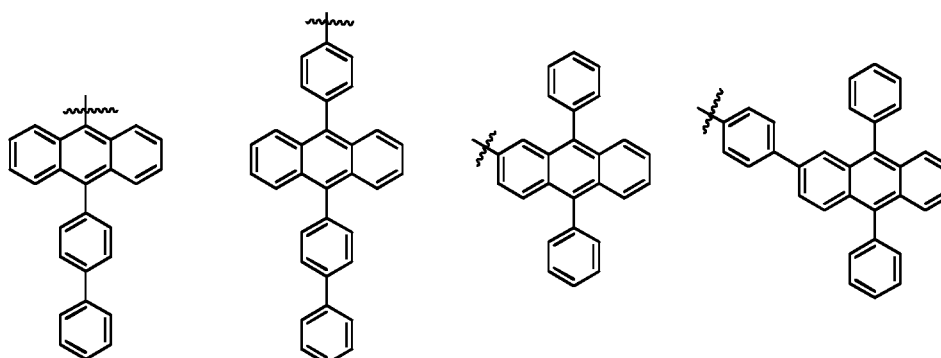
2. Heterocyclische Verbindung gemäss Anspruch 1, worin R1 Deuterium; eine substituierte oder unsubstituierte Arylgruppe oder eine substituierte oder unsubstituierte Alkylgruppe ist.
3. Heterocyclische Verbindung gemäss Anspruch 1, worin R, R' und R2 bis R8 gleich oder voneinander verschieden sind und jeweils unabhängig Wasserstoff; eine substituierte oder unsubstituierte Alkylgruppe; eine substituierte oder unsubstituierte Arylgruppe oder eine substituierte oder unsubstituierte Phosphinoxidgruppe darstellen.
4. Heterocyclische Verbindung gemäss Anspruch 1, worin R2 bis R8 gleich oder voneinander verschieden sind und jeweils unabhängig Wasserstoff; eine substituierte oder unsubstituierte Phenylgruppe; eine substituierte oder unsubstituierte Anthracengruppe; eine substituierte oder unsubstituierte Fluorengruppe oder eine substituierte oder unsubstituierte Phosphinoxidgruppe darstellen.
5. Heterocyclische Verbindung gemäss Anspruch 1, worin R2 bis R8 gleich oder voneinander verschieden sind und jeweils unabhängig Wasserstoff oder irgendeine der nachstehenden Strukturen darstellen

25

30

35

40

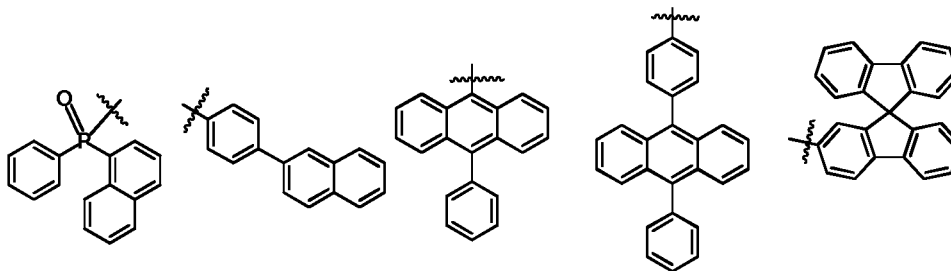


45

50

55

5



10

15

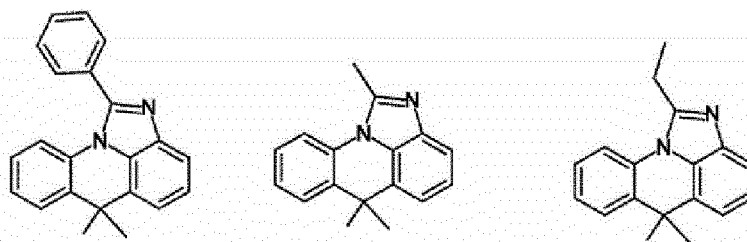
20

25

wobei die Strukturen unsubstituiert oder ferner substituiert sein können mit einem, zwei oder mehr Substituenten, ausgewählt aus Deuterium; einer Halogengruppe; einer Nitrilgruppe; einer Nitrogruppe; einer Hydroxylgruppe; einer Carbonylgruppe; einer Estergruppe; einer Imidgruppe; einer Amidgruppe; einer substituierten oder unsubstituierten Alkylgruppe; einer substituierten oder unsubstituierten Cycloalkylgruppe; einer substituierten oder unsubstituierten Alkoxygruppe; einer substituierten oder unsubstituierten Aryloxygruppe; einer substituierten oder unsubstituierten Alkylthioxygruppe; einer substituierten oder unsubstituierten Arylthioxygruppe; einer substituierten oder unsubstituierten Alkylsulfoxygruppe; einer substituierten oder unsubstituierten Arylsulfoxygruppe; einer substituierten oder unsubstituierten Alkenylgruppe; einer substituierten oder unsubstituierten Arylgruppe; einer substituierten oder unsubstituierten Borgruppe; einer substituierten oder unsubstituierten Alkylamino-Gruppe; einer substituierten oder unsubstituierten Arylamino-Gruppe; einer substituierten oder unsubstituierten Heteroarylamino-Gruppe; einer substituierten oder unsubstituierten Arylphosphino-Gruppe; einer substituierten oder unsubstituierten Phosphino-Gruppe; einer substituierten oder unsubstituierten Arylgruppe und einer substituierten oder unsubstituierten Heteroringgruppe, einschliesslich einem oder mehreren N-, O- und S-Atom(en).

6. Heterocyclische Verbindung gemäss Anspruch 1, wobei die heterocyclische Verbindung der Chemischen Formel 1 durch irgendeine der nachstehenden Chemischen Formeln 1-1 bis 1-25 dargestellt ist:

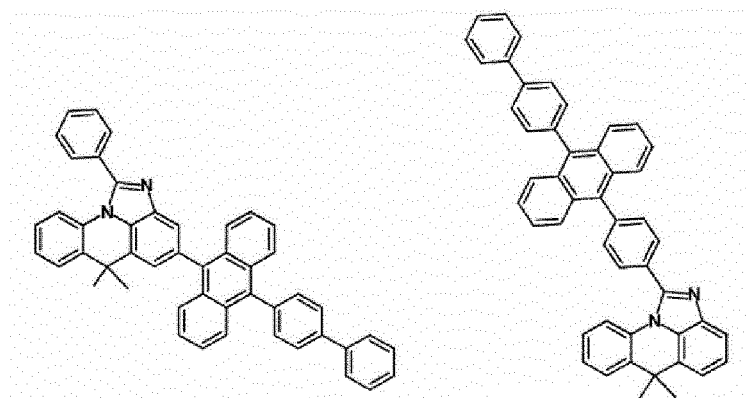
30



35

[Chemische Formel 1-1] [Chemische Formel 1-2] [Chemische Formel 1-3]

40



45

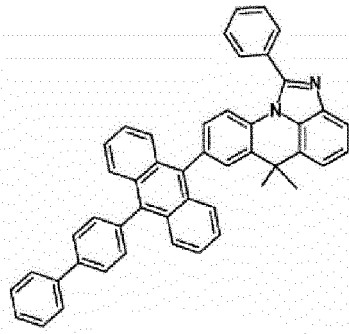
50

[Chemische Formel 1-4]

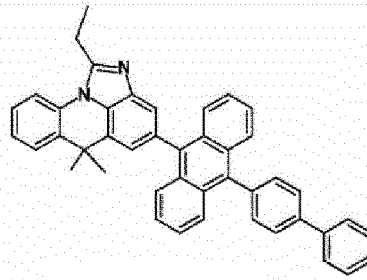
[Chemische Formel 1-5]

55

5

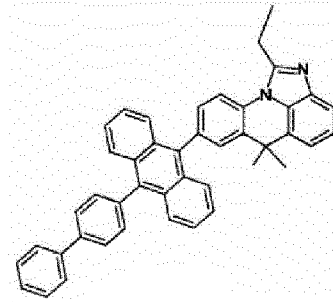


[Chemische Formel 1-6]

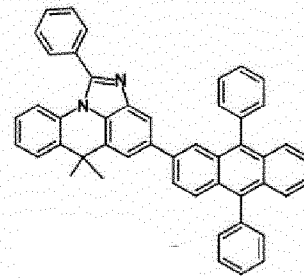


[Chemische Formel 1-7]

15



[Chemische Formel 1-8]

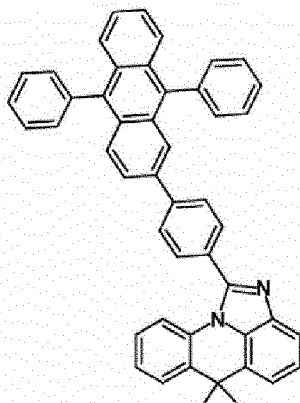


[Chemische Formel 1-9]

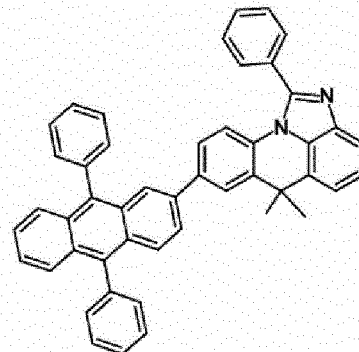
20

25

30



[Chemische Formel 1-10]

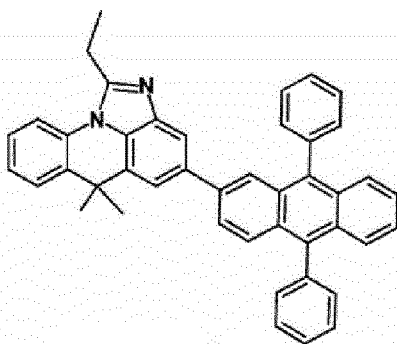


[Chemische Formel 1-11]

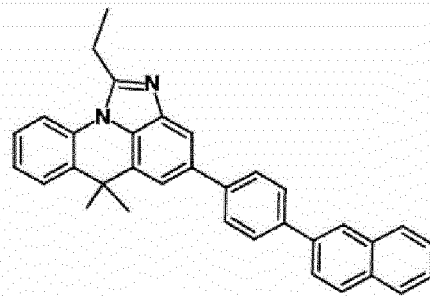
35

40

45



[Chemische Formel 1-12]

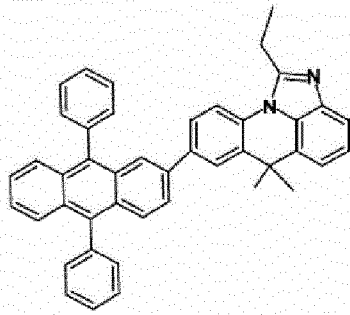


[Chemische Formel 1-13]

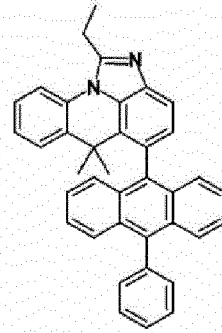
50

55

5



[Chemische Formel 1-14]



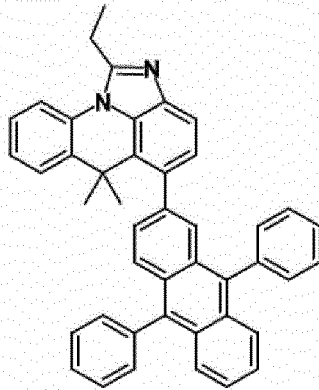
[Chemische Formel 1-15]

10

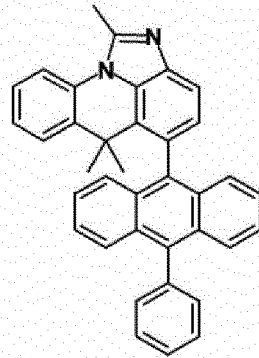
15

20

25



[Chemische Formel 1-16]

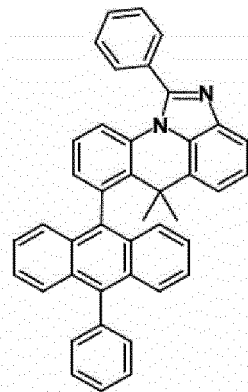


[Chemische Formel 1-17]

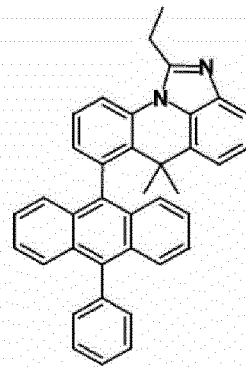
30

35

40



[Chemische Formel 1-18]

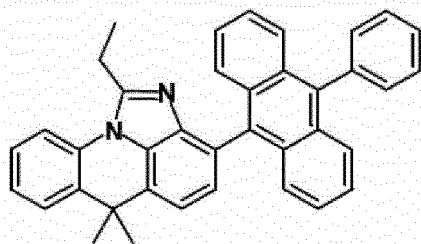


[Chemische Formel 1-19]

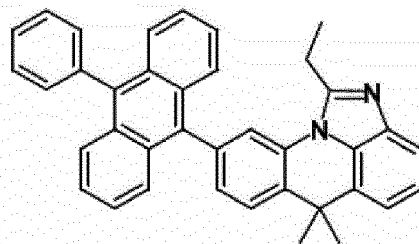
45

50

55

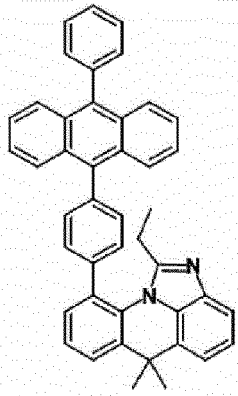


[Chemische Formel 1-20]

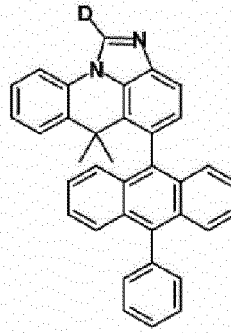


[Chemische Formel 1-21]

5



[Chemische Formel 1-22]

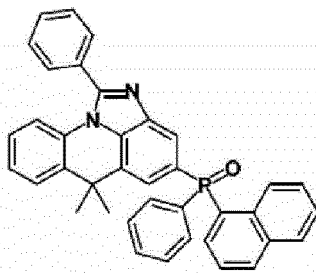


[Chemische Formel 1-23]

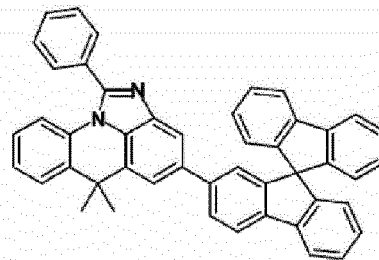
10

15

20



[Chemische Formel 1-24]



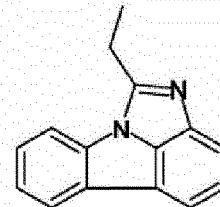
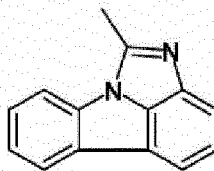
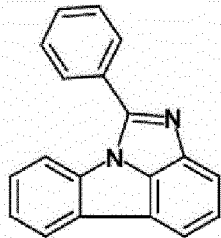
[Chemische Formel 1-25]

25

30

7. Heterocyclische Verbindung gemäss Anspruch 1, wobei die heterocyclische Verbindung der Chemischen Formel 1 durch irgendeine der nachstehenden Chemischen Formeln 2-1 bis 2-25 dargestellt ist:

35



40

45

[Chemische Formel 2-1] [Chemische Formel 2-2] [Chemische Formel 2-3]

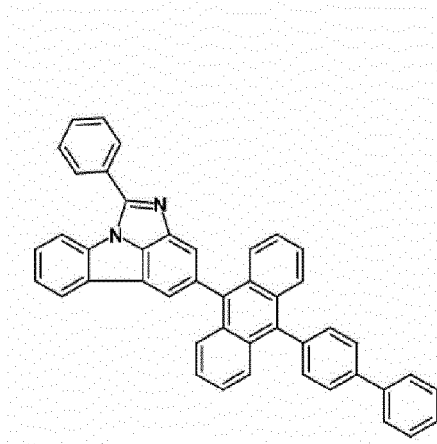
50

55

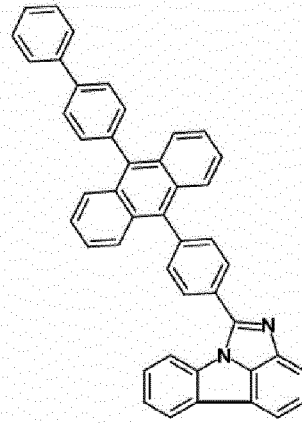
5

10

15



[Chemische Formel 2-4]



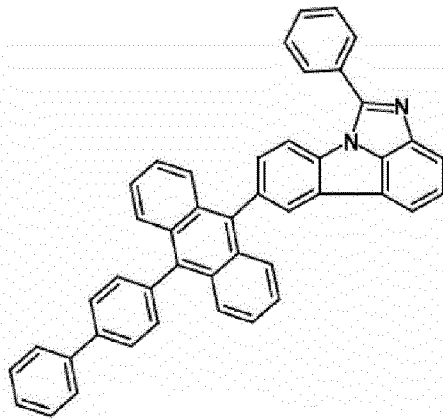
[Chemische Formel 2-5]

20

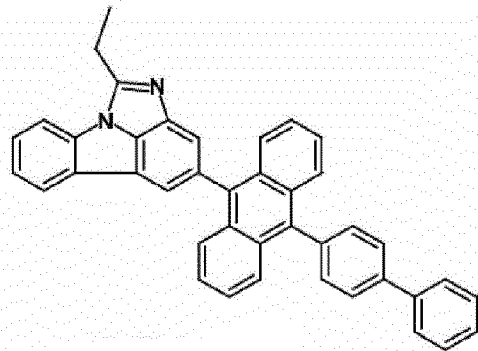
25

30

35



[Chemische Formel 2-6]

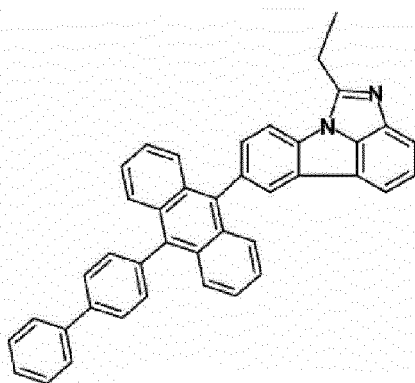


[Chemische Formel 2-7]

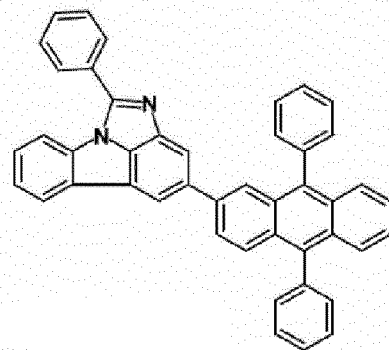
40

45

50



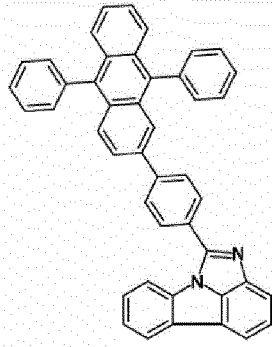
[Chemische Formel 2-8]



[Chemische Formel 2-9]

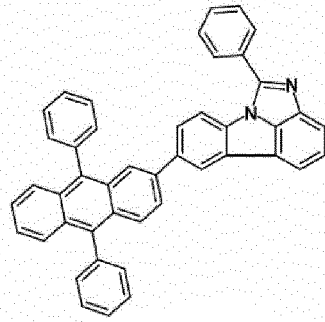
55

5



[Chemische Formel 2-10]

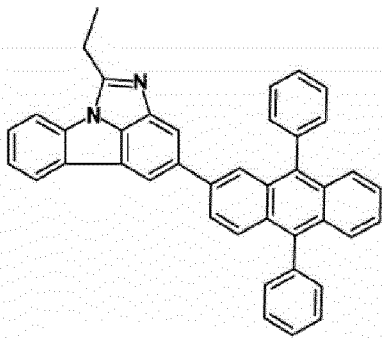
10



[Chemische Formel 2-11]

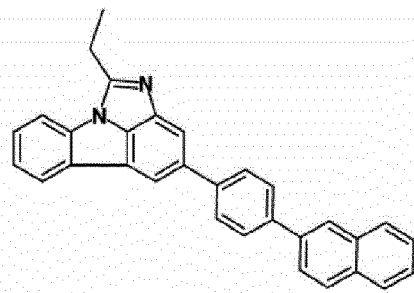
15

20



[Chemische Formel 2-12]

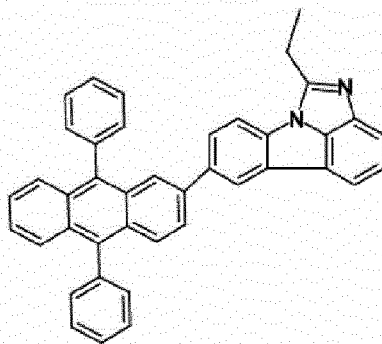
25



[Chemische Formel 2-13]

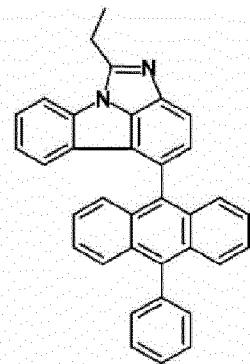
30

35



[Chemische Formel 2-14]

40



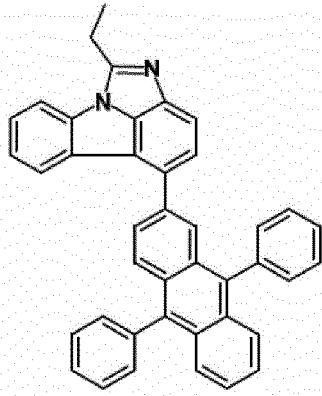
[Chemische Formel 2-15]

45

50

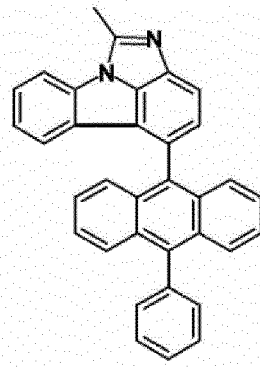
55

5



[Chemische Formel 2-16]

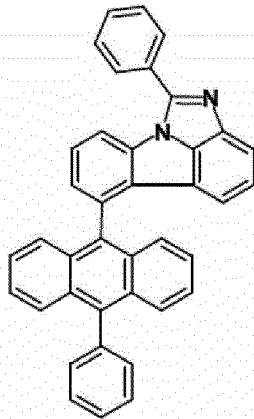
10



[Chemische Formel 2-17]

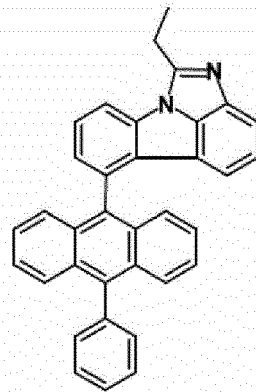
15

20



[Chemische Formel 2-18]

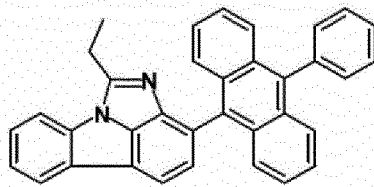
25



[Chemische Formel 2-19]

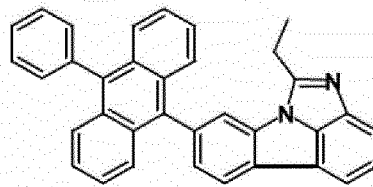
30

35



[Chemische Formel 2-20]

40



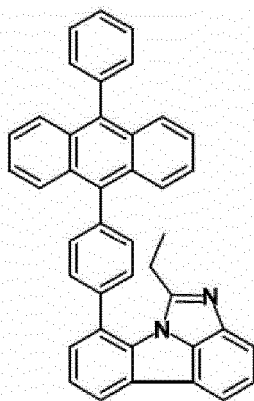
[Chemische Formel 2-21]

45

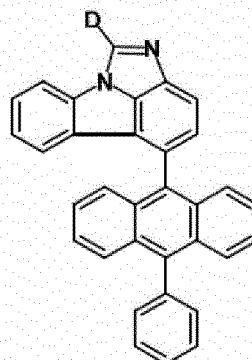
50

55

5



[Chemische Formel 2-22]

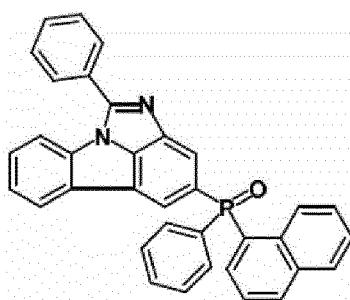


[Chemische Formel 2-23]

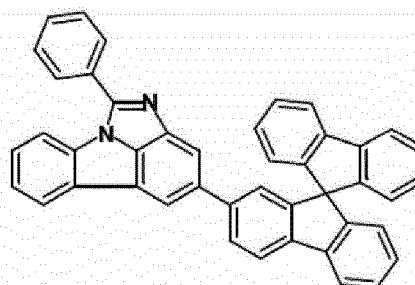
10

15

20



[Chemische Formel 2-24]



[Chemische Formel 2-25]

25

30

8. Organische lichtemittierende Vorrichtung, umfassend:

eine erste Elektrode;

eine zweite Elektrode, die gegenüber der ersten Elektrode angeordnet ist; und

eine oder mehr organische Materialschicht(en), einschliesslich einer lichtemittierenden Schicht, angeordnet zwischen der ersten Elektrode und der zweiten Elektrode,

wobei eine oder mehr Schicht(en) der organischen Materialschichten die heterocyclische Verbindung, wie in einem der Ansprüche 1 bis 7 definiert, einschliesst.

40

9. Organische lichtemittierende Vorrichtung gemäss Anspruch 8, wobei die organische Materialschicht eine Elektronentransferschicht, eine Elektroneninjectionsschicht oder eine Schicht, die den Elektronentransfer und die Elektroneninjektion gleichzeitig durchführt, einschliesst und die Elektronentransferschicht, die Elektroneninjectionsschicht oder die Schicht, die den Elektronentransfer und die Elektroneninjektion gleichzeitig durchführt, die heterocyclische Verbindung einschliesst.

45

10. Organische lichtemittierende Vorrichtung gemäss Anspruch 9, wobei die Elektronentransferschicht, die Elektroneninjectionsschicht oder die Schicht, die den Elektronentransfer und die Elektroneninjektion gleichzeitig durchführt, nur mit der heterocyclischen Verbindung gebildet ist.

50

11. Organische lichtemittierende Vorrichtung gemäss Anspruch 9, wobei die Elektronentransferschicht, die Elektroneninjectionsschicht oder die Schicht, die den Elektronentransfer und die Elektroneninjektion gleichzeitig durchführt, die heterocyclische Verbindung als einen Wirt vom p-Typ und ein Dotiermittel vom n-Typ als ein Dotiermittel einschliesst.

55

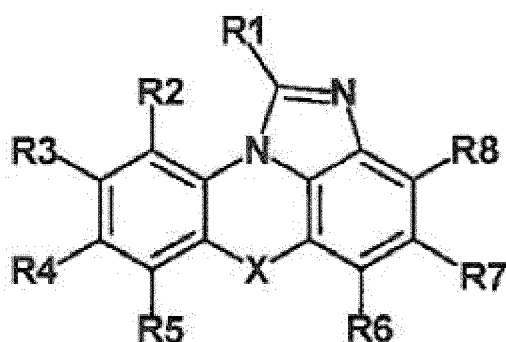
12. Organische lichtemittierende Vorrichtung gemäss Anspruch 11, wobei das Dotiermittel vom n-Typ Alkalimetalle, Alkalimetallverbindungen, Erdalkalimetalle oder Erdalkalimetallverbindungen oder Kombinationen davon einschliesst.

13. Organische lichtemittierende Vorrichtung gemäss Anspruch 8, wobei die lichtemittierende Schicht die heterocyclische Verbindung einschliesst.
14. Organische lichtemittierende Vorrichtung gemäss Anspruch 13, wobei die lichtemittierende Schicht die heterocyclische Verbindung als Wirt und eine Phosphor-Dotierverbindung als ein Dotiermittel einschliesst.
15. Organische lichtemittierende Vorrichtung gemäss Anspruch 8, wobei die organische Materialschicht ferner eine, zwei oder mehr Schicht(en), ausgewählt aus einer Lochinjektionsschicht, einer Lochtransferschicht, einer Elektronentransferschicht, einer Elektroneninjectionsschicht, einer Elektronensperrschicht und einer Lochsperrschicht, einschliesst.

Revendications

1. Composé hétérocyclique représenté par la Formule Chimique 1 suivante :

[Formule Chimique 1]



dans laquelle,

X est une liaison directe ; ou CRR' ;

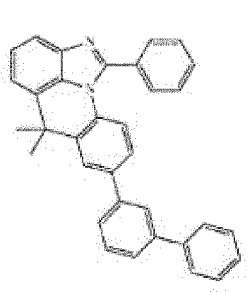
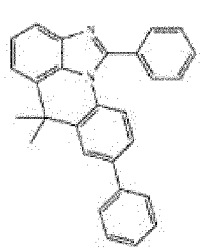
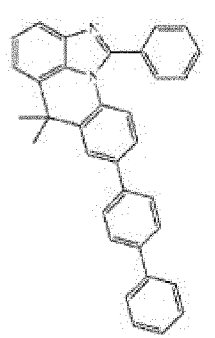
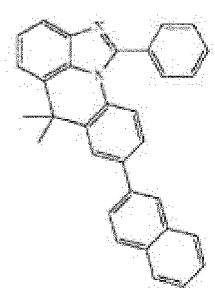
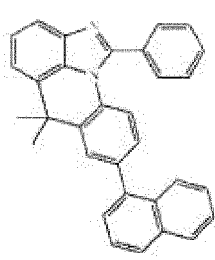
R1 est du deutérium ; un groupe halogène ; un groupe nitrile ; un groupe nitro ; un groupe hydroxyle ; un groupe carbonyle ; un groupe ester ; un groupe imide ; un groupe amide ; un groupe alkyle substitué ou non substitué ; un groupe cycloalkyle substitué ou non substitué ; un groupe alcoxy substitué ou non substitué ; un groupe aryloxy substitué ou non substitué ; un groupe alkylthioxy substitué ou non substitué ; un groupe arylthioxy substitué ou non substitué ; un groupe alkylsulfoxy substitué ou non substitué ; un groupe arylsulfoxy substitué ou non substitué ; un groupe alcényle substitué ou non substitué ; un groupe silyle substitué ou non substitué ; un groupe bore substitué ou non substitué ; un groupe alkylamine substitué ou non substitué ; un groupe aralkylamine substitué ou non substitué ; un groupe arylamine substitué ou non substitué ; un groupe hétéroarylamine substitué ou non substitué ; un groupe arylphosphine substitué ou non substitué ; un groupe oxyde de phosphine substitué ou non substitué ; un groupe aryle substitué ou non substitué ; ou un groupe hétérocycle substitué ou non substitué incluant un ou plusieurs atomes de N, O et S ; et

R, R' et R2 à R8 sont les mêmes ou différents les uns des autres, et chacun représente indépendamment de l'hydrogène ; du deutérium ; un groupe halogène ; un groupe nitrile ; un groupe nitro ; un groupe hydroxyle ; un groupe carbonyle ; un groupe ester ; un groupe imide ; un groupe amide ; un groupe alkyle substitué ou non substitué ; un groupe cycloalkyle substitué ou non substitué ; un groupe alcoxy substitué ou non substitué ; un groupe aryloxy substitué ou non substitué ; un groupe alkylthioxy substitué ou non substitué ; un groupe arylthioxy substitué ou non substitué ; un groupe alkylsulfoxy substitué ou non substitué ; un groupe arylsulfoxy substitué ou non substitué ; un groupe alcényle substitué ou non substitué ; un groupe silyle substitué ou non substitué ; un groupe bore substitué ou non substitué ; un groupe alkylamine substitué ou non substitué ; un groupe aralkylamine substitué ou non substitué ; un groupe arylamine substitué ou non substitué ; un groupe hétéroarylamine substitué ou non substitué ; un groupe arylphosphine substitué ou non substitué ; un groupe oxyde de phosphine substitué ou non substitué ; un groupe aryle substitué ou non substitué ; ou un groupe hétérocycle substitué ou non substitué incluant un ou plusieurs atomes de N, O et S, ou des groupes adjacents parmi R, R' et R2 à R8 qui se lient les uns aux autres pour former un noyau aliphatique, un noyau aromatique,

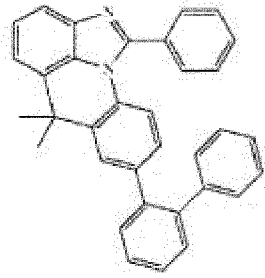
un hétérocycle aliphatique ou un hétérocycle aromatique, ou forment une liaison spiro,

avec la clause restrictive que le composé hétérocyclique ne soit aucun des composés suivants :

5
10
15
20
25
30
35
40
45
50
55



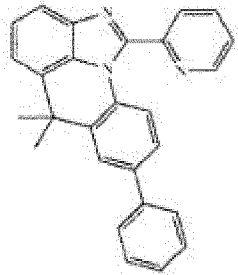
5



[A-1]

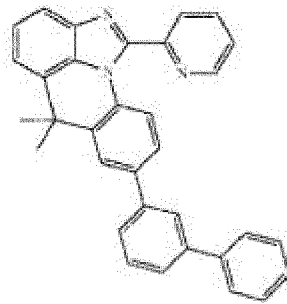
[A-10]

10



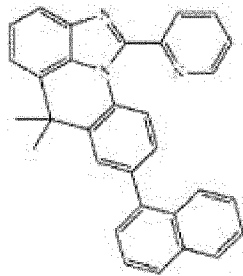
[A-2]

15



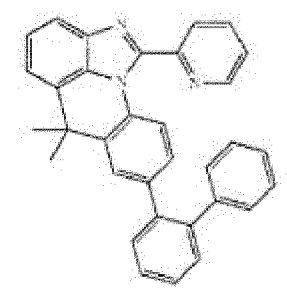
[A-11]

20



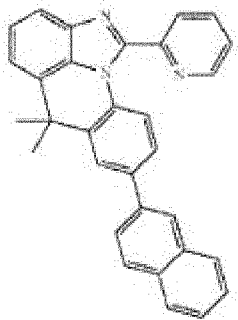
[A-3]

25



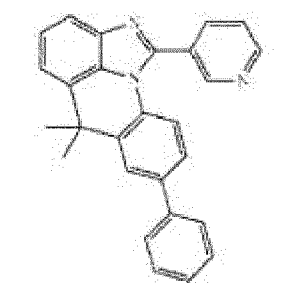
[A-12]

30



[A-4]

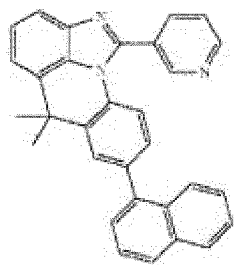
35



[A-13]

40

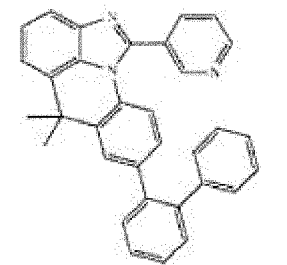
45



[A-5]

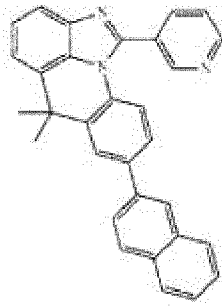
[A-14]

50



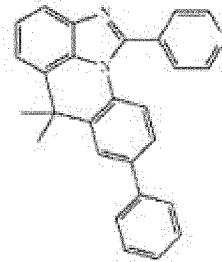
55

5



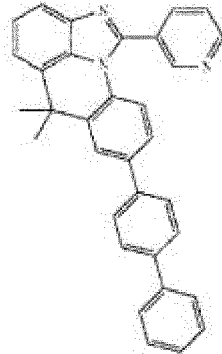
[X-17]

10



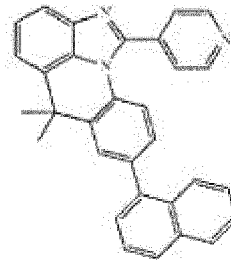
[X-18]

15



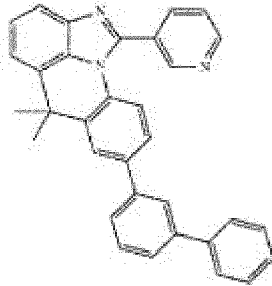
[X-19]

20



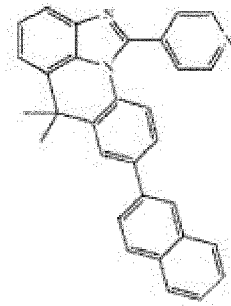
[X-20]

25



[X-21]

30



[X-22]

35

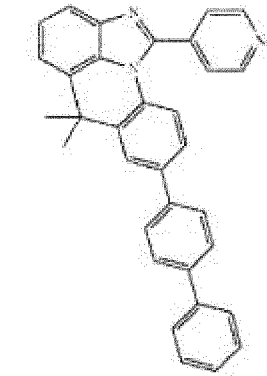
40

45

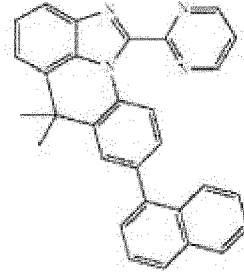
50

55

5

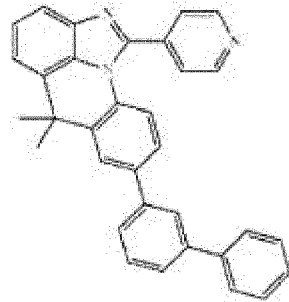


[A-23]

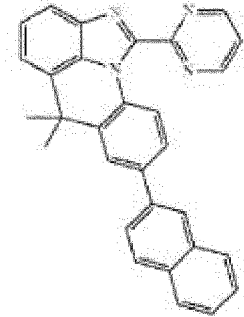


[A-24]

10



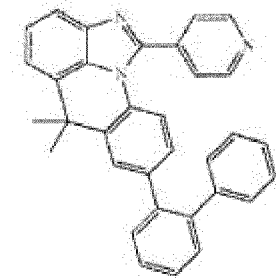
[A-25]



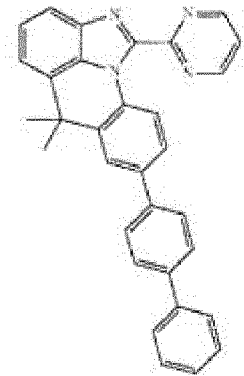
[A-26]

15

20



[A-27]

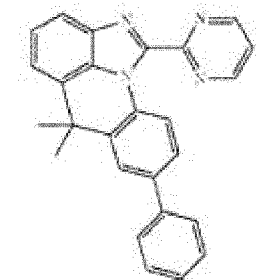


[A-28]

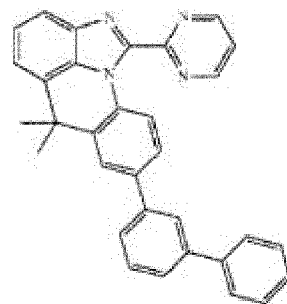
25

30

35



[A-29]



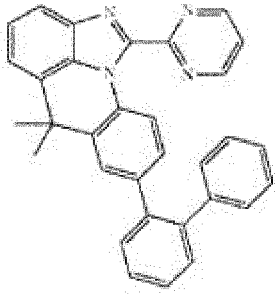
[A-30]

45

50

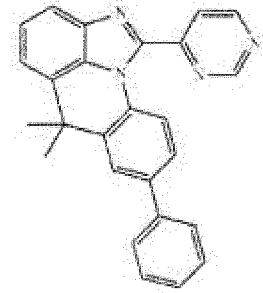
55

5



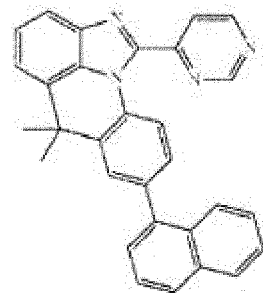
[A-29]

10



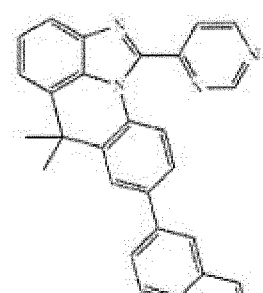
[A-30]

15



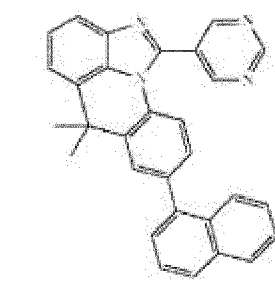
[A-31]

25



[A-32]

30



[A-33]

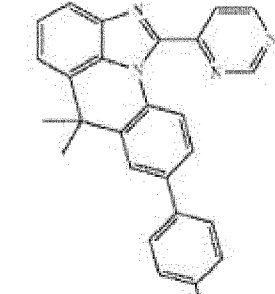
35

40

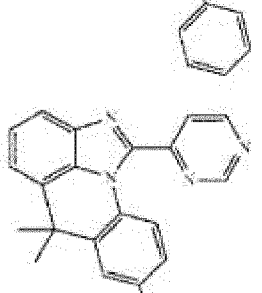
45

50

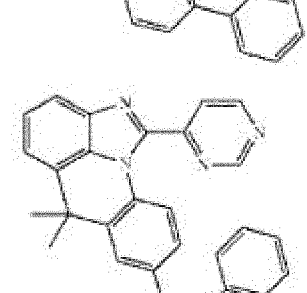
55



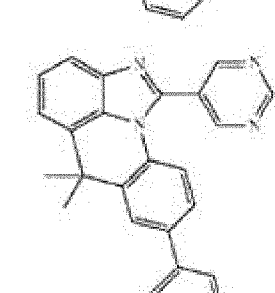
[A-34]



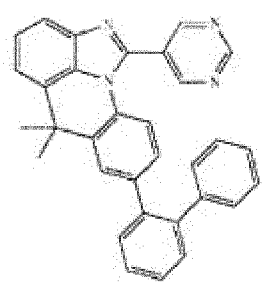
[A-35]



[A-36]

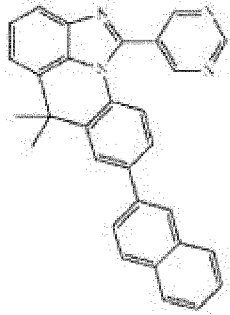


[A-37]



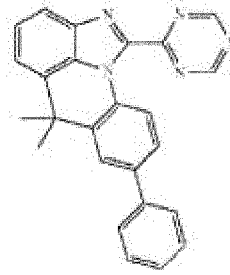
[A-38]

5



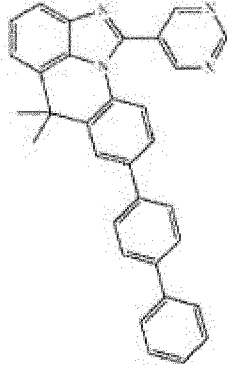
10

[A-38]



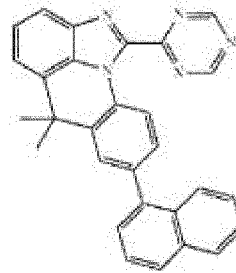
[A-40]

15



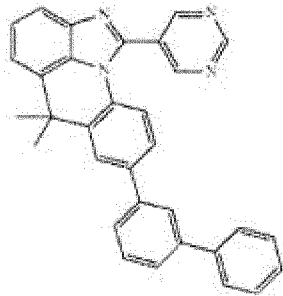
[A-41]

20



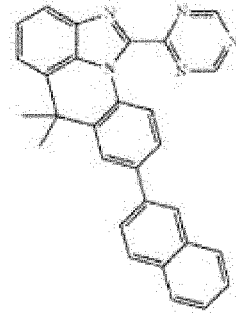
[A-42]

25



[A-43]

30



[A-45]

35

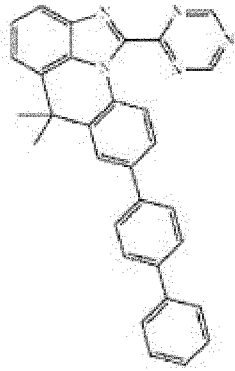
40

45

50

55

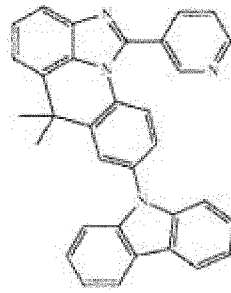
5



[A-46]

[A-46]

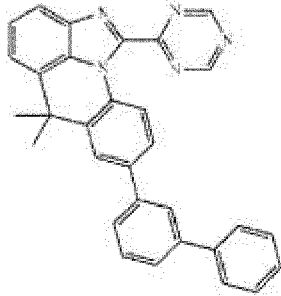
10



[A-47]

[A-47]

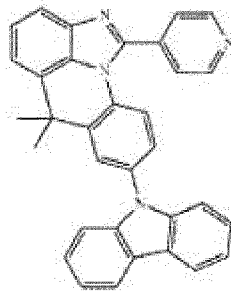
15



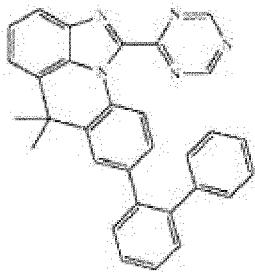
[A-48]

[A-48]

20



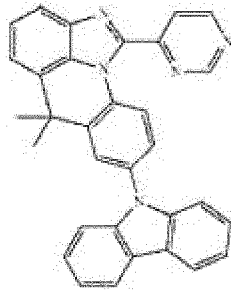
25



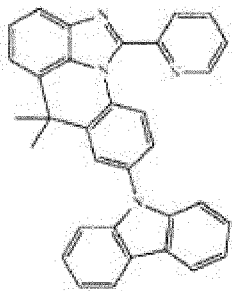
[A-50]

[A-50]

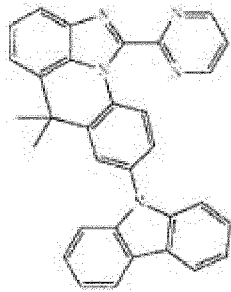
30



35



40

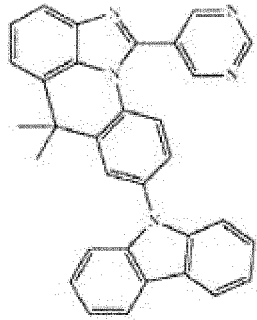


45

50

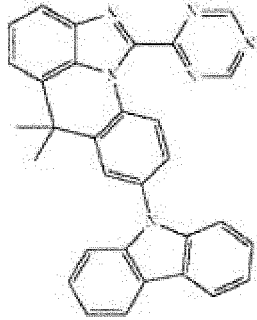
55

5



[A-54]

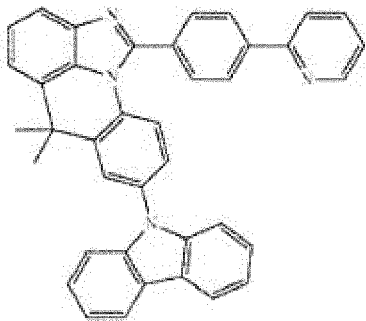
10



[A-55]

15

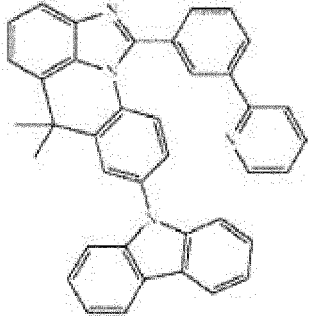
20



[A-56]

25

30

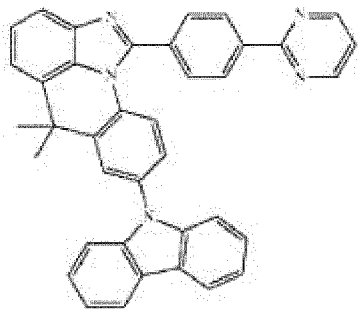


[A-57]

35

40

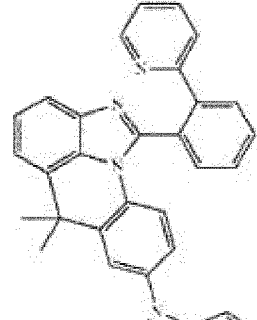
45



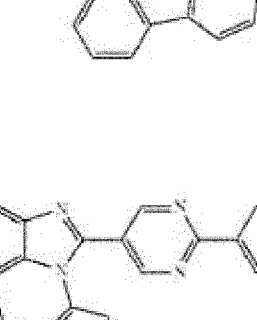
[A-60]

50

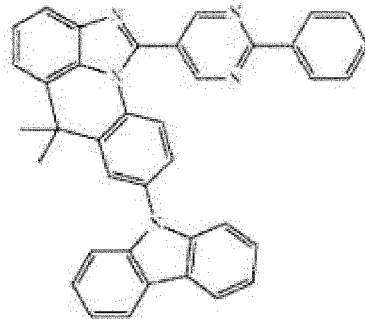
55



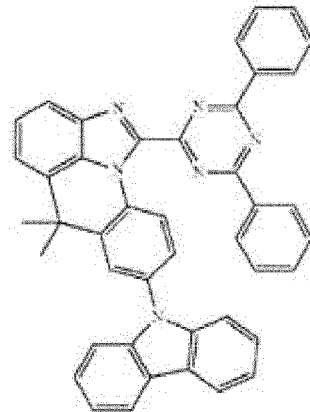
[A-58]



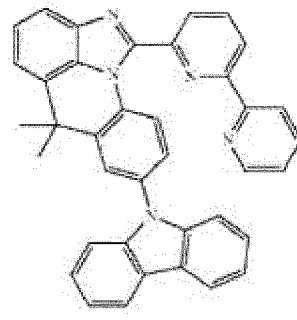
[A-59]



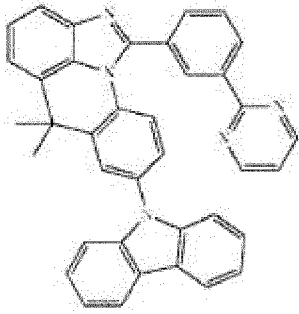
[A-61]



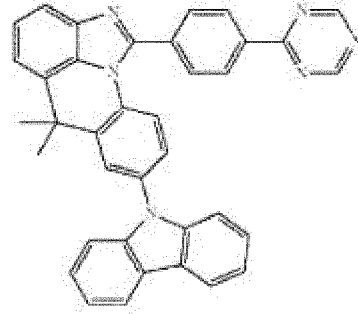
[A-62]



5



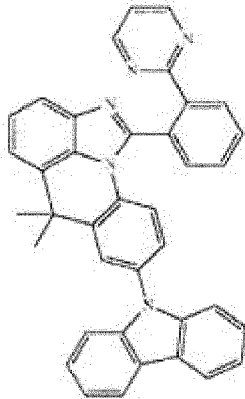
[A-62]



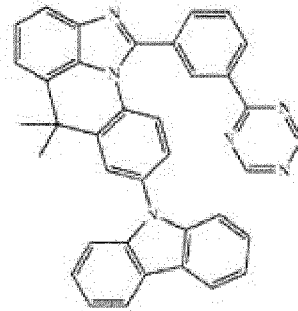
[A-66]

10

15



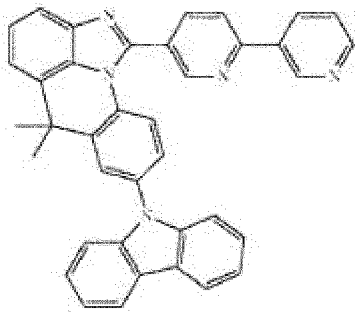
[A-63]



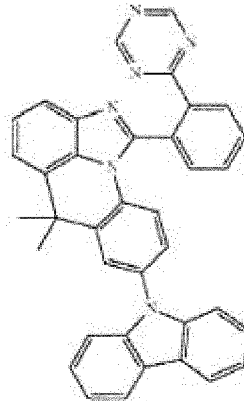
[A-67]

20

25



[A-64]

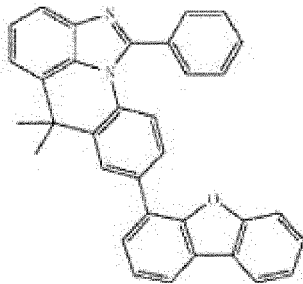


[A-69]

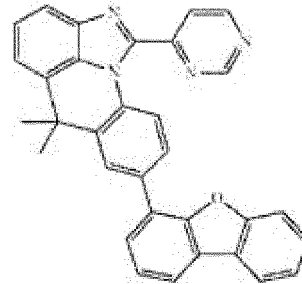
30

35

40



[A-65]



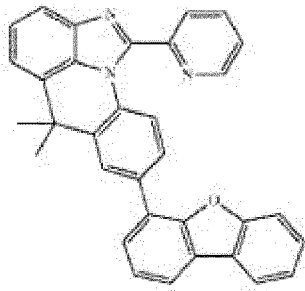
[A-71]

45

50

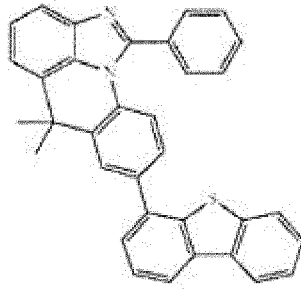
55

5



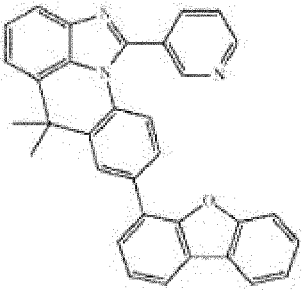
[A-73]

[A-74]



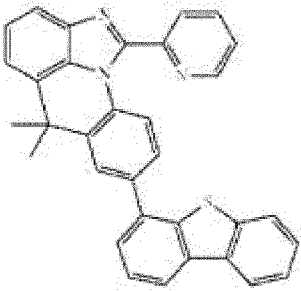
10

15



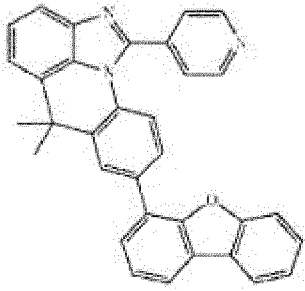
[A-75]

[A-76]



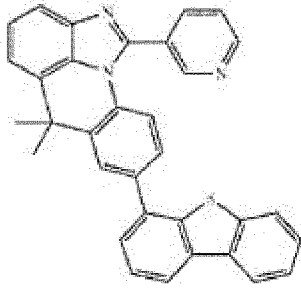
20

25



[A-77]

[A-78]



30

35

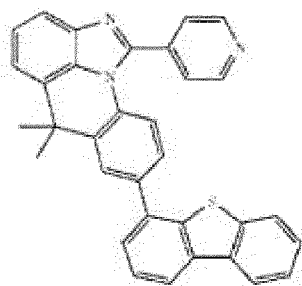
40

45

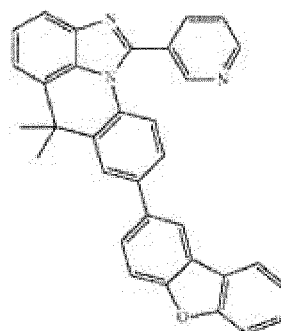
50

55

5

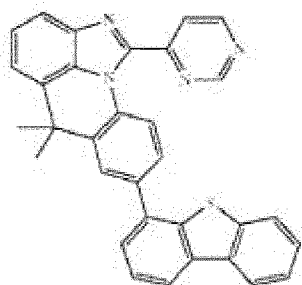


[A-77]

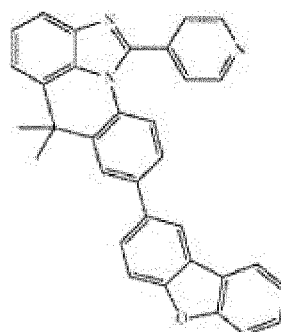


[A-81]

10



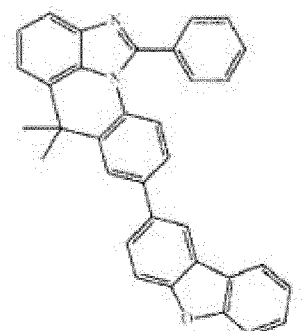
[A-78]



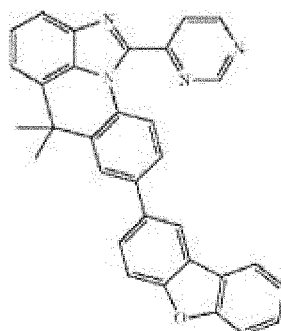
[A-82]

15

20



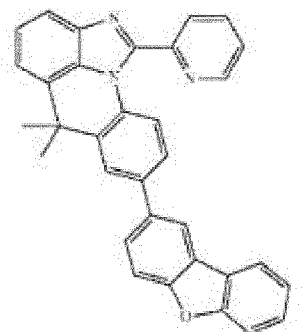
[A-79]



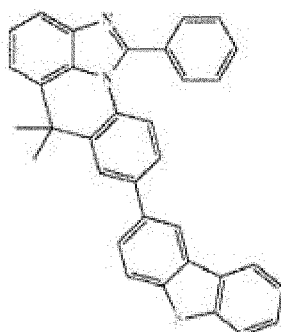
[A-83]

25

30



[A-80]



[A-84]

35

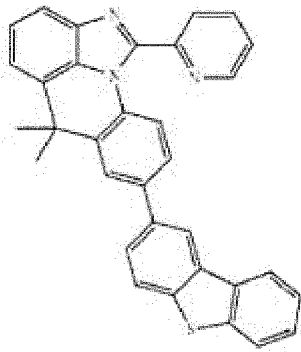
40

45

50

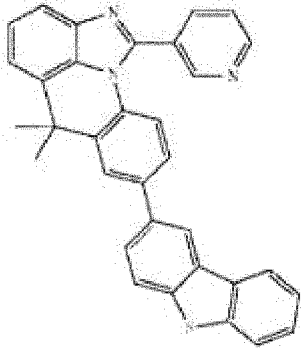
55

5



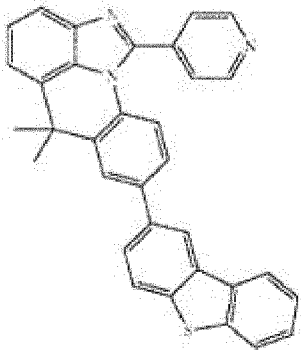
10

15



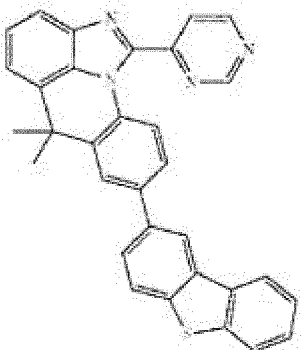
20

25



30

35



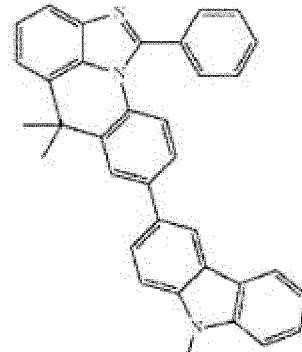
40

45

50

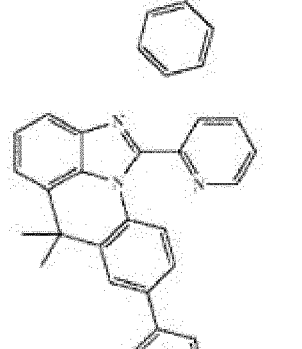
55

[A-87]



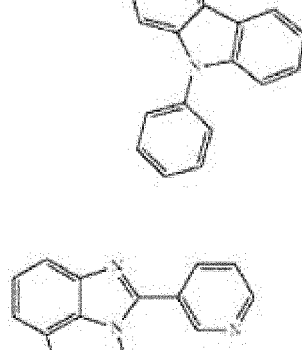
[A-82]

[A-88]



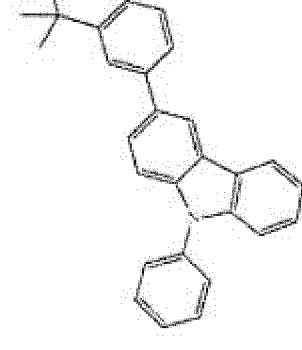
[A-83]

[A-89]

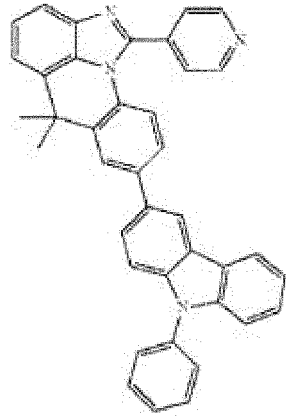


[A-84]

[A-90]

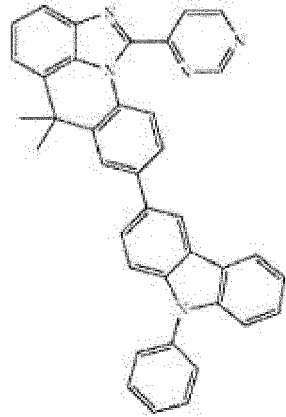


5



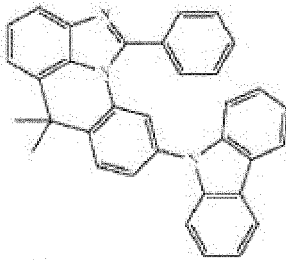
10

15



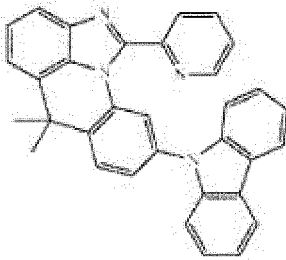
20

25



30

35



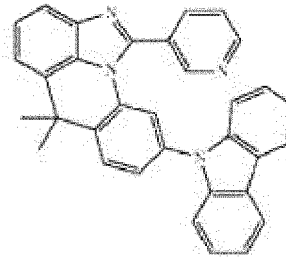
40

45

50

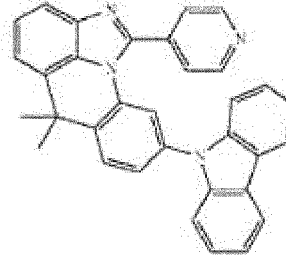
55

[A-92]



[A-96]

[A-97]



[A-98]

[A-93]

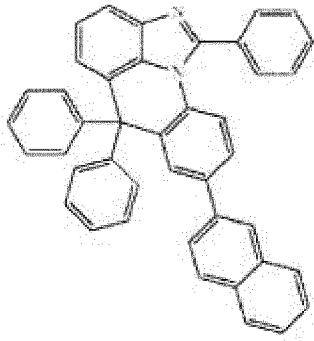
[A-94]

[A-95]

[B-1]

[B-2]

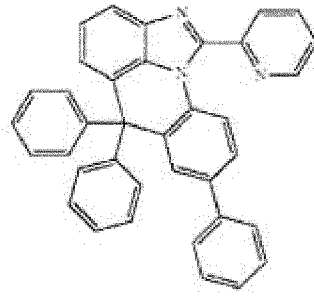
5



[B-3]

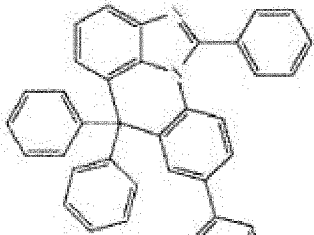
[B-7]

10

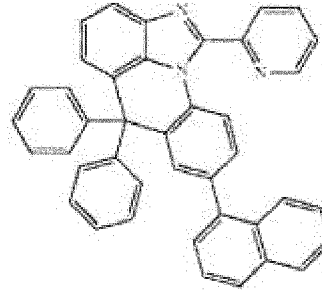


[B-8]

15



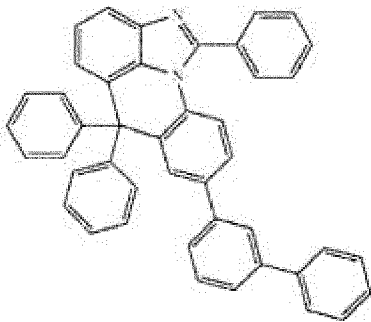
[B-4]



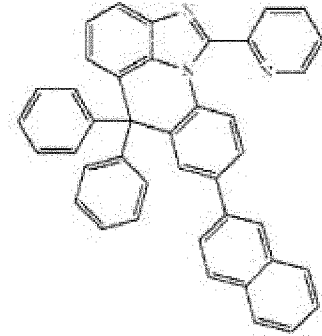
[B-9]

20

25



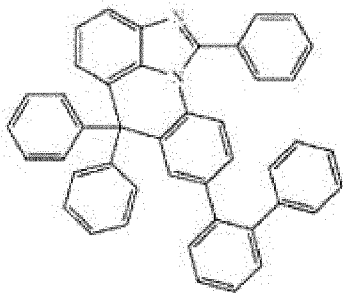
[B-5]



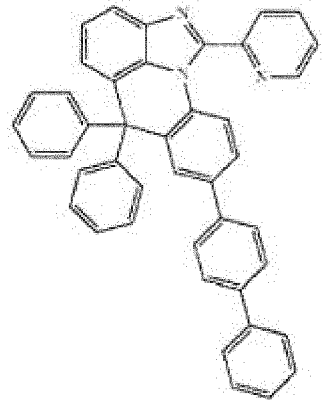
[B-10]

30

35



[B-6]



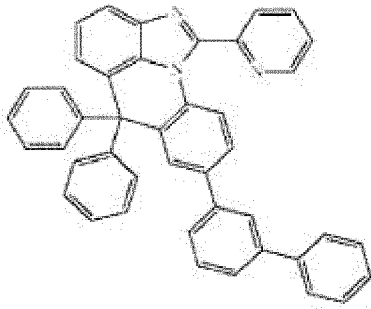
40

45

50

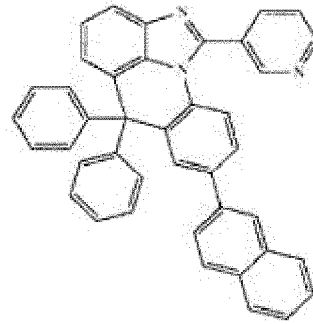
55

5



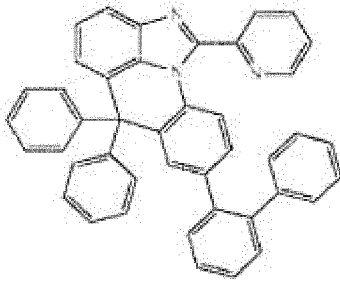
[9-11]

[9-15]



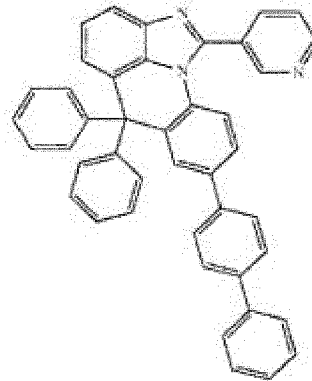
10

15



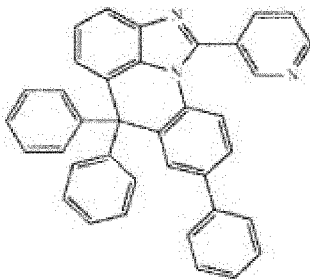
[9-12]

[9-16]



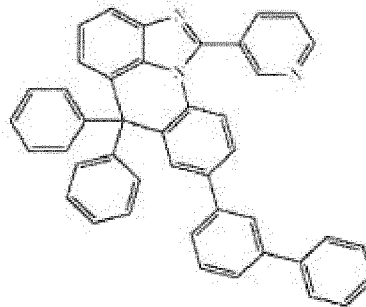
20

25



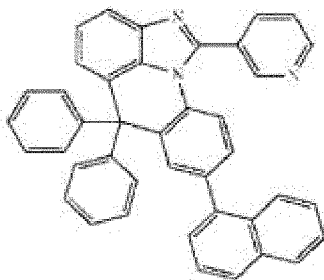
[9-13]

[9-17]



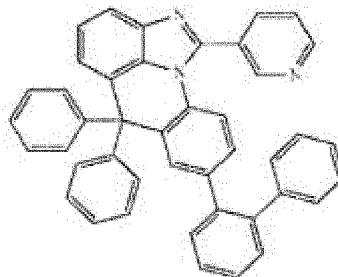
30

35



[9-14]

[9-18]



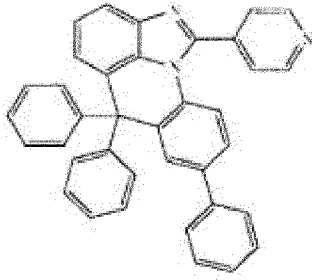
40

45

50

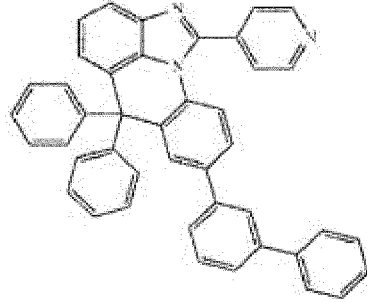
55

5



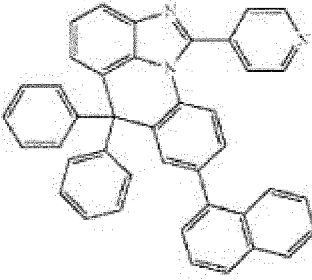
(B-19)

(B-23)



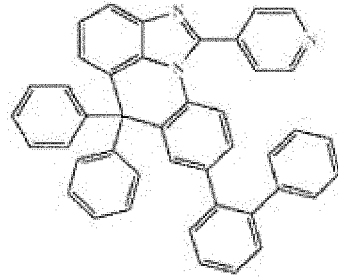
10

(B-20)



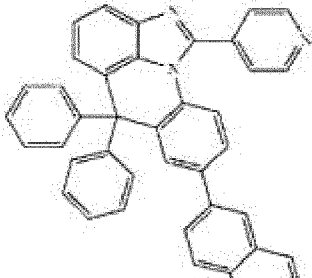
15

(B-24)



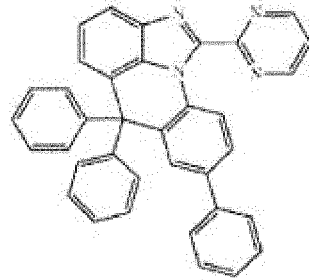
20

(B-21)



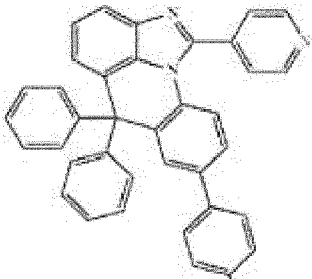
25

(B-25)



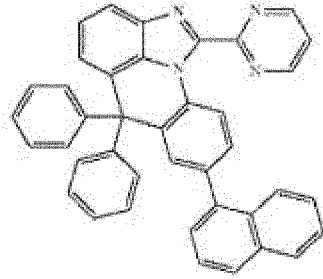
30

(B-22)



35

(B-26)



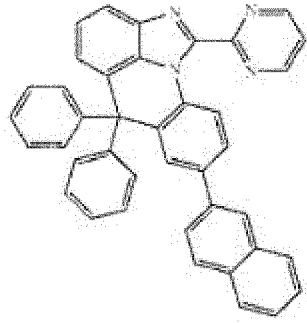
40

45

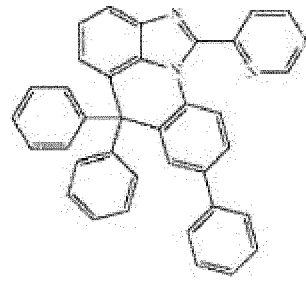
50

55

5



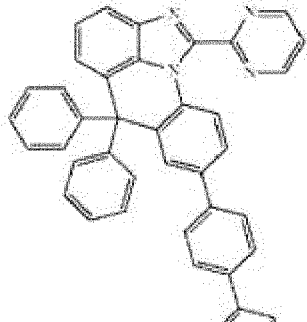
[B-27]



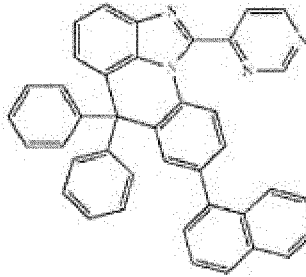
[B-31]

10

15



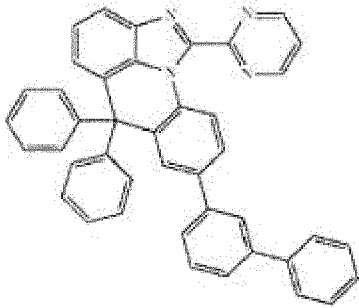
[B-28]



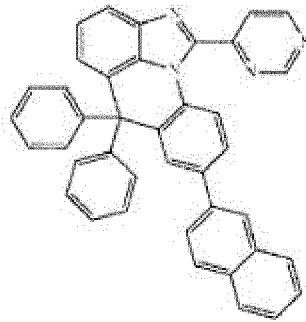
[B-32]

20

25



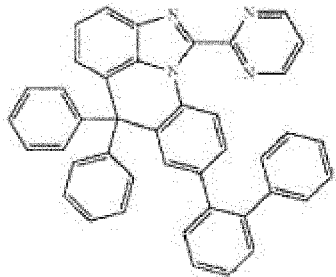
[B-29]



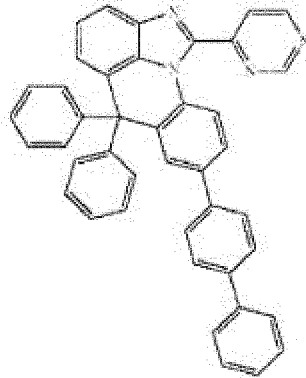
[B-33]

30

35



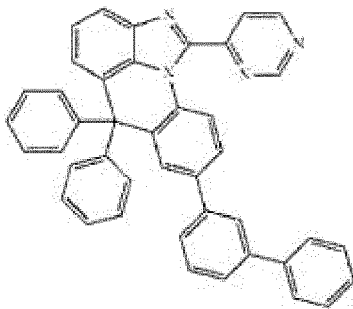
[B-30]



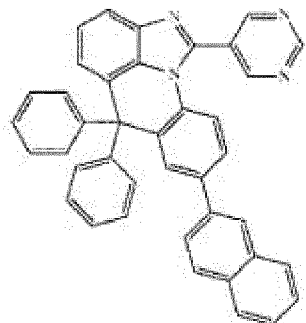
[B-34]

40

45



[B-35]

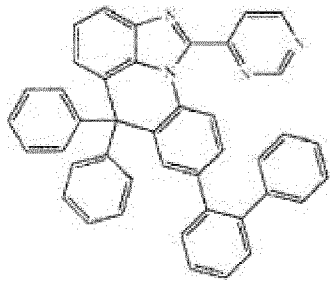


[B-39]

50

55

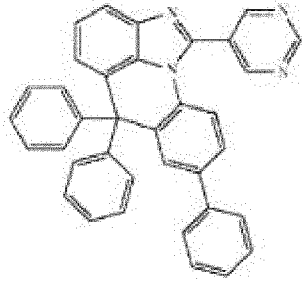
5



[3-39]

10

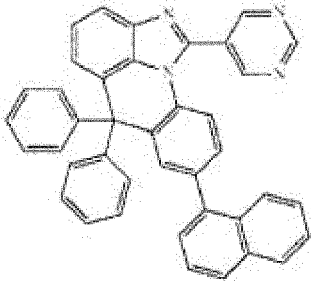
15



[3-40]

20

25



[3-41]

30

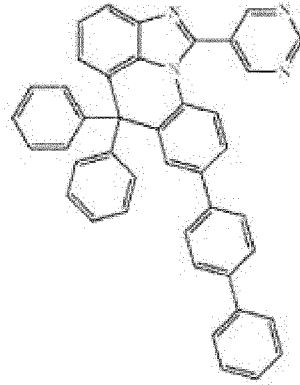
35

40

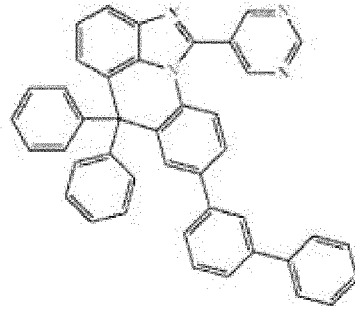
45

50

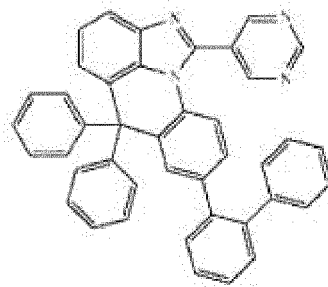
55



[3-42]

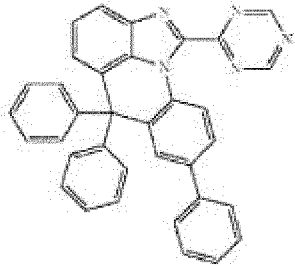


[3-43]



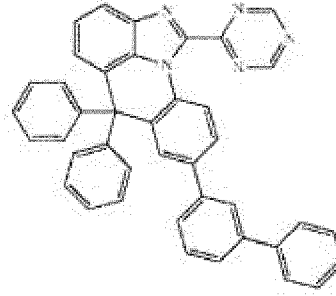
[3-44]

5



[B-43]

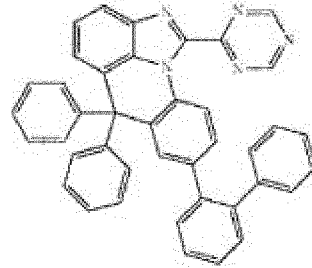
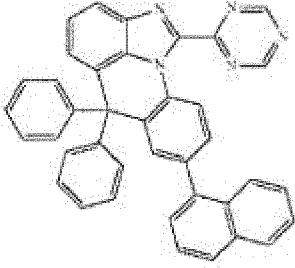
[B-47]



10

[B-44]

[B-48]

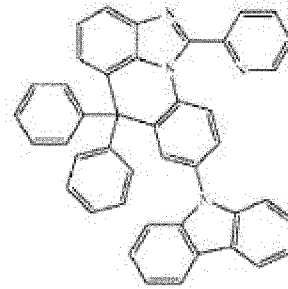
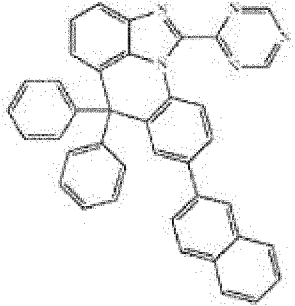


15

20

[B-45]

[B-49]

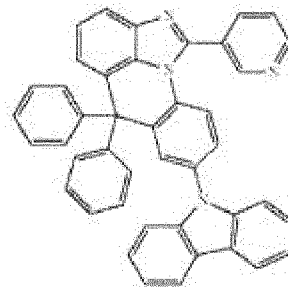
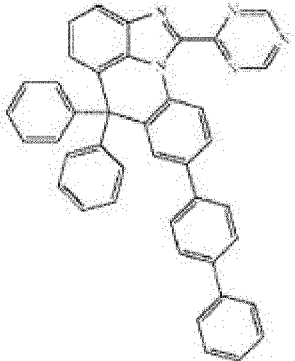


25

30

[B-46]

[B-50]



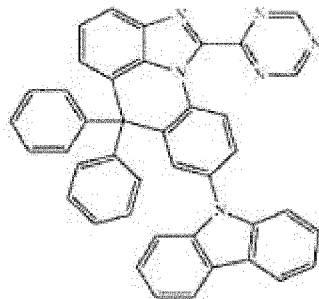
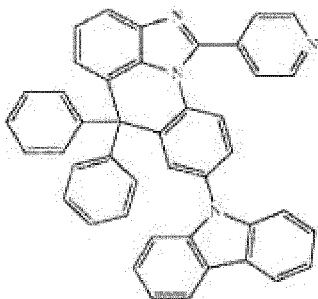
35

40

45

[B-51]

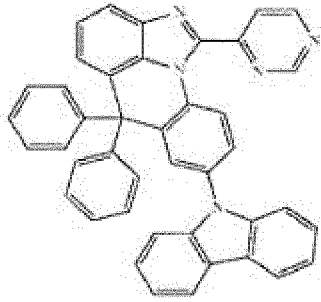
[B-55]



50

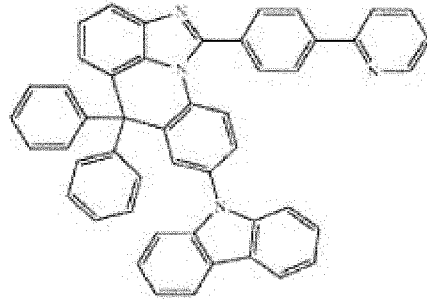
55

5



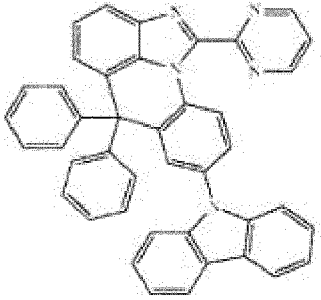
10

[0-51]



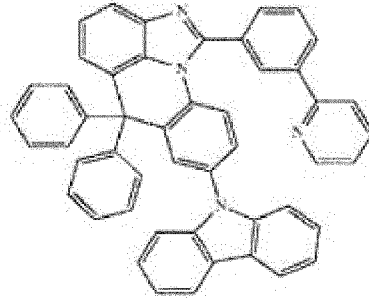
[0-52]

15



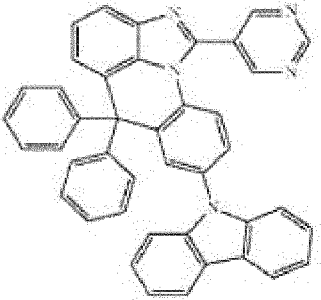
20

[0-53]



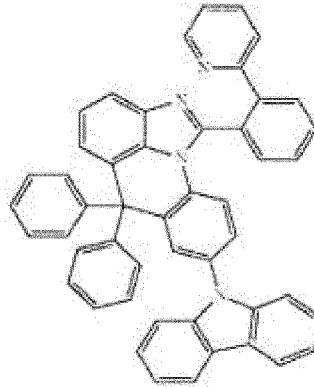
[0-54]

25



30

[0-55]



[0-56]

35

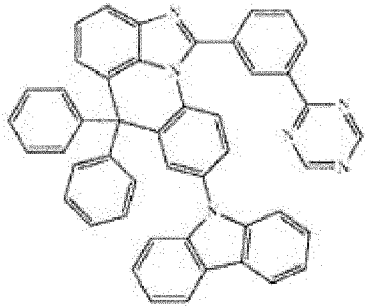
40

45

50

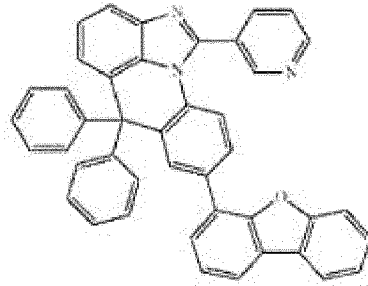
55

5



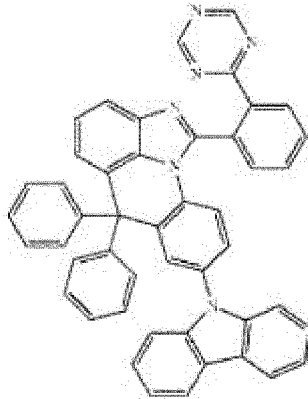
[B-67]

[B-71]



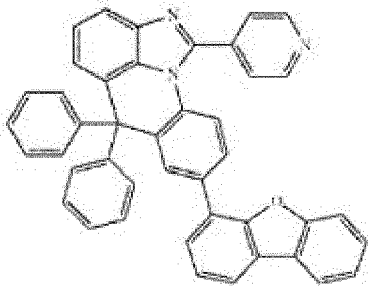
10

15



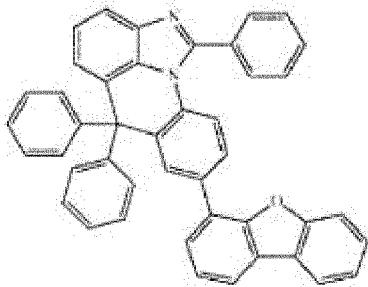
[B-68]

[B-72]



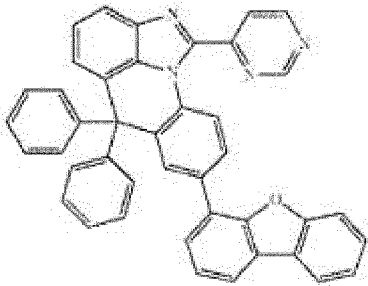
20

25



[B-69]

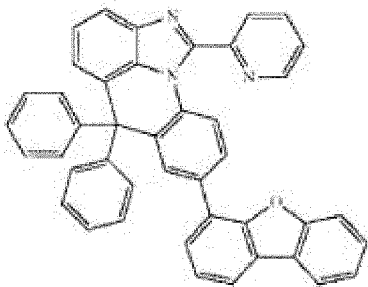
[B-73]



30

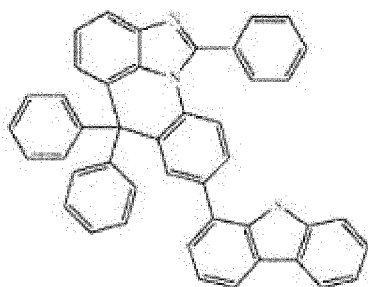
35

40



[B-70]

[B-74]

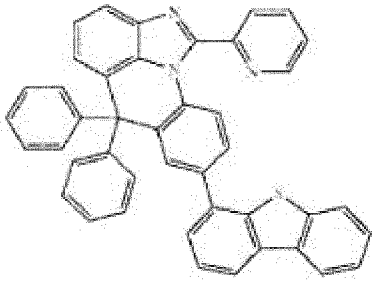


45

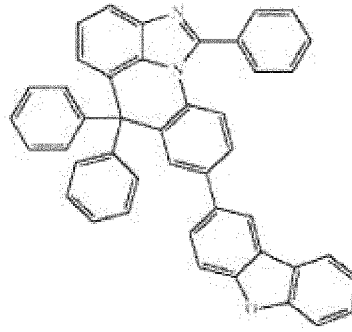
50

55

5



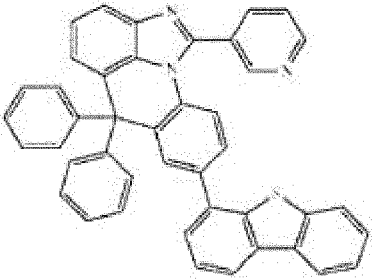
[3-75]



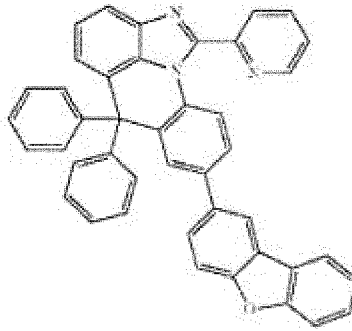
[3-76]

10

15



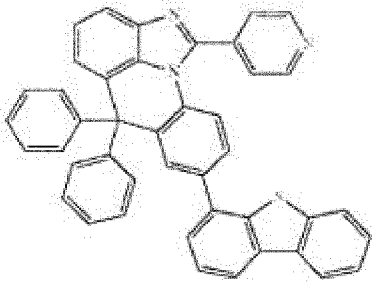
[3-77]



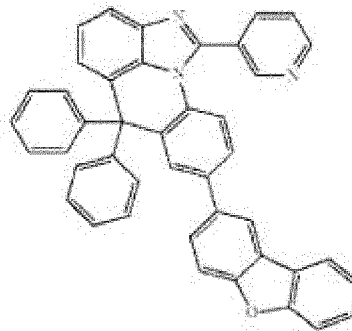
[3-78]

20

25



[3-79]

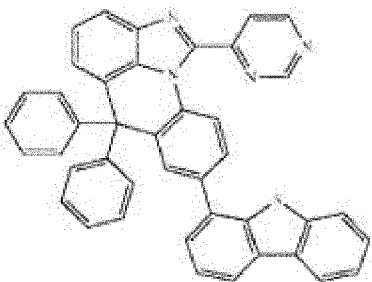


[3-80]

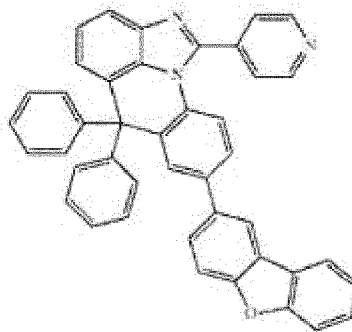
30

35

40



[3-81]



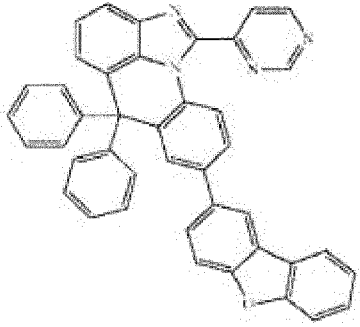
[3-82]

45

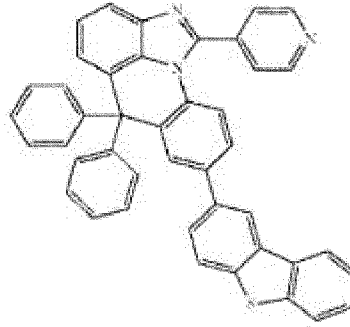
50

55

5



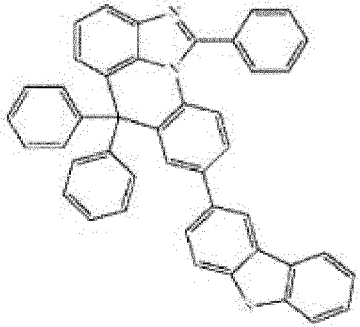
[B-83]



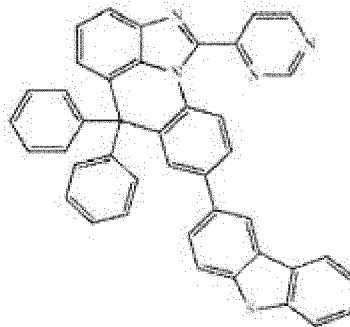
[B-87]

10

15



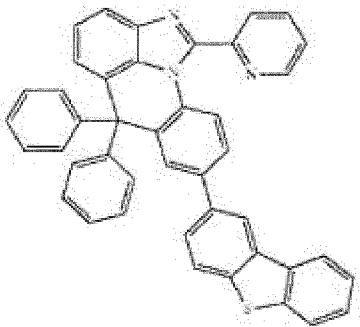
[B-84]



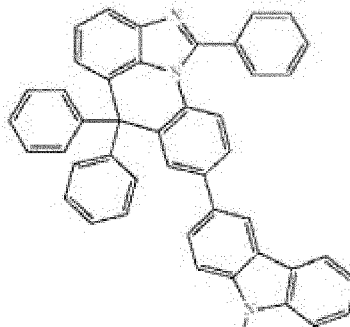
[B-88]

20

25



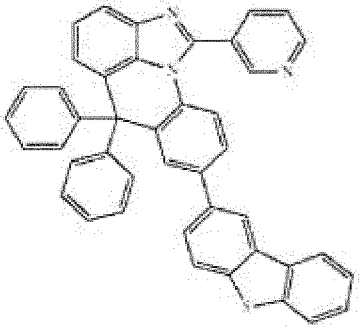
[B-85]



[B-89]

30

35



[B-86]

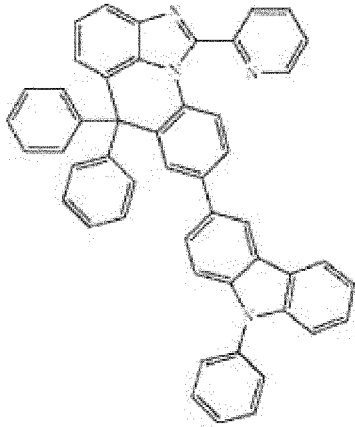
40

45

50

55

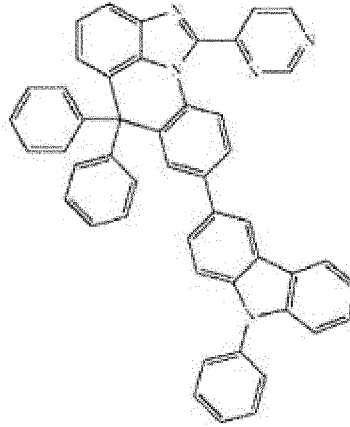
5



[0-01]

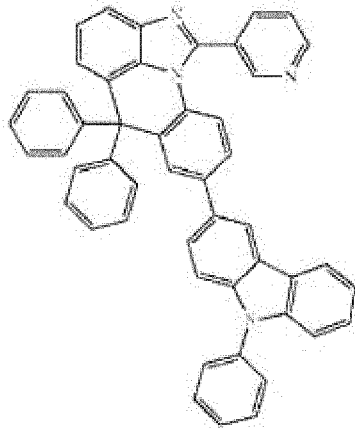
[0-01]

10



15

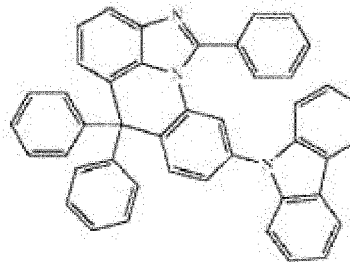
20



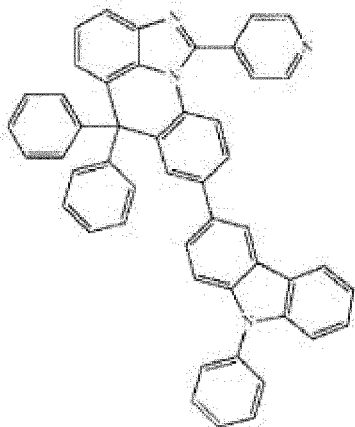
[0-03]

[0-03]

25



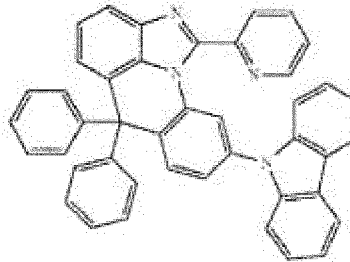
30



[0-05]

[0-05]

35



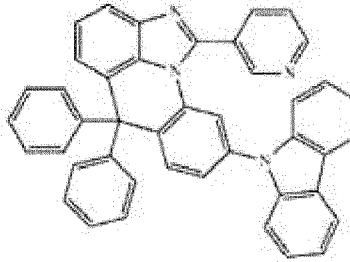
40



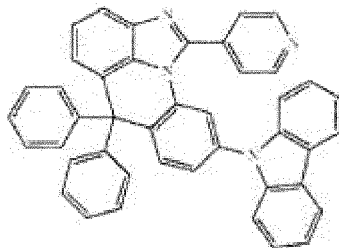
[0-07]

[0-07]

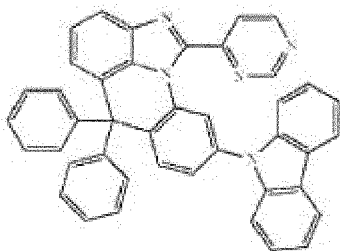
45



50



55



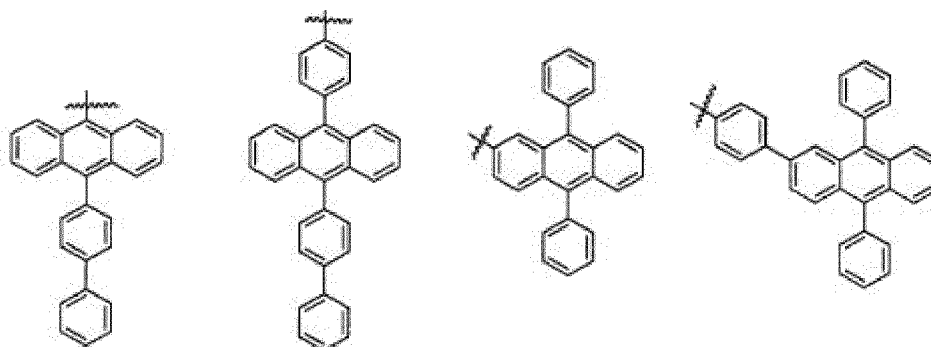
5

10

2. Composé hétérocyclique selon la revendication 1, dans lequel R1 est du deutérium ; un groupe aryle substitué ou non substitué ; ou un groupe alkyle substitué ou non substitué.
3. Composé hétérocyclique selon la revendication 1, dans lequel R, R' et R2 à R8 sont les mêmes ou différents les uns des autres, et chacun représente indépendamment de l'hydrogène ; un groupe alkyle substitué ou non substitué ; un groupe aryle substitué ou non substitué ; ou un groupe oxyde de phosphine substitué ou non substitué.
4. Composé hétérocyclique selon la revendication 1, dans lequel R2 à R8 sont les mêmes ou différents les uns des autres, et chacun représente indépendamment de l'hydrogène ; un groupe phényle substitué ou non substitué ; un groupe anthracène substitué ou non substitué ; un groupe fluorène substitué ou non substitué ou un groupe oxyde de phosphine substitué ou non substitué.
5. Composé hétérocyclique selon la revendication 1, dans lequel R2 à R8 sont les mêmes ou différents les uns des autres et chacun représente indépendamment de l'hydrogène ou l'une quelconque des structures suivantes :

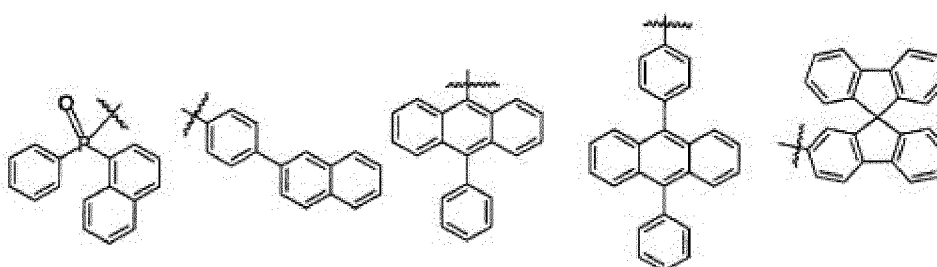
25

30



35

40



45

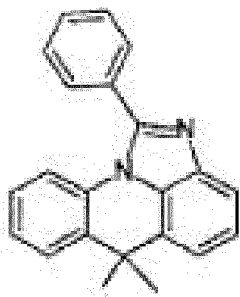
dans lequel les structures peuvent être non substituées ou substituées en outre avec un, deux ou plusieurs substituants sélectionnés parmi du deutérium ; un groupe halogène ; un groupe nitrile ; un groupe nitro ; un groupe hydroxyle ; un groupe carbonyle ; un groupe ester ; un groupe imide ; un groupe amide ; un groupe alkyle substitué ou non substitué ; un groupe cycloalkyle substitué ou non substitué ; un groupe alcoxy substitué ou non substitué ; un groupe aryloxy substitué ou non substitué ; un groupe alkylthioxy substitué ou non substitué ; un groupe arylthioxy substitué ou non substitué ; un groupe alkylsulfoxy substitué ou non substitué ; un groupe arylsulfoxy substitué ou non substitué ; un groupe alcényle substitué ou non substitué ; un groupe silyle substitué ou non substitué ; un groupe bore substitué ou non substitué ; un groupe alkylamine substitué ou non substitué ; un groupe aralkylamine substitué ou non substitué ; un groupe arylamine substitué ou non substitué ; un groupe hétéroarylamine substitué ou non substitué ; un groupe arylphosphine substitué ou non substitué ; un groupe oxyde de phosphine substitué

50

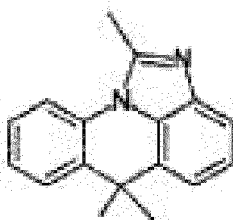
55

ou non substitué ; un groupe aryle substitué ou non substitué ; et un groupe hétérocycle substitué ou non substitué incluant un ou plusieurs atomes de N, O et S.

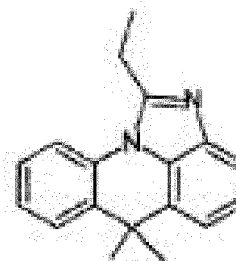
6. Composé hétérocyclique selon la revendication 1, dans lequel le composé hétérocyclique représenté par la Formule Chimique 1 est représenté par l'une quelconque des Formules Chimiques 1-1 à 1-25 suivantes :



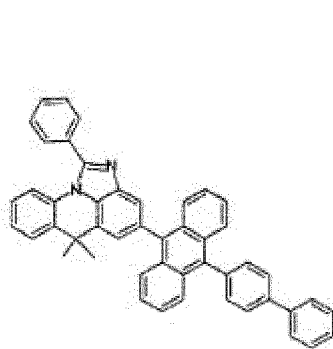
[Formule Chimique 1-1]



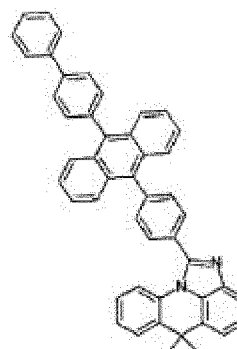
[Formule Chimique 1-2]



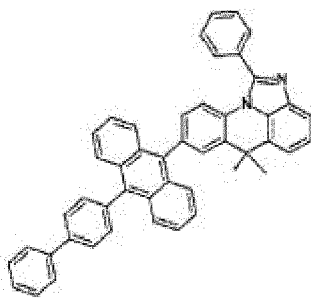
[Formule Chimique 1-3]



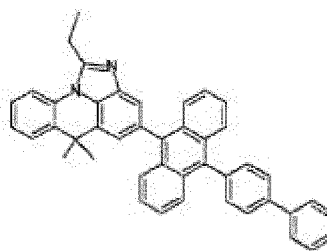
[Formule Chimique 1-4]



[Formule Chimique 1-5]

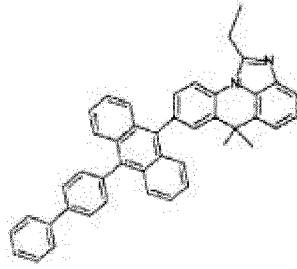


[Formule Chimique 1-6]

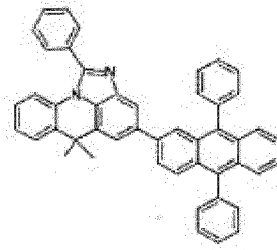


[Formule Chimique 1-7]

5



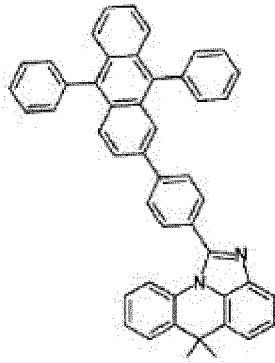
[Formule Chimique 1-8]



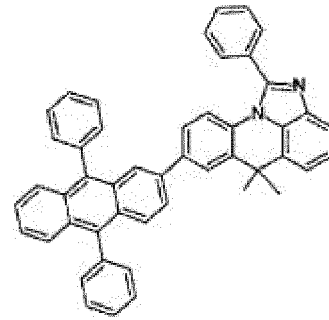
[Formule Chimique 1-9]

10

15



[Formule Chimique 1-10]

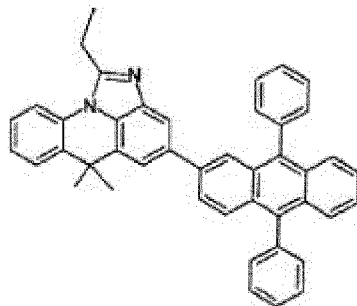


[Formule Chimique 1-11]

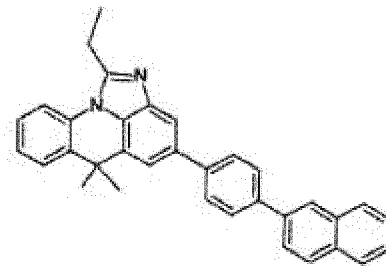
20

25

30



[Formule Chimique 1-12]

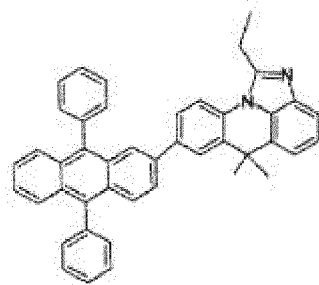


[Formule Chimique 1-13]

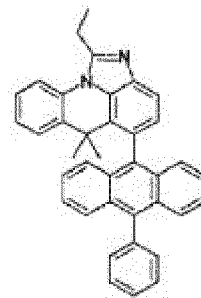
35

40

45



[Formule Chimique 1-14]

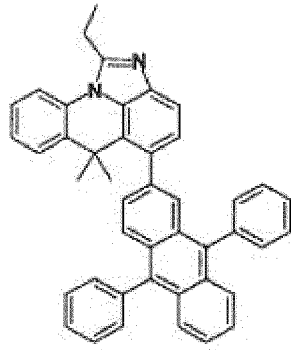


[Formule Chimique 1-15]

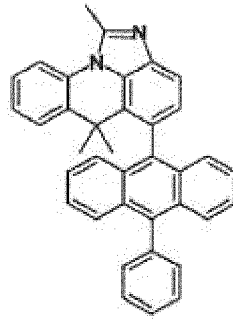
50

55

5



10

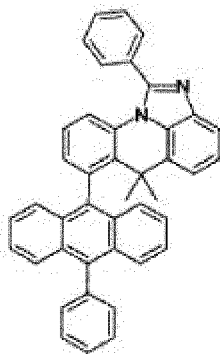


15

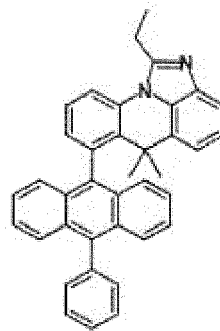
[Formule Chimique 1-16]

[Formule Chimique 1-17]

20



25

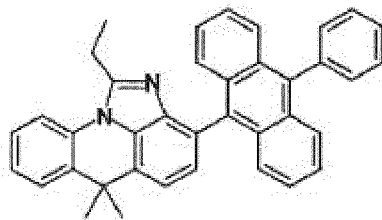


30

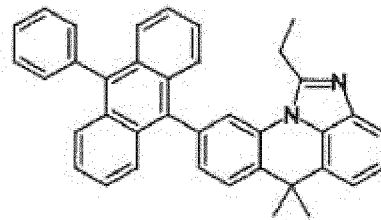
[Formule Chimique 1-18]

[Formule Chimique 1-19]

35



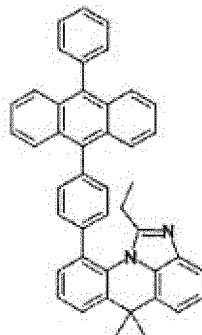
40



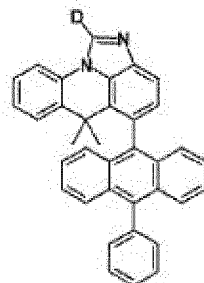
[Formule Chimique 1-20]

[Formule Chimique 1-21]

45



50

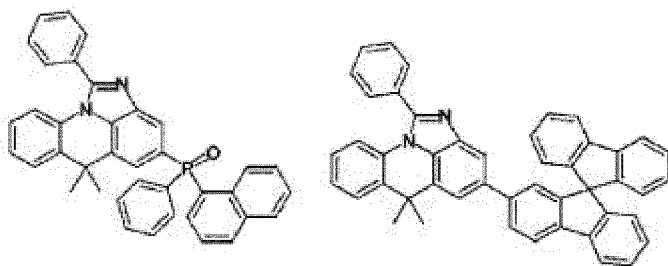


55

[Formule Chimique 1-22]

[Formule Chimique 1-23]

5



10

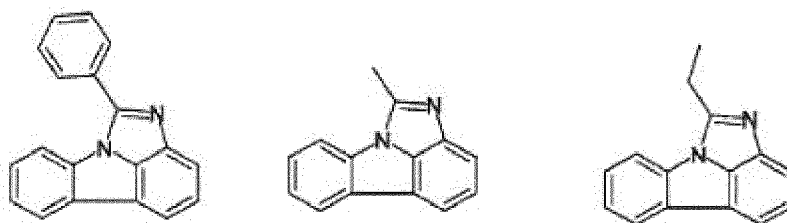
[Formule Chimique 1-24]

[Formule Chimique 1-25]

7. Composé hétérocyclique selon la revendication 1, dans lequel le composé hétérocyclique représenté par la Formule Chimique 1 est représenté par l'une quelconque des Formules Chimiques 2-1 à 2-25 suivantes :

15

20

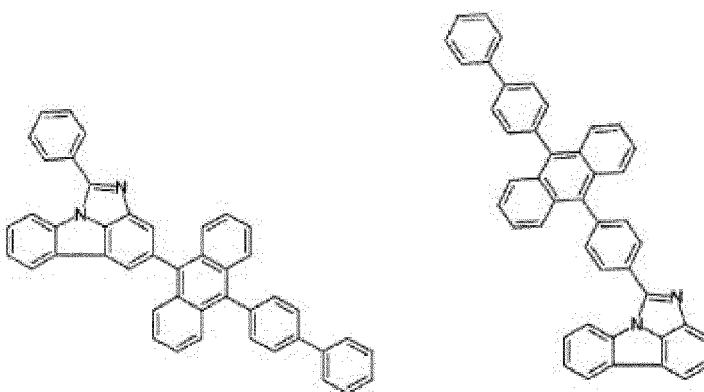


25

[Formule Chimique 2-1] [Formule Chimique 2-2] [Formule Chimique 2-3]

30

35



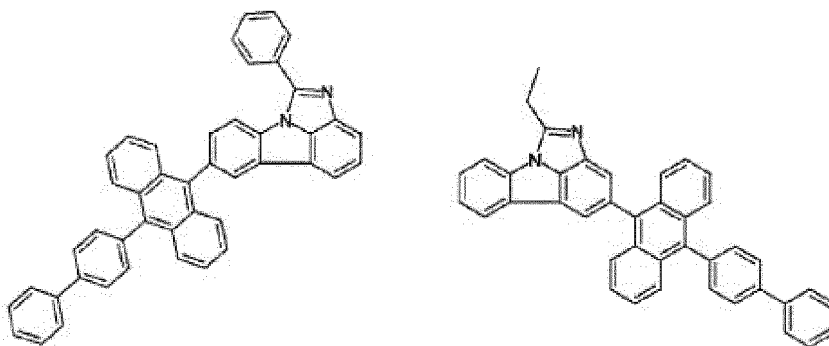
40

[Formule Chimique 2-4]

[Formule Chimique 2-5]

45

50

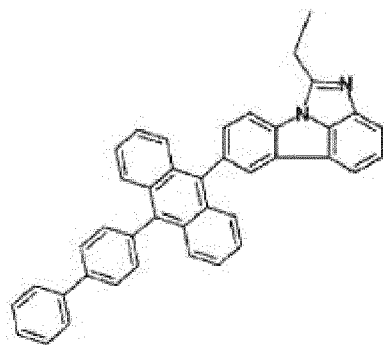


55

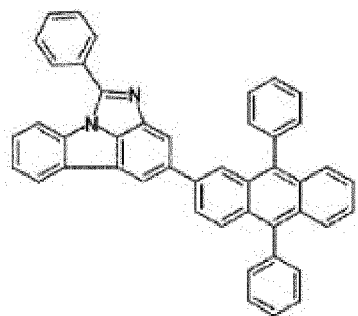
[Formule Chimique 2-6]

[Formule Chimique 2-7]

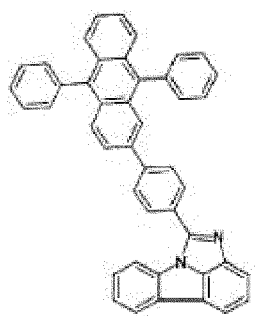
5
10
15
20
25
30
35
40
45
50
55



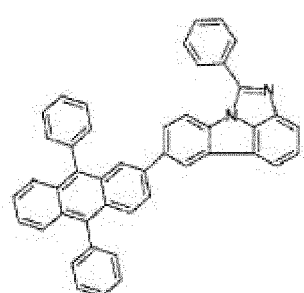
[Formule Chimique 2-8]



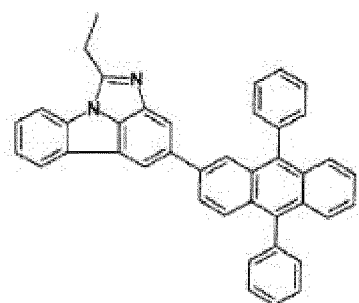
[Formule Chimique 2-9]



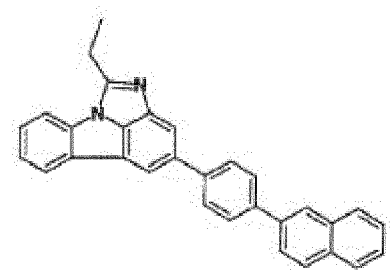
[Formule Chimique 2-10]



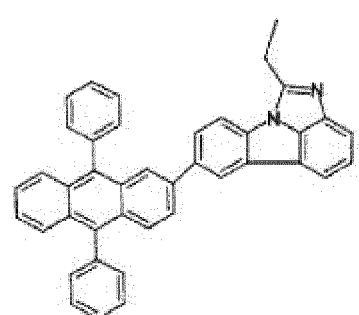
[Formule Chimique 2-11]



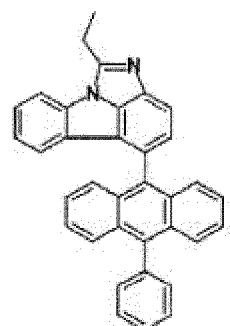
[Formule Chimique 2-12]



[Formule Chimique 2-13]

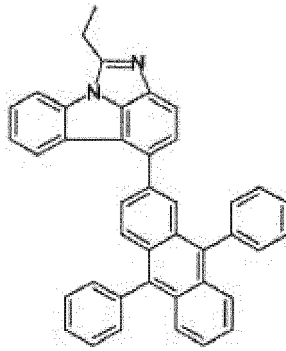


[Formule Chimique 2-14]



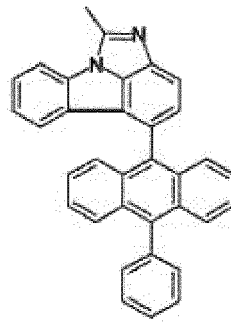
[Formule Chimique 2-15]

5



[Formule Chimique 2-16]

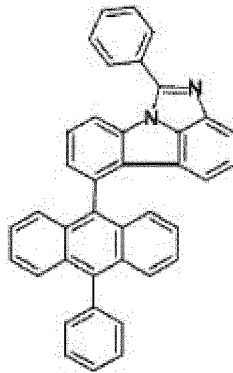
10



[Formule Chimique 2-17]

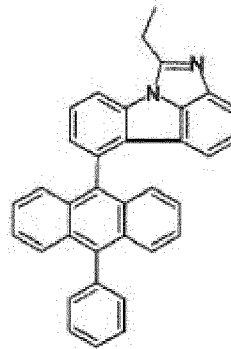
15

20



[Formule Chimique 2-18]

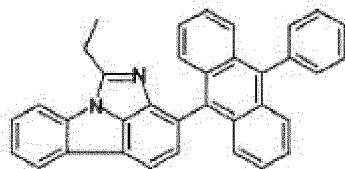
25



[Formule Chimique 2-19]

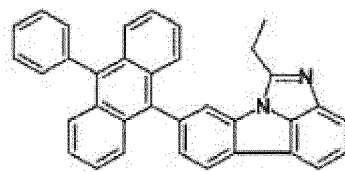
30

35



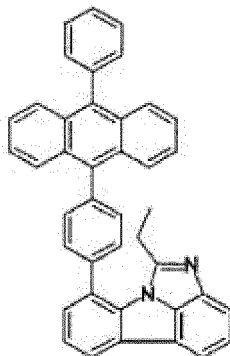
[Formule Chimique 2-20]

40



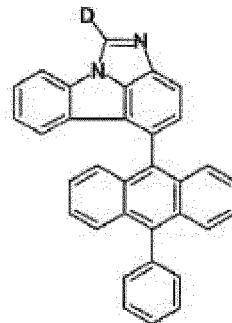
[Formule Chimique 2-21]

45



[Formule Chimique 2-22]

50

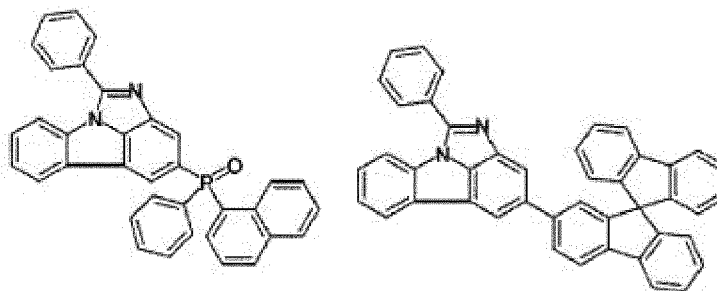


[Formule Chimique 2-23]

55

5

10



[Formule Chimique 2-24]

[Formule Chimique 2-25]

15

20

8. Dispositif électroluminescent organique comprenant :

- une première électrode ;
- une seconde électrode prévue en face de la première électrode ; et
- une ou plusieurs couches de matière organique incluant une couche électroluminescente prévue entre la première électrode et la seconde électrode,
- dans lequel une ou plusieurs couches des couches de matière organique incluent le composé hétérocyclique tel que défini dans l'une quelconque des revendications 1 à 7.

25

9. Dispositif électroluminescent organique selon la revendication 8, dans lequel la couche de matière organique inclut une couche de transfert d'électrons, une couche d'injection d'électrons ou une couche effectuant un transfert d'électrons et une injection d'électrons en même temps, et la couche de transfert d'électrons, la couche d'injection d'électrons ou la couche effectuant un transfert d'électrons et une injection d'électrons en même temps inclut le composé hétérocyclique.

30

10. Dispositif électroluminescent organique selon la revendication 9, dans lequel la couche de transfert d'électrons, la couche d'injection d'électrons ou la couche effectuant un transfert d'électrons et une injection d'électrons en même temps est formée seulement avec le composé hétérocyclique.

35

11. Dispositif électroluminescent organique selon la revendication 9, dans lequel la couche de transfert d'électrons, la couche d'injection d'électrons ou la couche effectuant un transfert d'électrons et une injection d'électrons en même temps inclut le composé hétérocyclique en tant qu'hôte de type p et un dopant de type n en tant que dopant.

40

12. Dispositif électroluminescent organique selon la revendication 11, dans lequel le dopant de type n inclut des métaux alcalins, des composés de métal alcalin, des métaux alcalino-terreux, ou des composés de métal alcalino-terreux ou des combinaisons de ceux-ci.

45

13. Dispositif électroluminescent organique selon la revendication 8, dans lequel la couche électroluminescente inclut le composé hétérocyclique.

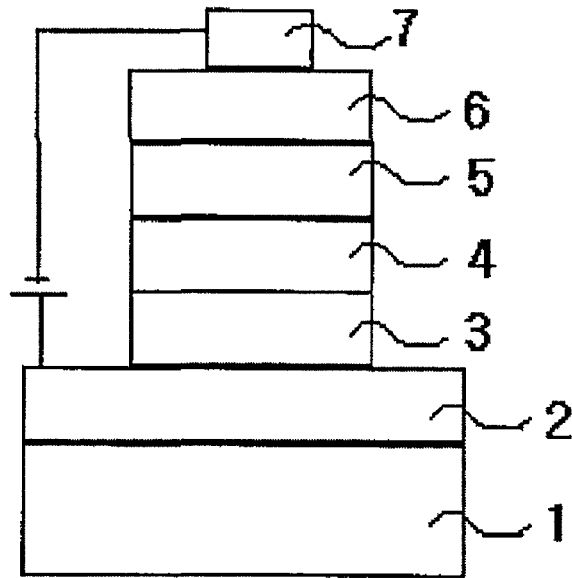
14. Dispositif électroluminescent organique selon la revendication 13, dans lequel la couche électroluminescente inclut le composé hétérocyclique en tant qu'hôte et un composé de dopant phosphoré en tant que dopant.

50

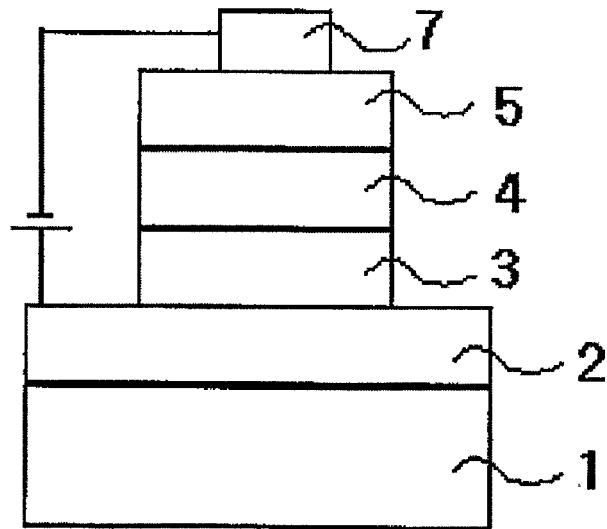
15. Dispositif électroluminescent organique selon la revendication 8, dans lequel la couche de matière organique inclut en outre une, deux ou plusieurs couches sélectionnées à partir d'une couche d'injection de trous, d'une couche de transfert de trous, d'une couche de transfert d'électrons, d'une couche d'injection d'électrons, d'une couche de blocage d'électrons et d'une couche de blocage de trous.

55

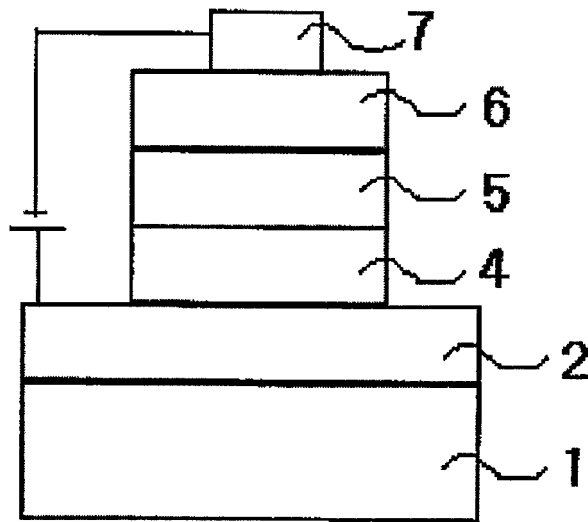
【FIG. 1】



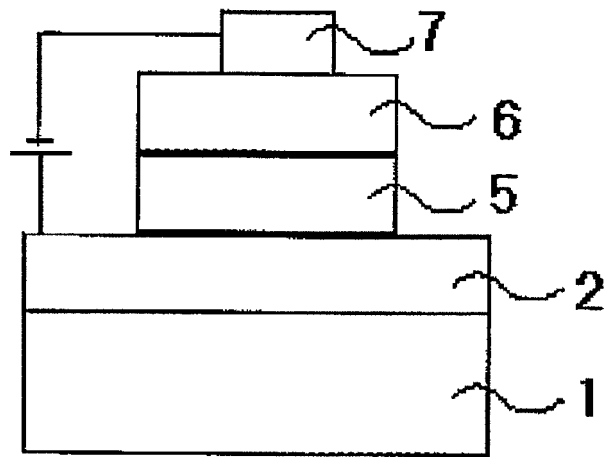
【FIG. 2】



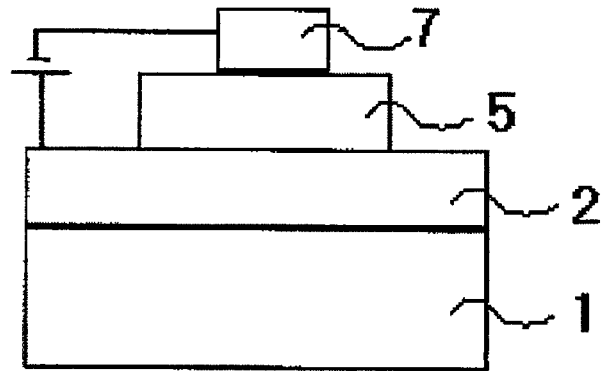
【FIG. 3】



【FIG. 4】



【FIG. 5】



REFERENCES CITED IN THE DESCRIPTION

This list of references cited by the applicant is for the reader's convenience only. It does not form part of the European patent document. Even though great care has been taken in compiling the references, errors or omissions cannot be excluded and the EPO disclaims all liability in this regard.

Patent documents cited in the description

- KR 20070092667 [0006]
- WO 2009047147 A [0006]

专利名称(译)	杂环化合物和使用其的有机发光元件		
公开(公告)号	EP3053984B1	公开(公告)日	2018-10-31
申请号	EP2014848459	申请日	2014-09-29
[标]申请(专利权)人(译)	乐金化学股份有限公司		
申请(专利权)人(译)	LG化学有限公司.		
当前申请(专利权)人(译)	LG化学有限公司.		
[标]发明人	KANG MINYOUNG LEE DONG HOON JANG BOONJAE JANG JUNGI KIM SEONG SO		
发明人	KANG, MINYOUNG LEE, DONG HOON JANG, BOONJAE JANG, JUNGI KIM, SEONG SO		
IPC分类号	H01L51/54 C09K11/06 C07D471/04		
CPC分类号	H01L51/0072 C07D471/06 C07D487/06 C07D498/06 C07D513/06 C07F9/6561 C07F9/65846 C09K11/025 C09K11/06 C09K2211/1007 C09K2211/1011 C09K2211/1014 C09K2211/1029 C09K2211/1044 C09K2211/1092 C09K2211/185 C09K2211/188 H01L51/0051 H01L51/0052 H01L51/0054 H01L51/0055 H01L51/0056 H01L51/0058 H01L51/0067 H01L51/0068 H01L51/0071 H01L51/0077 H01L51/0085 H01L51/5012 H01L51/5016 H01L51/5056 H01L51/5072 H01L51/5076 H01L51/5088 H01L51/5092 H01L51/5096 H01L51/5203 H05B33/20		
优先权	1020130116594 2013-09-30 KR		
其他公开文献	EP3053984A4 EP3053984A1		
外部链接	Espacenet		

摘要(译)

本说明书提供杂环化合物和使用其的有机发光器件。

[Chemical Formula 1]

