

(19)



(11)

EP 2 725 080 B1

(12)

EUROPEAN PATENT SPECIFICATION

(45) Date of publication and mention of the grant of the patent:
24.01.2018 Bulletin 2018/04

(51) Int Cl.:
C09K 11/06 (2006.01) H01L 51/50 (2006.01)

(21) Application number: **12804493.0**

(86) International application number:
PCT/KR2012/004872

(22) Date of filing: **20.06.2012**

(87) International publication number:
WO 2013/002509 (03.01.2013 Gazette 2013/01)

(54) **NOVEL COMPOUND AND ORGANIC LIGHT-EMITTING DEVICE USING SAME**
 NEUE VERBINDUNG UND ORGANISCHE LICHEMITTIERENDE VORRICHTUNG DAMIT
 NOUVEAU COMPOSÉ ET DISPOSITIF ÉLECTROLUMINESCENT ORGANIQUE L'UTILISANT

(84) Designated Contracting States:
AL AT BE BG CH CY CZ DE DK EE ES FI FR GB GR HR HU IE IS IT LI LT LU LV MC MK MT NL NO PL PT RO RS SE SI SK SM TR

- **KIM, Seong So**
Gyeonggi-do 413-738 (KR)
- **CHA, Yongbum**
Seoul 137-061 (KR)

(30) Priority: **27.06.2011 KR 20110062395**

(74) Representative: **Hoffmann Eitle**
Patent- und Rechtsanwälte PartmbB
Arabellastraße 30
81925 München (DE)

(43) Date of publication of application:
30.04.2014 Bulletin 2014/18

(73) Proprietor: **LG Chem, Ltd.**
Seoul 150-721 (KR)

(56) References cited:
WO-A1-2009/017056 WO-A1-2009/127307
WO-A1-2009/136595 WO-A1-2010/126234
WO-A1-2011/000455 WO-A2-2010/107244
KR-A- 20100 007 780 KR-A- 20100 023 783
KR-A- 20110 041 726 US-A1- 2008 193 797
US-A1- 2011 062 429

- (72) Inventors:
- **HONG, Sung Kil**
Seoul 150-721 (KR)
 - **KIM, Yun Hwan**
Seoul 158-756 (KR)
 - **HUH KWON, Jungoh**
Seoul 150-721 (KR)
 - **CHO, Seongmi**
Gyeongsangbuk-do 780-460 (KR)

Remarks:
 The file contains technical information submitted after the application was filed and not included in this specification

EP 2 725 080 B1

Note: Within nine months of the publication of the mention of the grant of the European patent in the European Patent Bulletin, any person may give notice to the European Patent Office of opposition to that patent, in accordance with the Implementing Regulations. Notice of opposition shall not be deemed to have been filed until the opposition fee has been paid. (Art. 99(1) European Patent Convention).

Description

[Technical Field]

5 **[0001]** The present invention relates to an organic light emitting device in which a novel compound that is capable of largely improving a life span, efficiency, electrochemical stability and thermal stability of the organic light emitting device is included in an organic compound layer.

[Background Art]

10 **[0002]** An organic light emitting phenomenon is an example of a conversion of current into visible rays by an internal process of a specific organic molecule. The organic light emitting phenomenon is based on the following principle. When an organic material layer is interposed between an anode and a cathode, if voltage is applied between two electrodes, electrons and holes are injected from the cathode and the anode to the organic material layer. The electrons and the holes injected into the organic material layer are recombined to form an exciton, and the exciton is reduced to a bottom state to emit light. The organic light emitting device using the principle may be generally constituted by a cathode, an anode, and an organic material layer interposed therebetween, for example, an organic material layer including a hole injection layer, a hole transport layer, a light emitting layer and an electron transport layer.

15 **[0003]** The material used in the organic light emitting device is mostly a pure organic material or a complex compound of an organic material and metal, and may be classified into a hole injection material, a hole transport material, a light emitting material, an electron transport material, an electron injection material and the like according to the purpose. Herein, an organic material having a p-type property, that is, an organic material easily oxidized and electrochemically stable while the organic material is oxidized, is mainly used as the hole injection material or the hole transport material. Meanwhile, an organic material having an n-type property, that is, an organic material easily reduced and electrochemically stable while the organic material is reduced, is mainly used as the electron injection material or the electron transport material. A material having both p-type and n-type properties, that is, a material that is stable while the material is oxidized and reduced, is preferable as the light emitting layer material, and a material having high light emitting efficiency for conversion of the exciton into light when the exciton is formed is preferable.

20 **[0004]** In addition, it is preferable that the material used in the organic light emitting device further have the following properties.

25 **[0005]** First, it is preferable that the material used in the organic light emitting device have excellent thermal stability. The reason is because joule heat is generated by movement of electric charges in the organic light emitting device. Recently, since NPB, which has mainly been used as the hole transport layer material, has a glass transition temperature of 100°C or lower, there is a problem in that it is difficult to apply NPB to an organic light emitting device requiring a high current.

30 **[0006]** Second, holes or electrons injected into the organic light emitting device should be smoothly transported to a light emitting layer, and the injected holes and electrons should not be released out of the light emitting layer in order to obtain an organic light emitting device that is capable of being driven at low voltage and has high efficiency. To this end, a material used in the organic light emitting device should have an appropriate band gap and HOMO or LUMO energy level. In the case of PEDOT:PSS currently used as a hole transport material in an organic light emitting device manufactured by a solution coating method, since a LUMO energy level thereof is lower than that of an organic material used as a light emitting layer material, it is difficult to manufacture an organic light emitting device having high efficiency and a long life span.

35 **[0007]** In addition, the material used in the organic light emitting device should have excellent chemical stability, electric charge mobility, and interfacial characteristic with an electrode or an adjacent layer. That is, the material used in the organic light emitting device should be little deformed by moisture or oxygen. Further, appropriate hole or electron mobility should be ensured so as to balance densities of the holes and of the electrons in the light emitting layer of the organic light emitting device to maximize the formation of excitons. Additionally, an interface with an electrode including metal or metal oxides should be favorable so as to ensure stability of the device.

40 **[0008]** Accordingly, there is a need to develop an organic material having the aforementioned requirements in the art.

[Prior Art Document]

[Patent Document]

45 **[0009]** Korean Patent Application Laid-Open No. 2006-0023046

50 **[0010]** WO-A-2011/000455 discloses indenofluorene derivatives that can be used as matrix materials for phosphorescent doping agents, or as electron transport materials, in particular for use in the emissions and/or charge transport

layer of an electroluminescence device.

[Disclosure]

5 [Technical Problem]

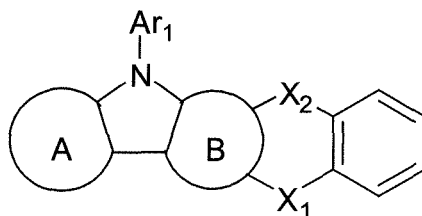
[0011] The present invention has been made in an effort to provide an organic light emitting device including a compound that can satisfy conditions required in the material capable of being used in the organic light emitting device, for example, an appropriate energy level, electrochemical stability, thermal stability and the like, and has a chemical structure performing various roles required in the organic light emitting device according to a substituent group.

[Technical Solution]

15 [0012] An exemplary embodiment of the present invention provides a compound represented by the following Formula 1.

[Formula 1]

20



25

In Formula 1,

30 A and B are the same as or different from each other, and each independently substituted or unsubstituted phenyl or substituted or unsubstituted naphthalene,

at least one of A and B is substituted or unsubstituted naphthalene,

Ar₁ is a substituted or unsubstituted aryl group or a substituted or unsubstituted heterocyclic group,

one of X₁ and X₂ is CR'R'' and the other is a direct bond,

35 R' and R'' are the same as or different from each other, and each independently selected from the group consisting

of hydrogen; heavy hydrogen; a halogen group; a nitrile group; a nitro group; a hydroxy group; a substituted or unsubstituted alkyl group; a substituted or unsubstituted cycloalkyl group; a substituted or unsubstituted alkoxy group; a substituted or unsubstituted aryloxy group; a substituted or unsubstituted alkylthioxy group; a substituted or unsubstituted arylthioxy group; a substituted or unsubstituted alkylsulfoxy group; a substituted or unsubstituted arylsulfoxy group; a substituted or unsubstituted alkenyl group; a substituted or unsubstituted silyl group; a substituted or unsubstituted boron group; a substituted or unsubstituted alkylamine group; a substituted or unsubstituted ar-alkylamine group; a substituted or unsubstituted arylamine group; a substituted or unsubstituted heteroarylamine group; a substituted or unsubstituted aryl group; a substituted or unsubstituted fluorenyl group; a substituted or unsubstituted carbazole group; a substituted or unsubstituted heterocyclic group including one or more of N, O and S atoms, or -N(L)(Y); -CO-N(L)(Y); and -COO-L, and

45 L and Y are the same as or different from each other, and each independently selected from the group consisting of hydrogen, a halogen group, an alkyl group, an alkoxy group, a substituted or unsubstituted aryl group, a substituted or unsubstituted arylalkyl group, a substituted or unsubstituted arylalkenyl group, a substituted or unsubstituted heterocyclic group, a substituted or unsubstituted carbazolyl group, a substituted or unsubstituted fluorenyl group, a nitrile group and an acetyl group.

50

[0013] Another exemplary embodiment of the present invention provides an organic light emitting device including: a first electrode, a second electrode, and one or more organic material layers interposed between the first electrode and the second electrode, wherein one or more layers of the organic material layers include the compound of Formula 1.

55 [Advantageous Effects]

[0014] A compound according to the present invention may be used as an organic material layer material, particularly, a hole injection material and/or a hole transport material in an organic light emitting device, and in the case where the

compound is used in the organic light emitting device, driving voltage of the device is lowered, light efficiency is improved, and a life span property of the device is improved because of thermal stability of the compound.

[Brief Description of the Drawings]

5

[0015]

FIG. 1 illustrates an example of an organic light emitting device including a substrate 1, an anode 2, a light emitting layer 3 and a cathode 4.

10 FIG. 2 illustrates an example of an organic light emitting device including a substrate 1, an anode 2, a hole injection layer 5, a hole transport layer 6, a light emitting layer 7, an electron transport layer 8 and a cathode 4.

[Best Mode]

15 **[0016]** Hereinafter, the present invention will be described in more detail.

[0017] The present invention provides a compound represented by Formula 1.

[0018] A and B of Formula 1 are the same as or different from each other, and each substituted or unsubstituted phenyl or substituted or unsubstituted naphthalene.

20 **[0019]** In the exemplary embodiment of the present invention, substituted phenyl or substituted naphthalene of A and B of Formula 1 means that phenyl or naphthalene is substituted by one or more substituent groups selected from the group consisting of heavy hydrogen, a halogen group, a substituted or unsubstituted alkyl group, a substituted or unsubstituted alkenyl group, a substituted or unsubstituted alkoxy group, a substituted or unsubstituted silyl group, a substituted or unsubstituted arylalkenyl group, a substituted or unsubstituted aryl group, a substituted or unsubstituted heteroaryl group, a substituted or unsubstituted carbazole group, a substituted or unsubstituted arylamine group, a substituted or unsubstituted fluorenyl group and a nitrile group, or has no substituent group.

25 **[0020]** In another exemplary embodiment, substituted or unsubstituted phenyl or substituted or unsubstituted naphthalene of A and B of Formula 1 means that phenyl or naphthalene is substituted by an alkyl group substituted or unsubstituted by one or more substituent groups selected from the group consisting of a halogen group, an alkyl group, an alkenyl group, an alkoxy group, an arylamine group, an aryl group, an arylalkyl group, an arylalkenyl group, a heterocyclic group, a carbazolyl group, a fluorenyl group and a nitrile group, or has no substituent group.

30 **[0021]** In the exemplary embodiment of the present invention, Ar₁ of Formula 1 is selected from the group consisting of an aryl group substituted or unsubstituted by one or more substituent groups selected from the group consisting of a halogen group, an alkyl group, an alkenyl group, an alkoxy group, an arylamine group, an aryl group, an arylalkyl group, an arylalkenyl group, a heterocyclic group, a carbazolyl group, a fluorenyl group and a nitrile group; and a heterocyclic group that is substituted or unsubstituted by one or more substituent groups selected from the group consisting of a halogen group, an alkyl group, an alkenyl group, an alkoxy group, an arylamine group, an aryl group, an arylalkyl group, an arylalkenyl group, a heterocyclic group, a carbazolyl group, a fluorenyl group and a nitrile group and includes O, N or S as a heteroatom.

35 **[0022]** In the present invention, in the case where Ar₁ of Formula 1 is a substituted or unsubstituted aryl group or a substituted or unsubstituted heterocyclic group, efficiency of the organic light emitting device is higher than that of the case where Ar₁ is an alkyl group.

40 **[0023]** In the exemplary embodiment of the present invention, R' and R" are the same as or different from each other, and each independently an alkyl group substituted or unsubstituted by one or more substituent groups selected from the group consisting of a halogen group, an alkyl group, an alkenyl group, an alkoxy group, an arylamine group, an aryl group, an arylalkyl group, an arylalkenyl group, a heterocyclic group, a carbazolyl group, a fluorenyl group and a nitrile group.

45 **[0024]** In the compound according to the present invention, substituent groups of Formula 1 will be described in more detail below.

50 **[0025]** Examples of the halogen group may include fluorine, chlorine, bromine, iodine and the like, but are not limited thereto.

[0026] The alkyl group may be a straight or branched chain, and the number of carbon atoms is not particularly limited but is preferably 1 to 12. Specific examples thereof include a methyl group, an ethyl group, a propyl group, an isopropyl group, a butyl group, a t-butyl group, a pentyl group, a hexyl group, a heptyl group and the like, but are not limited thereto.

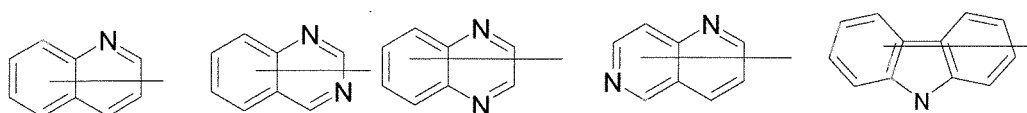
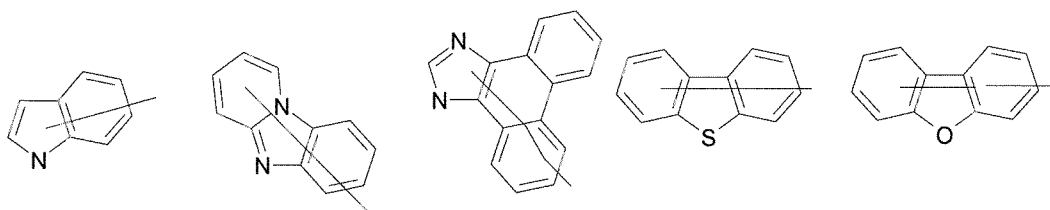
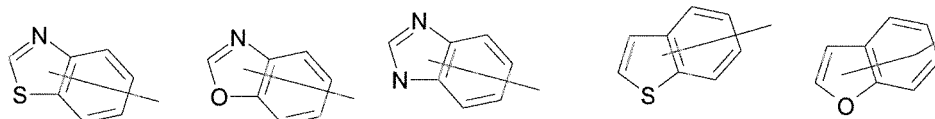
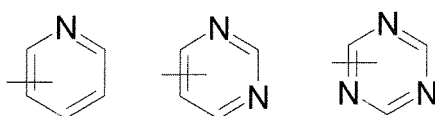
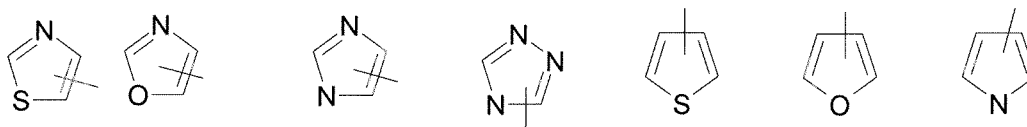
55 **[0027]** The cycloalkyl group is not particularly limited, the number of carbon atoms is preferably 3 to 60, and a cyclopentyl group and a cyclohexyl group are particularly preferable.

[0028] The alkenyl group may be a straight or branched chain, and the number of carbon atoms is not particularly limited but is preferably 2 to 12. Specific examples thereof include an alkenyl group connected to an aryl group such as a stylybenyl group and a styrenyl group, but are not limited thereto.

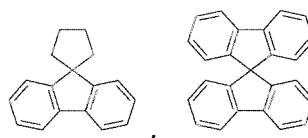
[0029] It is preferable that the alkoxy group have 1 to 12 carbon atoms, and more specific examples thereof may include methoxy, ethoxy, isopropoxy and the like, but are not limited thereto.

[0030] The aryl group may be a monocycle or a polycycle, and the number of carbon atoms is not particularly limited but is preferably 6 to 60. Examples of the monocyclic aryl group may include a phenyl group, a biphenyl group, a terphenyl group, stilben and the like, and examples of the polycyclic aryl group may include a naphthyl group, an anthracenyl group, a phenanthrene group, a pyrenyl group, a perylenyl group, a cryxenyl group, a fluorene group and the like, but are not limited thereto.

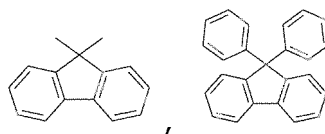
[0031] The heterocyclic group is a cyclic group including O, N or S as a heteroatom, and the number of carbon atoms is not particularly limited, but is preferably 3 to 30. Examples of the heterocyclic group include a carbazole group, a thiophene group, a furan group, a pyrrole group, an imidazole group, a thiazole group, an oxazole group, an oxadiazole group, a triazole group, a pyridyl group, a pyradazine group, a quinolynyl group, an isoquinolyn group, an acrydyl group and the like, and the compounds of the following Structural Formulas are preferable but are not limited thereto.



[0032] The fluorenyl group has a structure where two cyclic organic compounds are connected through one atom, and examples thereof include



[0033] and the like. In the present invention, the fluorenyl group includes a structure of an opened fluorenyl group, the opened fluorenyl group has a structure where one cyclic compound is disconnected in the structure where two cyclic compounds are connected through one atom, and examples thereof include



5

and the like.

[0034] The number of carbon atoms of the amine group is not particularly limited, but preferably 1 to 30. Specific examples of the amine group include a methylamine group, a dimethylamine group, an ethylamine group, a diethylamine group, a phenylamine group, a naphthylamine group, a biphenylamine group, an anthracenylamine group, a 9-methylanthracenylamine group, a diphenylamine group, a phenyl-naphthylamine group, a ditolylamine group, a phenyltolylamine group, a triphenylamine group and the like, but are not limited thereto.

[0035] Examples of the arylamine group mean a substituted or unsubstituted monocyclic diarylamine group, a substituted or unsubstituted polycyclic diarylamine group or a substituted or unsubstituted monocyclic and polycyclic diarylamine group.

[0036] The aryl group of the aryloxy group, the arylthioxy group, the arylsulfoxy group and the aralkylamine group is the same as the aforementioned examples of the aryl group.

[0037] The alkyl group of the alkylthioxy group, the alkylsulfoxy group, the alkylamine group and the aralkylamine group is the same as the aforementioned examples of the alkyl group.

[0038] In the present invention, the heteroaryl group of the heteroarylamine group may be selected from the aforementioned examples of the heterocyclic group.

[0039] Further, in the present specification, the term "substituted or unsubstituted" means that substitution is performed by one or more substituent groups selected from the group consisting of heavy hydrogen, a halogen group, an alkyl group, an alkenyl group, an alkoxy group, a silyl group, an arylalkenyl group, an aryl group, a heteroaryl group, a carbazole group, an arylamine group, and a fluorenyl group and a nitrile group substituted or unsubstituted by an aryl group, or there is no substituent group.

[0040] In the exemplary embodiment of the present invention, A and B are the same as or different from each other, and each independently a substituted or unsubstituted naphthalene or a substituted or unsubstituted phenyl, and at least one of A and B is naphthalene.

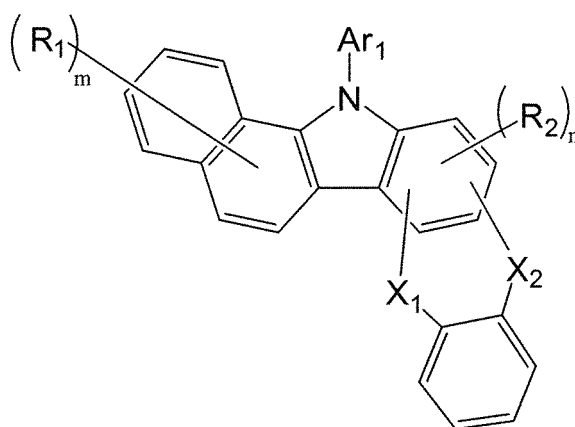
[0041] In another exemplary embodiment, A may be substituted or unsubstituted naphthalene, and B may be substituted or unsubstituted phenyl.

[0042] In another exemplary embodiment, A may be substituted or unsubstituted phenyl, and B may be substituted or unsubstituted naphthalene.

[0043] Further, Formula 1 may be represented by any one of the following Formulas 2 to 5.

35

[Formula 2]



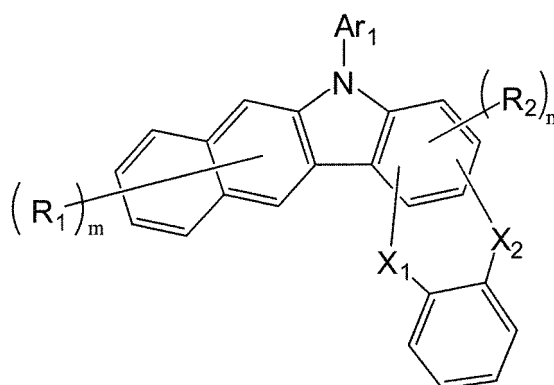
40

45

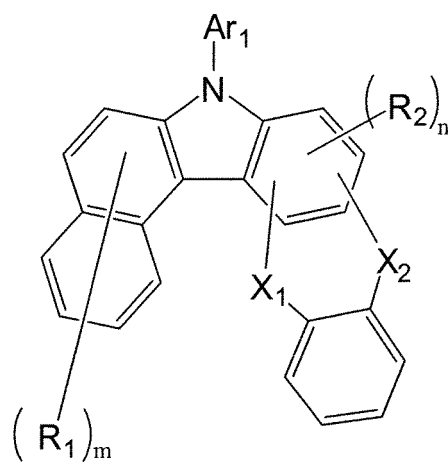
50

55

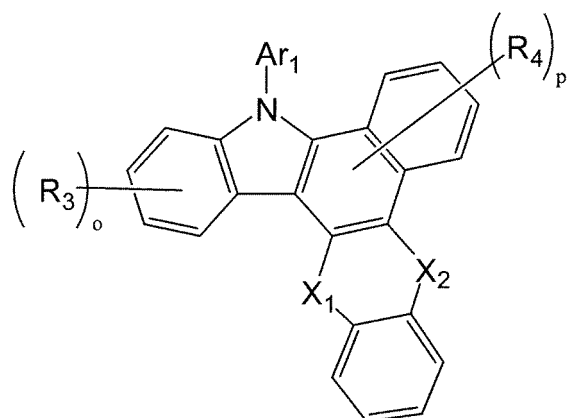
[Formula 3]



[Formula 4]



[Formula 5]



In Formulas 2 to 5, Ar_1 , X_1 and X_2 are the same as definitions of Formula 1,

m is an integer of 1 to 6,

n is an integer of 1 to 2,

o and p are each an integer of 1 to 4, and

R_1 to R_4 are the same as or different from each other, and each independently hydrogen, heavy hydrogen, a halogen group, a substituted or unsubstituted alkyl group, a substituted or unsubstituted alkenyl group, a substituted or unsubstituted alkoxy group, a substituted or unsubstituted silyl group, a substituted or unsubstituted arylalkenyl

group, a substituted or unsubstituted aryl group, a substituted or unsubstituted heterocycle group, a substituted or unsubstituted carbazole group, a substituted or unsubstituted arylamine group, a substituted or unsubstituted fluorenyl group or a nitrile group.

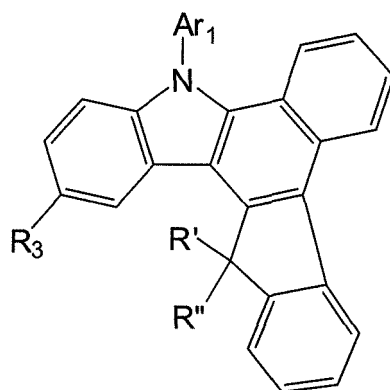
- 5 [0044] According to the present invention, one of X_1 and X_2 in Formula 1 is $CR'R''$ and the other is a direct bond,
 [0045] In an exemplary embodiment, X_1 is $CR'R''$, and X_2 is a direct bond.
 [0046] In another exemplary embodiment, X_1 is a direct bond, and X_2 is $CR'R''$.
 [0047] In another exemplary embodiment, m is 1.
 [0048] In another exemplary embodiment, o is 1.
 10 [0049] In another exemplary embodiment, both R_2 and R_4 are hydrogen.
 [0050] Formula 1 according to the present invention may be represented by any one of Formulae 1-6 to 1-10.

[Formula 1-6]

15

20

25



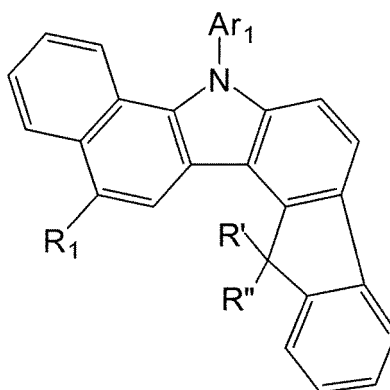
30

[Formula 1-7]

35

40

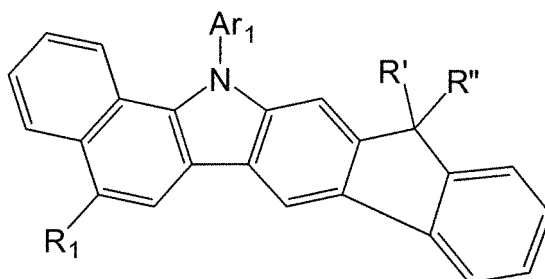
45



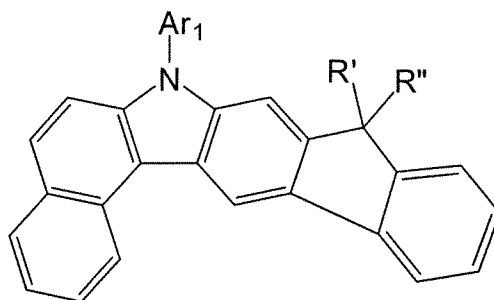
50

[Formula 1-8]

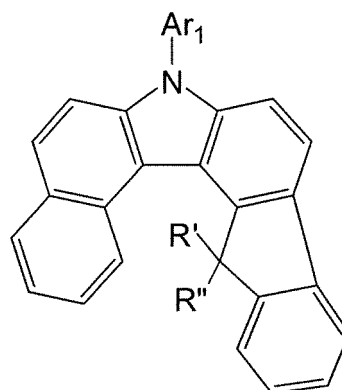
55



[Formula 1-9]



[Formula 1-10]



35

In the Formula represented by Formulae 1-6 to 1-10, Ar₁, R' and R'' are the same as definitions of Formula 1, and R₁ and R₃ are the same as or different from each other, and each independently hydrogen, heavy hydrogen, a halogen group, a substituted or unsubstituted alkyl group, a substituted or unsubstituted alkenyl group, a substituted or unsubstituted alkoxy group, a substituted or unsubstituted silyl group, a substituted or unsubstituted arylalkenyl group, a substituted or unsubstituted aryl group, a substituted or unsubstituted heterocycle group, a substituted or unsubstituted carbazole group, a substituted or unsubstituted arylamine group, a substituted or unsubstituted fluorenyl group or a nitrile group.

40

[0051] Examples of substituent groups further substituted to Ar₁, R', R'', R₁ and R₃ of Formula 1-6 to Formula 1-10 may include a halogen group, an alkyl group, an alkenyl group, an alkoxy group, a silyl group, an arylalkenyl group, an aryl group, a heteroaryl group, a carbazole group, an arylamine group, a fluorenyl group substituted or unsubstituted by an aryl group, a nitrile group and the like, but are not limited thereto.

[0052] In the exemplary embodiment of the present invention, R' and R'' are the same as or different from each other, and each independently a substituted or unsubstituted alkyl group, or a substituted or unsubstituted aryl group.

45

[0053] In another example thereof, R' and R'' are the same as or different from each other, and each independently a substituted or unsubstituted methyl group.

[0054] In another example thereof, R' and R'' are the same as or different from each other, and each independently a substituted or unsubstituted phenyl group.

[0055] It is preferable that R' and R'' be the same as each other.

50

[0056] In the exemplary embodiment of the present invention, R₁ is hydrogen, a substituted or unsubstituted aryl group or a substituted or unsubstituted arylamine group.

[0057] In another exemplary embodiment, R₁ is hydrogen.

[0058] In another exemplary embodiment, R₁ is a substituted or unsubstituted phenyl group.

[0059] In another exemplary embodiment, R₁ is a phenyl group substituted by an arylamine group.

55

[0060] In another exemplary embodiment, R₁ is a phenyl group substituted by an arylamine group substituted by a phenyl group.

[0061] In another exemplary embodiment, R₁ is an arylamine group substituted by a phenyl group or a naphthyl group.

[0062] In the exemplary embodiment of the present invention, R₃ is hydrogen, a substituted or unsubstituted aryl group

or a substituted or unsubstituted arylamine group.

[0063] In another exemplary embodiment, R_3 is hydrogen.

[0064] In another exemplary embodiment, R_3 is a substituted or unsubstituted phenyl group.

[0065] In another exemplary embodiment, R_3 is a phenyl group substituted by an arylamine group.

5 [0066] In another exemplary embodiment, R_3 is a phenyl group substituted by an amine group substituted by a phenyl group.

[0067] In another exemplary embodiment, R_3 is an arylamine group substituted by a phenyl group or a naphthyl group.

[0068] In the exemplary embodiment of the present invention, Ar_1 is a substituted or unsubstituted aryl group or a substituted or unsubstituted heterocyclic group.

10 [0069] In another exemplary embodiment, Ar_1 is a substituted or unsubstituted phenyl group.

[0070] In another exemplary embodiment, Ar_1 is a phenyl group.

[0071] In another exemplary embodiment, Ar_1 is a phenyl group substituted by an arylamine group.

[0072] In another exemplary embodiment, Ar_1 is a phenyl group substituted by an amine group substituted by a phenyl group.

15 [0073] In another exemplary embodiment, Ar_1 is a phenyl group substituted by a substituted or unsubstituted carbazole group.

[0074] In another exemplary embodiment, Ar_1 is a phenyl group substituted by a carbazole group substituted by a phenyl group.

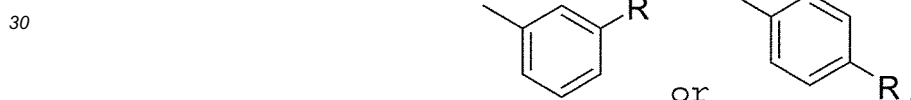
20 [0075] In another exemplary embodiment, Ar_1 is a phenyl group substituted by a substituted or unsubstituted thiophene group.

[0076] In another exemplary embodiment, Ar_1 is a phenyl group substituted by a thiophene group substituted by a phenyl group.

[0077] In another exemplary embodiment, Ar_1 is a phenyl group substituted by a substituted or unsubstituted triazine group.

25 [0078] In another exemplary embodiment, Ar_1 is a phenyl group substituted by a triazine group substituted by a phenyl group.

[0079] In another exemplary embodiment, in Ar_1 , a substituted phenyl group is a phenylene group, and



35 Herein, R is a substituted or unsubstituted aryl group, a substituted or unsubstituted arylamine group or a substituted or unsubstituted heterocyclic group.

[0080] In another exemplary embodiment, Ar_1 is a substituted or unsubstituted biphenyl group.

[0081] In another exemplary embodiment, Ar_1 is a substituted or unsubstituted fluorenyl group.

[0082] In another exemplary embodiment, Ar_1 is a fluorenyl group substituted by an alkyl group.

[0083] In another exemplary embodiment, Ar_1 is a substituted or unsubstituted carbazole group.

40 [0084] In another exemplary embodiment, Ar_1 is a carbazole group substituted by a phenyl group.

[0085] In another exemplary embodiment, Ar_1 is a substituted or unsubstituted quinoline group.

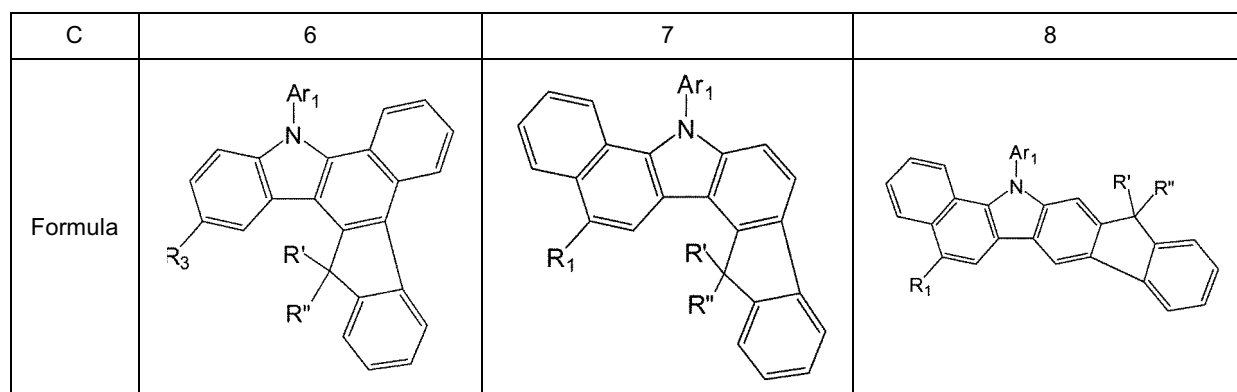
[0086] In another exemplary embodiment, Ar_1 is a substituted or unsubstituted triazine group.

[0087] In another exemplary embodiment, Ar_1 is a triazine group substituted by a phenyl group.

45 [0088] Further, examples of the compound represented by any one of Formulae 1-6 to 1-8 include compounds having a substituent group of any one of C-1 to C-32 of the following Table 1, but are not limited thereto.


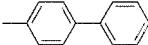
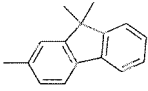
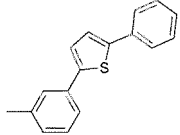
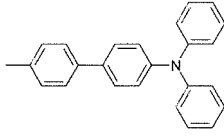
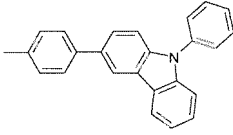
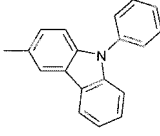
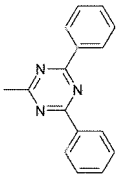
50

55



15

[Table 3]

	R'	R''	R ₁ or R ₃	Ar ₁
C-1	-CH ₃	-CH ₃	-H	
C-2	-CH ₃	-CH ₃	-H	
C-3	-CH ₃	-CH ₃	-H	
C-4	-CH ₃	-CH ₃	-H	
C-5	-CH ₃	-CH ₃	-H	
C-6	-CH ₃	-CH ₃	-H	
C-7	-CH ₃	-CH ₃	-H	
C-8	-CH ₃	-CH ₃	-H	

55



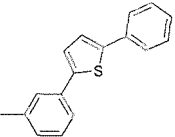


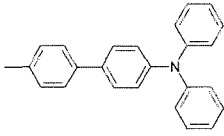


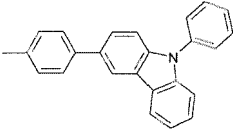


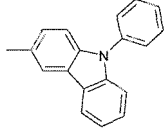


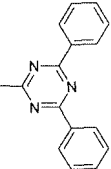


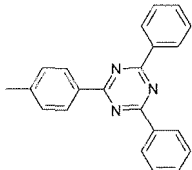


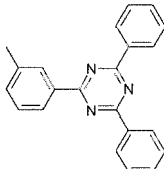


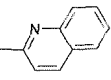


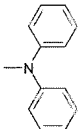

EP 2 725 080 B1

(continued)

	R'	R''	R ₁ or R ₃	Ar ₁
5 C-9	-CH ₃	-CH ₃	-H	
10 C-10	-CH ₃	-CH ₃	-H	
15 C-11	-CH ₃	-CH ₃	-H	
20 C-12	-CH ₃	-CH ₃		
25 C-13	-CH ₃	-CH ₃		
30 C-14	-CH ₃	-CH ₃		
35 C-15	-CH ₃	-CH ₃		
40 C-16	-CH ₃	-CH ₃		
45 C-17			-H	
50 C-18			-H	
55 C-19			-H	

EP 2 725 080 B1

(continued)

	R'	R''	R ₁ or R ₃	Ar ₁
5			-H	
10			-H	
15			-H	
20			-H	
25			-H	
30			-H	
35			-H	
40			-H	
45				
50				
55				

(continued)



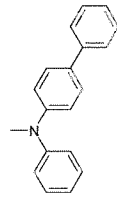



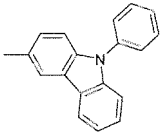



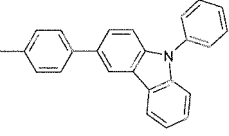



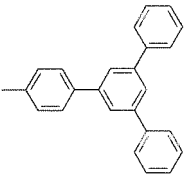

5

10

15

20

25

	R'	R''	R ₁ or R ₃	Ar ₁
C-29				
C-30				
C-31				
C-32				

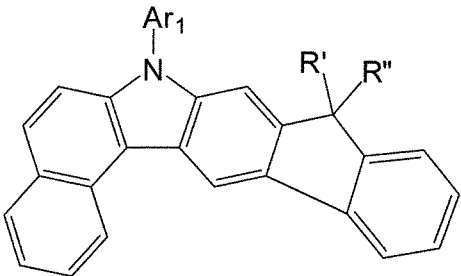
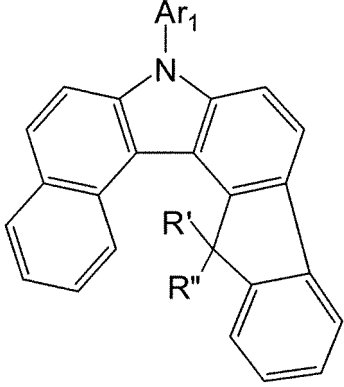
30

[0089] Further, examples of the compound represented by any one of Formulas 1-9 and 1-10 include compounds having a substituent group of any one of D-1 to D-22 of the following Table 1, but are not limited thereto.

35

40


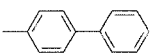
45

D	9	10
Formula		

50

55

[Table 4]

Formula	R'	R''	Ar ₁
D-1	-CH ₃	-CH ₃	
D-2	-CH ₃	-CH ₃	

EP 2 725 080 B1

(continued)

5

10

15

20

25

30

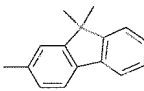
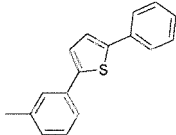
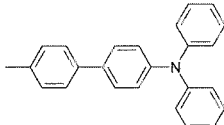
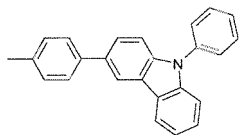
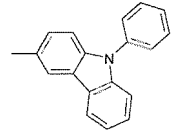
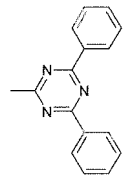
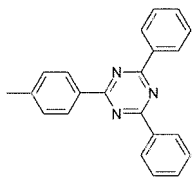
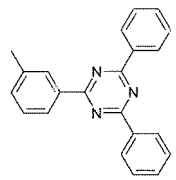
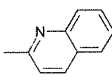





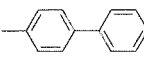
35

40

45

50

55

Formula	R'	R''	Ar ₁
D-3	-CH ₃	-CH ₃	
D-4	-CH ₃	-CH ₃	
D-5	-CH ₃	-CH ₃	
D-6	-CH ₃	-CH ₃	
D-7	-CH ₃	-CH ₃	
D-8	-CH ₃	-CH ₃	
D-9	-CH ₃	-CH ₃	
D-10	-CH ₃	-CH ₃	
D-11	-CH ₃	-CH ₃	
D-12			
D-13			

(continued)

5

10

15

20

25



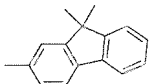


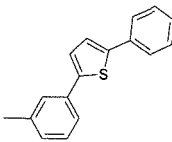


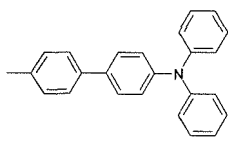


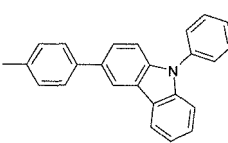


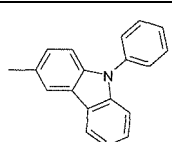


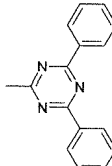


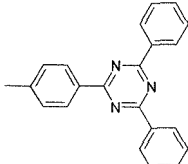


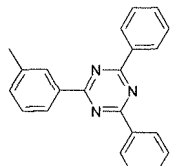


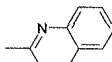
30

35

40

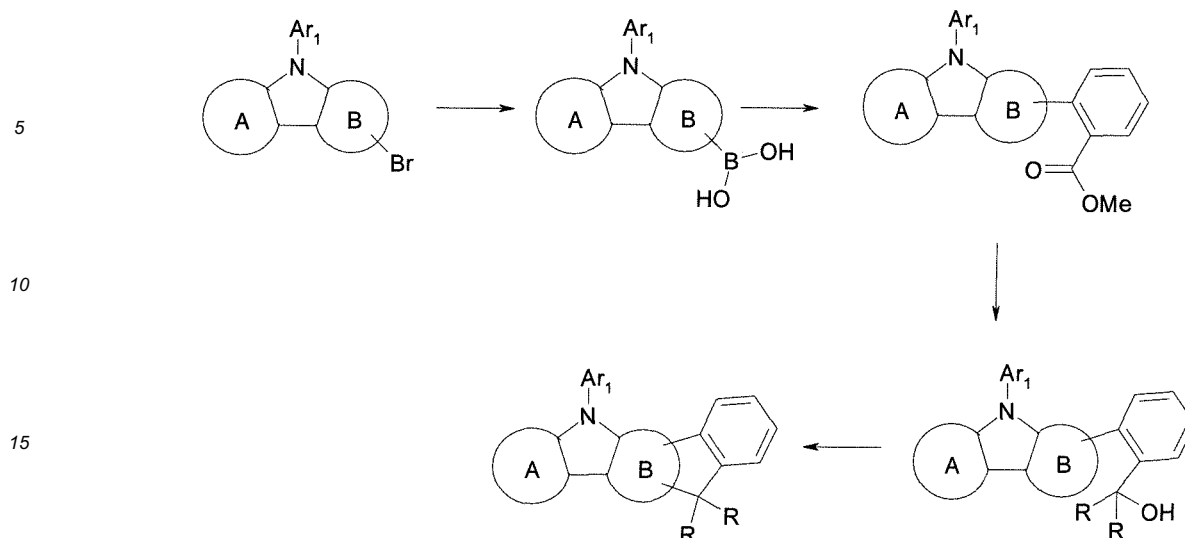
45

50

Formula	R'	R''	Ar ₁
D-14			
D-15			
D-16			
D-17			
D-18			
D-19			
D-20			
D-21			
D-22			

[0090] Formulae C-x and D-x are generally manufactured by the following process.

55



[0091] The conjugation length of the compound has a close relationship with an energy band gap. Specifically, the energy band gap is reduced as the conjugation length of the compound increases. As described above, since the core of the compound includes a limited conjugation, the core has a large energy band gap.

[0092] In the present invention, it is possible to synthesize the compound having various energy band gaps by introducing various substituent groups to positions of Ar_1 , R' and R'' of the core structure having the large energy band gap as described above. Generally, it is easy to control the energy band gap by introducing the substituent group to the core structure having the large energy band gap, but in the case where the core structure has the small energy band gap, it is difficult to control the energy band gap so as to increase by introducing the substituent group. Further, in the present invention, it is possible to control HOMO and LUMO energy levels of the compound by introducing various substituent groups to positions of Ar_1 , R' and R'' of the aforementioned core structure.

[0093] In addition, compounds having intrinsic characteristics of the introduced substituent groups may be synthesized by introducing various substituent groups to the aforementioned core structure. For example, it is possible to synthesize a material satisfying conditions required in each organic material layer by introducing the substituent group mainly used in a hole injection layer material, a hole transport material, a light emitting layer material and an electron transport layer material used to manufacture the organic light emitting device to the core structure.

[0094] Since the compound includes an amine structure in the core structure, the compound may have an appropriate energy level as the hole injection and/or hole transport material in the organic light emitting device. In the present invention, it is possible to implement a device having low driving voltage and high light efficiency by selecting the compound having an appropriate energy level according to the substituent group among the compounds and using the compound in the organic light emitting device.

[0095] In addition, the energy band gap can be finely controlled, a property at an interface between organic materials can be improved, and the purpose of the material can become various by introducing various substituent groups to the core structure.

[0096] Meanwhile, the compound has a high glass transition temperature (T_g), such that thermal stability is excellent. Such increase in thermal stability is an important factor providing driving stability to the device.

[0097] In addition, the organic light emitting device according to the present invention is an organic light emitting device including a first electrode, a second electrode, and one or more organic material layers interposed between the first electrode and the second electrode, and one or more layers of the organic material layers include the compound.

[0098] The organic light emitting device according to the present invention may be manufactured by using a manufacturing method and a material of a general organic light emitting device, except that one or more organic material layers are formed by using the aforementioned compound.

[0099] The compound may be formed to the organic material layer by a solution coating method as well as a vacuum deposition method when the organic light emitting device is manufactured. Herein, the solution coating method means spin coating, dip coating, inkjet printing, screen printing, a spray method, roll coating and the like, but is not limited thereto.

[0100] The organic material layer of the organic light emitting device of the present invention may have a single layer structure, or a multilayered structure in which two or more organic material layers are laminated. For example, the organic light emitting device of the present invention may have a structure including a hole injection layer, a hole transport layer, a light emitting layer, an electron transport layer, an electron injection layer and the like as an organic material layer. However, the structure of the organic light emitting device is not limited thereto, but may include a smaller number of

organic material layers.

[0101] Accordingly, in the organic light emitting device of the present invention, the organic material layer may include one or more layers of the hole injection layer, the hole transport layer, and the layer injecting and transporting holes simultaneously, and one or more layers of the layers may include the compound represented by Formula 1.

[0102] In another exemplary embodiment, the organic material layer includes the light emitting layer, and the light emitting layer includes the compound represented by Formula 1. In an example thereof, the compound represented by Formula 1 may be included as a phosphorescent host material of the light emitting layer.

[0103] In another example thereof, the organic material layer including the compound represented by Formula 1 may include the compound represented by Formula 1 as a host, and may include another organic compound, metal or a metal compound as a dopant.

[0104] In another example thereof, the organic material layer including the compound represented by Formula 1 may include the compound represented by Formula 1 as a host, and may be used together with an iridium-based (Ir) dopant.

[0105] Further, the organic material layer may include one or more layers of an electron transport layer, an electron injection layer, and a layer transporting and injecting electrons simultaneously, and one or more layers of the layers may include the compound.

[0106] In another exemplary embodiment, the organic material layer of the organic electron device includes the hole transport layer, and the hole transport layer includes the compound represented by Formula 1.

[0107] In the organic material layer having the multilayered structure, the compound may be included in a light emitting layer, a layer injecting/transporting holes and emitting light simultaneously, a layer transporting holes and emitting light simultaneously, a layer transporting electrons and emitting light simultaneously or the like. For example, the structure of the organic light emitting device of the present invention may have a structure shown in FIGS. 1 and 2, but is not limited thereto.

[0108] FIG. 1 illustrates an organic light emitting device having a structure where an anode 2, a light emitting layer 3 and a cathode 4 are sequentially laminated on a substrate 1. In the aforementioned structure, the compound may be included in the light emitting layer 3.

[0109] FIG. 2 illustrates an organic light emitting device having a structure where an anode 2, a hole injection layer 5, a hole transport layer 6, a light emitting layer 7, an electron transport layer 8 and a cathode 4 are sequentially laminated on a substrate 1. In the aforementioned structure, the compound may be included in the hole injection layer 5, the hole transport layer 6, the light emitting layer 7 or the electron transport layer 8.

[0110] For example, the organic light emitting device according to the present invention may be manufactured by forming an anode by depositing metal or metal oxides having the conductivity or an alloy thereof on a substrate by using a PVD (physical vapor deposition) method such as sputtering or e-beam evaporation, forming the organic material layer including the hole injection layer, the hole transport layer, the light emitting layer and the electron transport layer thereon, and depositing the material that is capable of being used as a cathode thereon. In addition to this method, the organic light emitting device may be manufactured by sequentially depositing a cathode material, an organic material layer and an anode material on a substrate.

[0111] The organic material layer may have a multilayered structure including a hole injection layer, a hole transport layer, a light emitting layer, an electron transport layer and the like, but is not limited thereto and may have a single layer structure. Further, the organic material layer may be manufactured to have the smaller number of layers by using various polymer materials and by not a deposition method but a solvent process, for example, a method such as spin coating, dip coating, doctor blading, screen printing, inkjet printing or a heat transferring method.

[0112] It is preferable that the anode material be, in general, a material having the large work function so as to smoothly perform hole injection into the organic material layer. Specific examples of the anode material that is capable of being used in the present invention include metal such as vanadium, chrome, copper, zinc and gold, or an alloy thereof; metal oxides such as zinc oxides, indium oxides, indium tin oxides (ITO) and indium zinc oxides (IZO); a combination of metal and oxides such as ZnO:Al or SnO₂:Sb; conductive polymers such as poly(3-methyl compound), poly[3,4-(ethylene-1,2-dioxy) compound](PEDT), polypyrrole and polyaniline and the like, but are not limited thereto.

[0113] It is preferable that the cathode material be, in general, a material having a small work function so as to smoothly perform electron injection into the organic material layer. Specific examples of the cathode material include metal such as magnesium, calcium, sodium, potassium, titanium, indium, yttrium, lithium, gadolinium, aluminum, silver, tin and lead or an alloy thereof; a multilayered structure material such as LiF/Al or LiO₂/Al and the like, but are not limited thereto.

[0114] The hole injection material is a material that is capable of well receiving holes from the anode at a low voltage, and it is preferable that the HOMO (highest occupied molecular orbital) of the hole injection material be a value between the work function of the anode material and the HOMO of the organic material layer therearound. Specific examples of the hole injection material include metal porphyrine, oligothiophene, an arylamine-based organic material, a hexanitrihexaazatriphenylene-based organic material, a quinacridone-based organic material, a perylene-based organic material, anthraquinone, polyaniline, a polycompound-based conductive polymer and the like, but are not limited thereto.

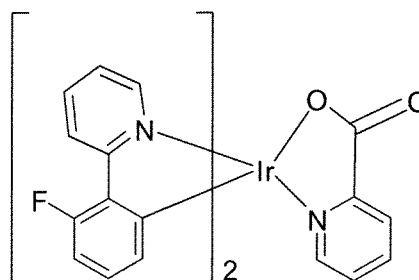
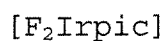
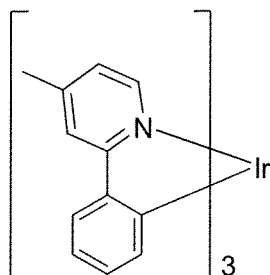
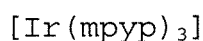
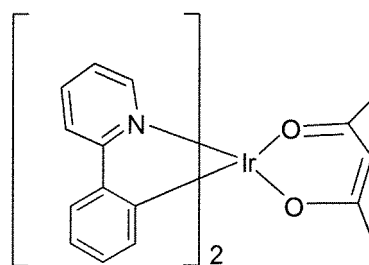
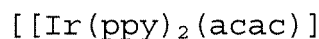
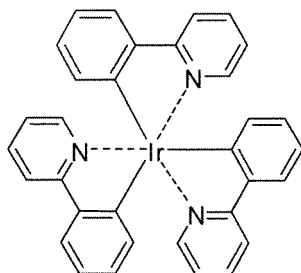
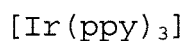
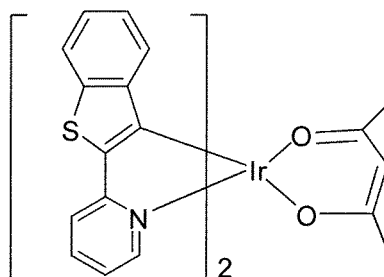
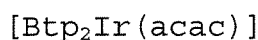
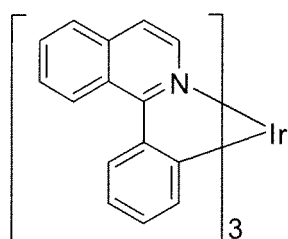
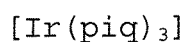
[0115] The hole transport material is a material that is capable of transporting the holes from the anode or the hole

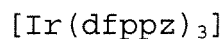
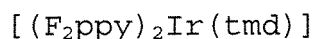
injection layer and transferring the holes to the light emitting layer, and is preferably a material having large mobility to the holes. Specific examples thereof include an arylamine-based organic material, a conductive polymer, a block copolymer in which a conjugate portion and a non-conjugate portion are present together and the like, but are not limited thereto.

[0116] The light emitting material is a material that receives the holes and the electrons from the hole transport layer and the electron transport layer and combines the holes and the electrons to emit light in a visible ray region, and is preferably a material having excellent photon efficiency to fluorescence or phosphorescence. Specific examples thereof include a 8-hydroxy-quinoline aluminum complex (Alq₃); a carbazole-based compound; a dimerized styryl compound; BAq; a 10-hydroxybenzoquinoline-metal compound; a benzoxazole, benzthiazole and benzimidazole-based compound; a poly(p-phenylenevinylene) (PPV)-based polymer; a spiro compound; polyfluorene, lubrene and the like, but are not limited thereto.

[0117] The organic material layer including the compound represented by Formula 1 may include the compound represented by Formula 1 as a host, and may be used together with an iridium-based (Ir) dopant.

[0118] The iridium-based complex used as the dopant is as follows.

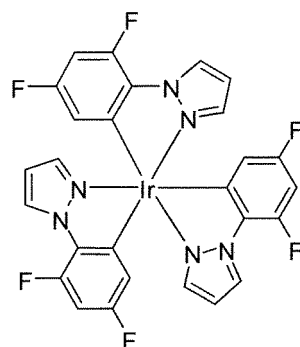
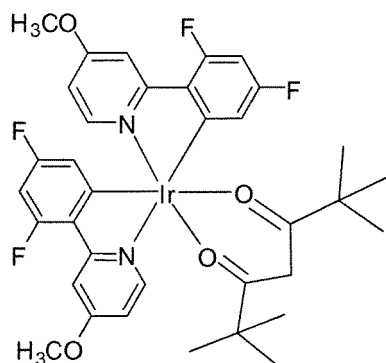




5

10

15



[0119] The electron transport material is a material that is capable of receiving the electrons well from the cathode and transferring the electrons to the light emitting layer, and is preferably a material having large mobility to the electrons. Specific examples thereof include a 8-hydroxyquinoline Al complex; a complex including Alq₃; an organic radical compound; a hydroxyflavone metal complex and the like, but are not limited thereto.

20

[0120] The organic light emitting device according to the present invention may be a top emission type, a bottom emission type, or a both-sided emission type according to the used material.

[0121] The compound according to the present invention may be applied to an organic electronic device such as an organic solar cell, an organic photoconductor and an organic transistor by the principle that is similar to the principle applied to the organic light emitting device.

25

[Mode for Invention]

[0122] The method for manufacturing the compound of Formula 1 and the manufacturing of the organic light emitting device using the same will be described in detail in the following Examples. However, the following Examples are set forth to illustrate the present invention, but the scope of the present invention is not limited thereto.

30

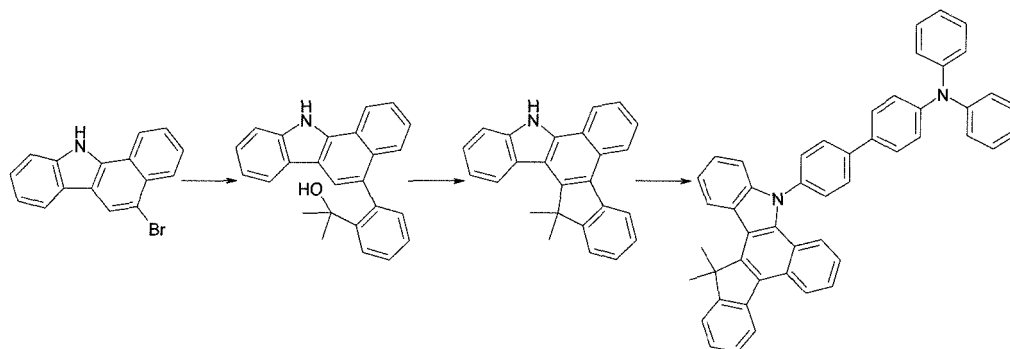
<Preparation Example 7> Preparation of the material represented by Formula 1-6-5

35

[0123]

40

45



50

compound 1 compound 2 compound 3 Formula 1-6-5

<Preparation of compound 1>

55

[0124] benzo<c>carbazole (CAS No. 239-01-0) (20 g, 92.1 mmol) was added to the 500 ml round bottom flask, and 300 ml of chloroform was added thereto, agitated and cooled to 0°C. N-bromosuccinimide (16.4 g, 92.1 mmol) was slowly added thereto, and then agitated at normal temperature for 5 hours. After the reaction was finished, 100 ml of the sodium thiosulfate aqueous solution was added and agitated for 20 min, and the organic layer was then separated. The separated organic layer was washed by 200 ml of the sodium chloride aqueous solution and then dried by magnesium

EP 2 725 080 B1

sulfate anhydride. The solution was filtered, concentrated under reduced pressure, and recrystallized by normal-hexane to obtain compound 1 (22.9 g, 77.3 mmol) at a yield of 84%. MS : [M+H]⁺=297

<Preparation of compound 2>

[0125] Compound 1 (21 g, 70.9 mmol), 3,3-dimethyl-3H-benzo[c][1,2]oxaborol-1-ol) (CAS No. 221352-10-9) (12.6 g, 77.8 mmol), sodium hydroxide (7 g, 175 mmol), bis(dibenzylideneacetone)palladium (0.4 g, 0.7 mmol), tricyclohexylphosphine (0.4 g, 1.4 mmol), 200 ml of dioxane and 80 ml of water were added to the 500 ml round bottom flask, and agitated and refluxed for 8 hours. Cooling was performed to normal temperature, and the organic layer was separated. The resulting material was distilled under reduced pressure to concentrate, and then subjected to column purification to obtain compound 1 (17.9 g, 50.9 mmol) at a yield of 71.8%. MS : [M-H₂O]⁺=333

<Preparation of compound 3>

[0126] Compound 2 (15 g, 42.7 mmol) and 120 ml of glacial acetic acid were added to the 250 ml round bottom flask, and 0.2 ml of concentrated sulfuric acid was slowly added thereto and agitated for 3 hours. After the reaction was finished, the reaction solution was poured onto 400 ml of water and agitated for 30 min. After extraction was performed twice by 200 ml of chloroform, the organic layer was washed by 300 ml of the sodium chloride aqueous solution. The organic layer was dried by magnesium sulfate anhydride and then filtered. The resulting material was distilled under reduced pressure to concentrate, and then subjected to column purification to obtain compound 3 (8.4 g, 25.2 mmol) at a yield of 59%. MS : [M+H]⁺=334

<Preparation of Formula 1-6-5>

[0127] Compound 3 (4 g, 12 mmol), 4'-bromo-N,N'-diphenylbiphenyl-4-amine (4.8 g, 12 mmol), sodium tert-butoxide (1.5 g, 15.6 mmol), bis(tritert-butylphosphine)palladium (0.1 g, 0.2 mmol) and 100 ml of xylene were added to the 250 ml round bottom flask, and agitated and refluxed for 13 hours. Cooling was performed to normal temperature, and 6 g of cellite 545 was added thereto and agitated for 30 min. The reaction solution was filtered, and distilled under reduced pressure to concentrate. The column purification was performed to obtain Formula 1-6-5 (5.3 g, 8.1 mmol) at a yield of 67.7%. MS : [M+H]⁺=653

<Example 1> Manufacturing of the organic light emitting device (Not in accordance with the invention)

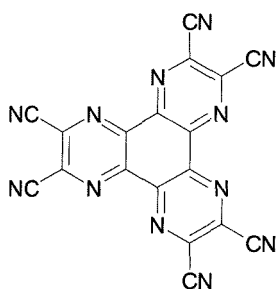
[0128] A glass substrate (corning 7059 glass) on which a thin film of ITO (indium tin oxide) was applied to a thickness of 800 Å was immersed in distilled water having a detergent dissolved therein, and washed by the ultrasonic wave. In this case, the detergent as used herein was a product commercially available from Fisher Co. and the distilled water was one which had been twice filtered by using a filter commercially available from Millipore Co. ITO was washed for 30 minutes, and washing with ultrasonic waves was then repeated twice for 10 minutes by using distilled water. After the completion of washing with distilled water, washing with ultrasonic waves was carried out by using solvents such as isopropyl alcohol, acetone and methanol, and the resultant product was dried and transported to the plasma washing machine. Further, the substrate was dry-washed by using the oxygen plasma for 5 min, and then transported to the vacuum deposition machine.

[0129] Hexanitrile hexaazatriphenylene (hereinafter, referred to as "HAT") that was the compound of the following Formula was deposited in a heat vacuum in a thickness of 50 Å on the prepared ITO transparent electrode to form the thin film. The interfacial property between the substrate and the hole injection layer can be improved by this thin film. Subsequently, Formula 1-1-2 was deposited in a thickness of 1200 Å on the thin film to form a hole transport and electron blocking layer. Subsequently, the light emitting layer was formed in a thickness of 250 Å by doping 10 wt% of Ir(ppy)₃ on CBP. BCP was formed as the hole blocking layer in a thickness of 50 Å, and, subsequently, the electron transport layer material of the following Formula was deposited in a thickness of 300 Å to form the electron transport layer. Lithium fluoride (LiF) in a thickness of 12 Å and aluminum in a thickness of 2000 Å were subsequently deposited on the electron transport layer to form a cathode.

[0130] In the aforementioned process, a deposition rate of the organic material was maintained at 0.3 to 0.8 Å/sec. In addition, the deposition rate of lithium fluoride of the cathode was maintained at 0.3 Å/sec, and the deposition rate of aluminum was maintained at 1.5 to 2.5 Å/sec. The degree of vacuum during the deposition was maintained at 1 to 3 x 10⁻⁷.

[HAT]

5



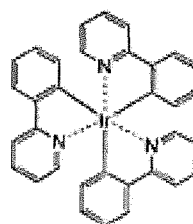
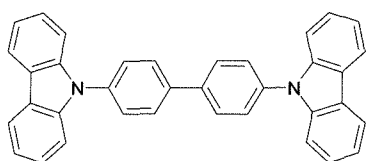
10

15

[CBP]

[Ir(ppy)₃]

20

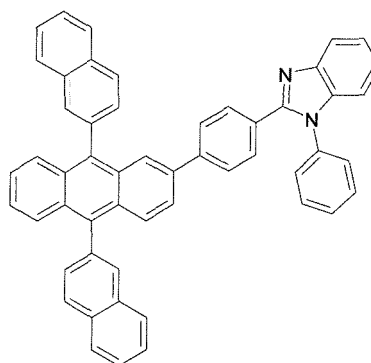
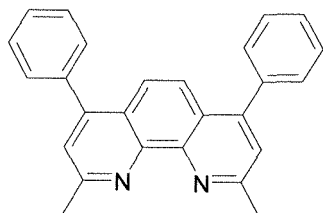


25

[BCP]

[electron transport layer material]

30



35

40

<Example 7> Manufacturing of the organic light emitting device

[0131] The same device was manufactured, except that the compound of Formula 1-1-2 used as the hole transport and electron blocking layer in Example 1 was substituted by the compound of Formula 1-6-5.

45

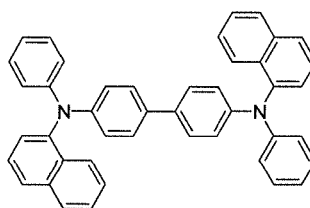
<Comparative Example> Manufacturing of the organic light emitting device

[0132] The same device was manufactured, except that the compound of Formula 1-1-2 used as the hole transport and electron blocking layer in Example 1 was substituted by NPB.

50

55

[NPB]



[0133] Like Examples 1 and 7 and the Comparative Example, the test results of the organic light emitting device manufactured by using each compound as the hole transport and electron blocking layer material are described in Table 5.

[Table 5]

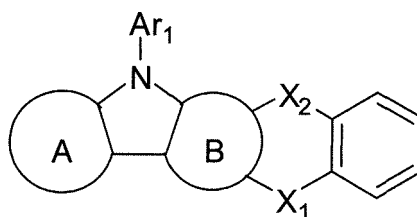
Experimental Example (10 mA/cm ²)	HTL material	Voltage (V)	Current efficiency (cd/A)
Example 1	Formula 1-1-2	5.19	53.5
Example 7	Formula 1-6-5	5.3	55.9
Comparative Example	NPB	5.16	50.2

[0134] As shown in Table 5, in the case of the organic light emitting device manufactured by using the compound of the present invention as the hole transport and electron blocking layer, since the compound of the present invention transports holes and blocks electrons as compared to the case where a known material is used, the compound of the present invention exhibits excellent characteristics in view of efficiency, driving voltage and/or stability of the organic light emitting device.

Claims

1. A compound represented by the following Formula 1:

[Formula 1]



wherein

A and B are the same as or different from each other, and each independently substituted or unsubstituted phenyl or substituted or unsubstituted naphthalene,

at least one of A and B is substituted or unsubstituted naphthalene,

Ar₁ is a substituted or unsubstituted aryl group or a substituted or unsubstituted heterocyclic group,

one of X₁ and X₂ is CR'R'' and the other is a direct bond,

R' and R'' are the same as or different from each other, and each is independently selected from the group consisting of hydrogen; heavy hydrogen; a halogen group; a nitrile group; a nitro group; a hydroxy group; a substituted or unsubstituted alkyl group; a substituted or unsubstituted cycloalkyl group; a substituted or unsubstituted alkoxy group; a substituted or unsubstituted aryloxy group; a substituted or unsubstituted alkylthioxy group; a substituted or unsubstituted arylthioxy group; a substituted or unsubstituted alkylsulfoxy group; a substituted or unsubstituted arylsulfoxy group; a substituted or unsubstituted alkenyl group; a substituted or unsubstituted silyl group; a substituted or unsubstituted boron group; a substituted or unsubstituted alkylamine

group; a substituted or unsubstituted aralkylamine group; a substituted or unsubstituted arylamine group; a substituted or unsubstituted heteroarylamine group; a substituted or unsubstituted aryl group; a substituted or unsubstituted fluorenyl group; a substituted or unsubstituted carbazole group; a substituted or unsubstituted heterocyclic group including one or more of N, O and S atoms, or -N(L)(Y); -CO-N(L)(Y); and -COO-L,

L and Y are the same as or different from each other, and each is independently selected from the group consisting of hydrogen, a halogen group, an alkyl group, an alkoxy group, a substituted or unsubstituted aryl group, a substituted or unsubstituted arylalkyl group, a substituted or unsubstituted arylalkenyl group, a substituted or unsubstituted heterocyclic group, a substituted or unsubstituted carbazolyl group, a substituted or unsubstituted fluorenyl group, a nitrile group and an acetyl group.

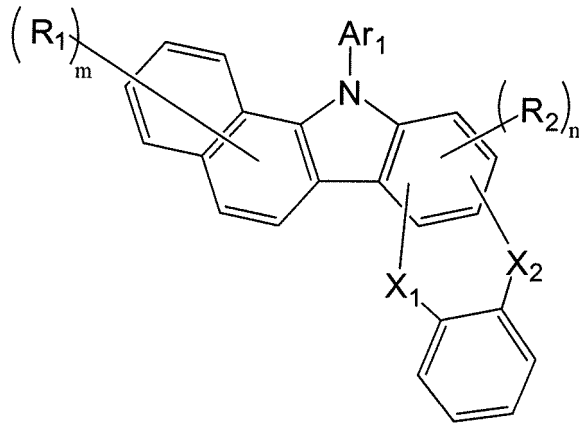
2. The compound of Claim 1, wherein Ar₁ is selected from the group consisting of an aryl group substituted or unsubstituted by one or more substituent groups selected from the group consisting of a halogen group, an alkyl group, an alkenyl group, an alkoxy group, an arylamine group, an aryl group, an arylalkyl group, an arylalkenyl group, a heterocyclic group, a carbazolyl group, a fluorenyl group and a nitrile group; and a heterocyclic group that is substituted or unsubstituted by one or more substituent groups selected from the group consisting of a halogen group, an alkyl group, an alkenyl group, an alkoxy group, an arylamine group, an aryl group, an arylalkyl group, an arylalkenyl group, a heterocyclic group, a carbazolyl group, a fluorenyl group and a nitrile group and includes O, N or S as a heteroatom.
3. The compound of Claim 1, wherein A and B of Formula 1 are the same as or different from each other, and each independently is phenyl substituted or unsubstituted by one or more substituent groups selected from the group consisting of heavy hydrogen, a halogen group, a substituted or unsubstituted alkyl group, a substituted or unsubstituted alkenyl group, a substituted or unsubstituted alkoxy group, a substituted or unsubstituted silyl group, a substituted or unsubstituted arylalkenyl group, a substituted or unsubstituted aryl group, a substituted or unsubstituted heteroaryl group, a substituted or unsubstituted carbazole group, a substituted or unsubstituted arylamine group, a substituted or unsubstituted fluorenyl group and a nitrile group; or naphthalene substituted or unsubstituted by one or more substituent groups selected from the group consisting of heavy hydrogen, a halogen group, a substituted or unsubstituted alkyl group, a substituted or unsubstituted alkenyl group, a substituted or unsubstituted alkoxy group, a substituted or unsubstituted silyl group, a substituted or unsubstituted arylalkenyl group, a substituted or unsubstituted aryl group, a substituted or unsubstituted heteroaryl group, a substituted or unsubstituted carbazole group, a substituted or unsubstituted arylamine group, a substituted or unsubstituted fluorenyl group and a nitrile group.
4. The compound of Claim 1, wherein A and B of Formula 1 are the same as or different from each other, and each independently is phenyl substituted or unsubstituted by an alkyl group substituted or unsubstituted by one or more substituent groups selected from the group consisting of a halogen group, an alkyl group, an alkenyl group, an alkoxy group, an arylamine group, an aryl group, an arylalkyl group, an arylalkenyl group, a heterocyclic group, a carbazolyl group, a fluorenyl group and a nitrile group; or naphthalene substituted or unsubstituted by an alkyl group substituted or unsubstituted by one or more substituent groups selected from the group consisting of a halogen group, an alkyl group, an alkenyl group, an alkoxy group, an arylamine group, an aryl group, an arylalkyl group, an arylalkenyl group, a heterocyclic group, a carbazolyl group, a fluorenyl group and a nitrile group.
5. The compound of Claim 1, wherein R' and R" of Formula 1 are the same as or different from each other, and at least one thereof is an alkyl group substituted or unsubstituted by one or more substituent groups selected from the group consisting of a halogen group, an alkyl group, an alkenyl group, an alkoxy group, an arylamine group, an aryl group, an arylalkyl group, an arylalkenyl group, a heterocyclic group, a carbazolyl group, a fluorenyl group and a nitrile group.
6. The compound of Claim 1, wherein Formula 1 is represented by any one of Formulae 2 to 5:

[Formula 2]

5

10

15

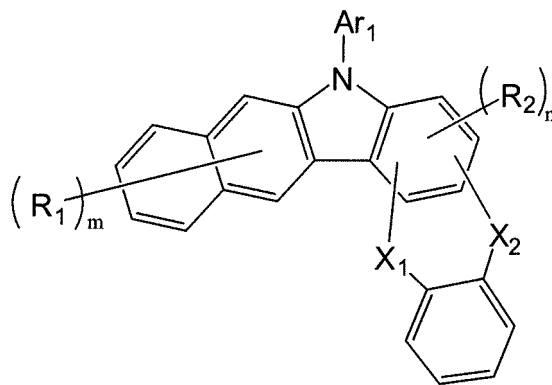


[Formula 3]

20

25

30



[Formula 4]

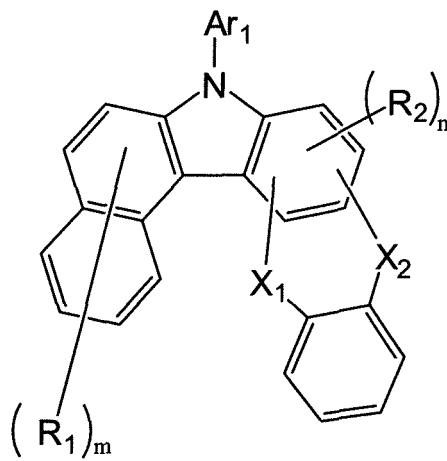
35

40

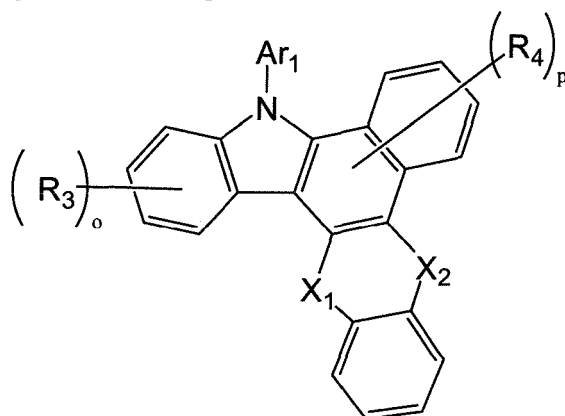
45

50

55



[Formula 5]



wherein, Ar₁, X₁ and X₂ are the same as definitions of Formula 1,

m is an integer of 1 to 6,

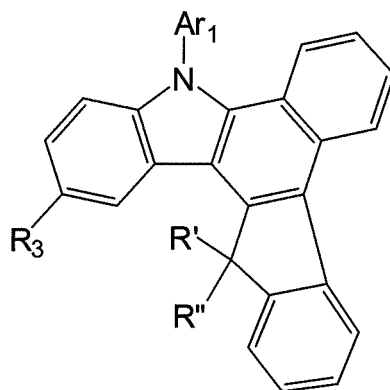
n is an integer of 1 to 2,

o and p are each an integer of 1 to 4, and

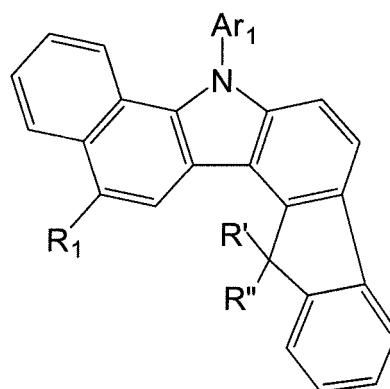
R₁ to R₄ are the same as or different from each other, and each independently is hydrogen, heavy hydrogen, a halogen group, a substituted or unsubstituted alkyl group, a substituted or unsubstituted alkenyl group, a substituted or unsubstituted alkoxy group, a substituted or unsubstituted silyl group, a substituted or unsubstituted arylalkenyl group, a substituted or unsubstituted aryl group, a substituted or unsubstituted heterocyclic group, a substituted or unsubstituted carbazole group, a substituted or unsubstituted arylamine group, a substituted or unsubstituted fluorenyl group or a nitrile group.

7. The compound of Claim 1, wherein Formula 1 is represented by any one of Formulae 1-6 to 1-10:

[Formula 1-6]



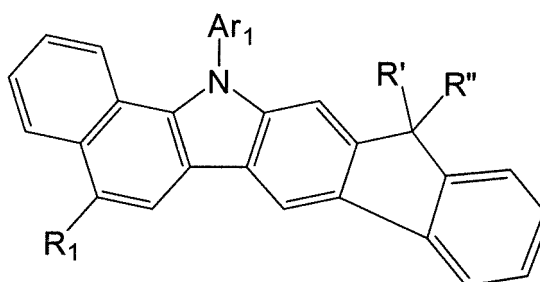
[Formula 1-7]



[Formula 1-8]

5

10

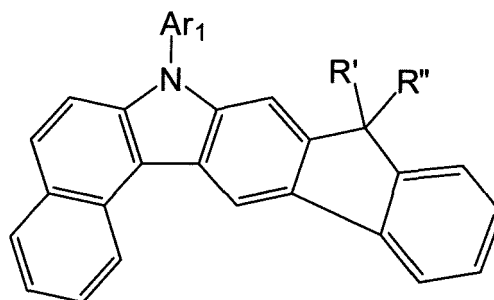


15

[Formula 1-9]

20

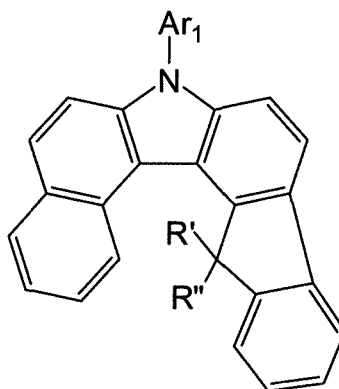
25



[Formula 1-10]

30

35



40

wherein, Ar_1 , R' and R'' are the same as definitions of Formula 1, and R_1 and R_3 are the same as or different from each other, and each independently is hydrogen, heavy hydrogen, a halogen group, a substituted or unsubstituted alkyl group, a substituted or unsubstituted alkenyl group, a substituted or unsubstituted alkoxy group, a substituted or unsubstituted silyl group, a substituted or unsubstituted arylalkenyl group, a substituted or unsubstituted aryl group, a substituted or unsubstituted heterocyclic group, a substituted or unsubstituted carbazole group, a substituted or unsubstituted arylamine group, a substituted or unsubstituted fluorenyl group or a nitrile group.

45

8. The compound of Claim 7, wherein the compound represented by any one of Formulae 1-6 to 1-8 has a substituent group of any one of C-1 to C-32 of the following Table 3:

50

[Table 3]

55

	R'	R''	R_1 or R_3	Ar_1
C-1	$-CH_3$	$-CH_3$	$-H$	

EP 2 725 080 B1

(continued)

5

10

15

20

25

30

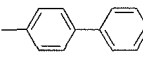
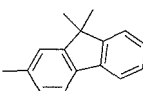
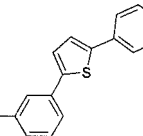
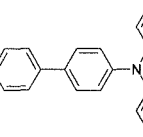
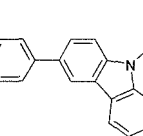
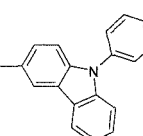
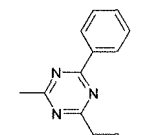
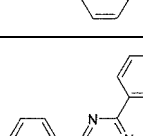
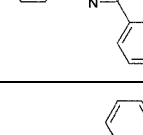
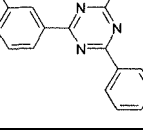
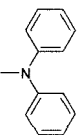
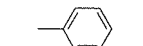
35

40

45

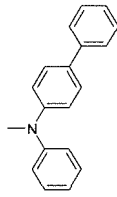

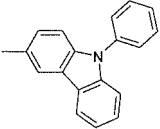

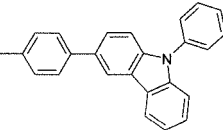

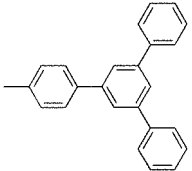






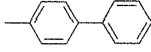


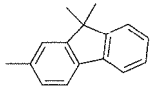


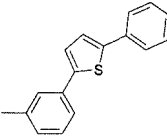


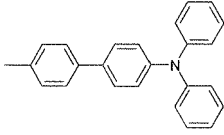


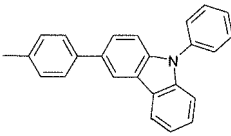


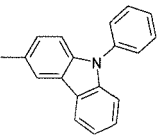
50

55

	R'	R''	R ₁ or R ₃	Ar ₁
C-2	-CH ₃	-CH ₃	-H	
C-3	-CH ₃	-CH ₃	-H	
C-4	-CH ₃	-CH ₃	-H	
C-5	-CH ₃	-CH ₃	-H	
C-6	-CH ₃	-CH ₃	-H	
C-7	-CH ₃	-CH ₃	-H	
C-8	-CH ₃	-CH ₃	-H	
C-9	-CH ₃	-CH ₃	-H	
C-10	-CH ₃	-CH ₃	-H	
C-11	-CH ₃	-CH ₃	-H	
C-12	-CH ₃	-CH ₃		

EP 2 725 080 B1

(continued)

	R'	R''	R ₁ or R ₃	Ar ₁
5 C-13	-CH ₃	-CH ₃		
10 C-14	-CH ₃	-CH ₃		
15 C-15	-CH ₃	-CH ₃		
20 C-16	-CH ₃	-CH ₃		
25 C-17			-H	
30 C-18			-H	
35 C-19			-H	
40 C-20			-H	
45 C-21			-H	
50 C-22			-H	
55 C-23			-H	


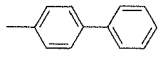
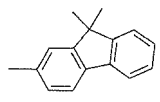
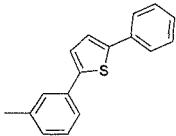
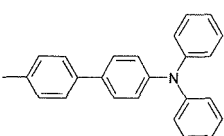
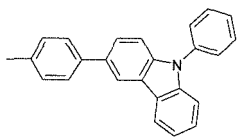
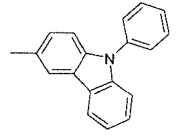
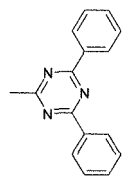
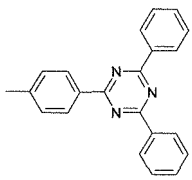
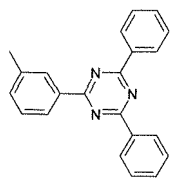
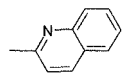
(continued)

5
10
15
20
25
30
35
40
45
50
55






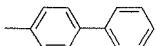


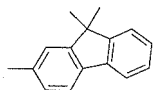


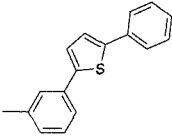


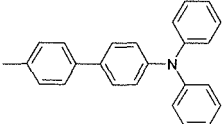


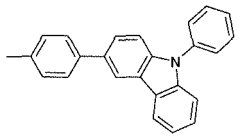


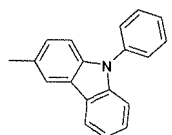


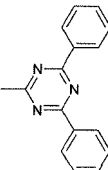


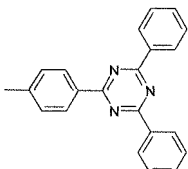


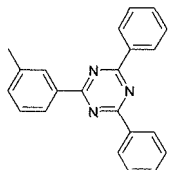


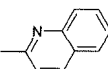


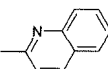
	R'	R''	R ₁ or R ₃	Ar ₁
C-24			-H	
C-25			-H	
C-26			-H	
C-27			-H	
C-28				
C-29				
C-30				
C-31				
C-32				

9. The compound of Claim 7, wherein the compound represented by any one of Formulae 1-9 and 1-10 has a substituent group of any one of D-1 to D-22 of the following Table 4:

[Table 4]

	R'	R''	Ar ₁	
5	D-1	-CH ₃	-CH ₃	
10	D-2	-CH ₃	-CH ₃	
15	D-3	-CH ₃	-CH ₃	
20	D-4	-CH ₃	-CH ₃	
25	D-5	-CH ₃	-CH ₃	
30	D-6	-CH ₃	-CH ₃	
35	D-7	-CH ₃	-CH ₃	
40	D-8	-CH ₃	-CH ₃	
45	D-9	-CH ₃	-CH ₃	
50	D-10	-CH ₃	-CH ₃	
55	D-11	-CH ₃	-CH ₃	

(continued)

	R'	R''	Ar ₁
5			
			
10			
15			
20			
25			
30			
35			
40			
45			
50			
55			

10. An organic light emitting device comprising:

a first electrode,
 a second electrode, and
 one or more organic material layers interposed between the first electrode and the second electrode, wherein
 one or more layers of the organic material layers includes the compound of Formula 1 as defined in any preceding
 claim.

11. The organic light emitting device of Claim 10, wherein the organic material layer includes at least one layer of an
 electron injection layer and an electron transport layer, and at least one layer of the electron injection layer and the
 electron transport layer includes the compound of Formula 1.

12. The organic light emitting device of Claim 10, wherein the organic material layer includes a light emitting layer, and
 the light emitting layer includes the compound of Formula 1 as a host of the light emitting layer.

13. The organic light emitting device of Claim 10, wherein the organic material layer includes one or more layers of
 layers a hole injection layer, a hole transport layer, and a layer injecting and transporting holes simultaneously, and
 one layer of the layers includes the compound of Formula 1.

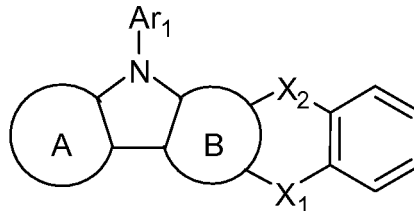
14. The organic light emitting device of Claim 10, wherein the organic material layer includes the compound represented
 by Formula 1 as a host, and other organic compounds, metal or metal compounds as a dopant.

15. The organic light emitting device of Claim 14, wherein the dopant includes an iridium-based (Ir) phosphorescent
 dopant.

Patentansprüche

1. Verbindung der nachstehenden Formel 1:

[Formel 1]



worin

A und B gleich oder voneinander verschieden und jeweils unabhängig substituiertes oder unsubstituiertes
 Phenyl oder substituiertes oder unsubstituiertes Naphthalin sind,
 zumindest eines von A und B substituiertes oder unsubstituiertes Naphthalin ist,

Ar₁ eine substituierte oder unsubstituierte Arylgruppe oder eine substituierte oder unsubstituierte heterocycli-
 sche Gruppe ist,

eines von X₁ und X₂ CR'R'' ist und das andere eine direkte Bindung ist,

R' und R'' gleich oder voneinander verschieden sind und jeweils unabhängig aus der Gruppe bestehend aus
 Wasserstoff; schwerem Wasserstoff; einer Halogengruppe; einer Nitrilgruppe; einer Nitrogruppe; einer Hydro-
 xygruppe; einer substituierten oder unsubstituierten Alkylgruppe; einer substituierten oder unsubstituierten Cy-
 cloalkylgruppe; einer substituierten oder unsubstituierten Alkoxygruppe; einer substituierten oder unsubstitu-
 ierten Aryloxygruppe; einer substituierten oder unsubstituierten Alkylthioxygruppe; einer substituierten oder
 unsubstituierten Arylthioxygruppe; einer substituierten oder unsubstituierten Alkylsulfoxygruppe; einer substi-
 tuierten oder unsubstituierten Arylsulfoxygruppe; einer substituierten oder unsubstituierten Alkenylgruppe; einer
 substituierten oder unsubstituierten Silylgruppe; einer substituierten oder unsubstituierten Borgruppe; einer
 substituierten oder unsubstituierten Alkylamingruppe; einer substituierten oder unsubstituierten Aralkylamin-
 gruppe; einer substituierten oder unsubstituierten Arylamingruppe; einer substituierten oder unsubstituierten
 Heteroarylamingruppe; einer substituierten oder unsubstituierten Arylgruppe; einer substituierten oder unsub-
 stituierten Fluorenylgruppe; einer substituierten oder unsubstituierten Carbazolgruppe; einer substituierten oder

unsubstituierten heterocyclischen Gruppe, einschliesslich einem oder mehreren N-, O- und S-Atom(en), oder -N (L) (Y); -CO-N (L) (Y); und -COO-L ausgewählt sind,

L und Y gleich oder voneinander verschieden sind und jeweils unabhängig aus der Gruppe bestehend aus Wasserstoff, einer Halogengruppe, einer Alkylgruppe, einer Alkoxygruppe, einer substituierten oder unsubstituierten Arylgruppe, einer substituierten oder unsubstituierten Arylalkylgruppe, einer substituierten oder unsubstituierten Arylalkenylgruppe, einer substituierten oder unsubstituierten heterocyclischen Gruppe, einer substituierten oder unsubstituierten Carbazolylgruppe, einer substituierten oder unsubstituierten Fluorenylgruppe, einer Nitrilgruppe und einer Acetylgruppe ausgewählt sind.

2. Verbindung gemäss Anspruch 1, worin Ar_1 aus der Gruppe bestehend aus einer Arylgruppe, unsubstituiert oder substituiert mit einer oder mehreren Substituentengruppe(n), ausgewählt aus der Gruppe bestehend aus einer Halogengruppe, einer Alkylgruppe, einer Alkenylgruppe, einer Alkoxygruppe, einer Arylamingruppe, einer Arylgruppe, einer Arylalkylgruppe, einer Arylalkenylgruppe, einer heterocyclischen Gruppe, einer Carbazolylgruppe, einer Fluorenylgruppe und einer Nitrilgruppe; und einer heterocyclischen Gruppe ausgewählt ist, die unsubstituiert oder mit einer oder mehreren Substituentengruppen, ausgewählt aus der Gruppe bestehend aus einer Halogengruppe, einer Alkylgruppe, einer Alkenylgruppe, einer Alkoxygruppe, einer Arylamingruppe, einer Arylgruppe, einer Arylalkylgruppe, einer Arylalkenylgruppe, einer heterocyclischen Gruppe, einer Carbazolylgruppe, einer Fluorenylgruppe und einer Nitrilgruppe, substituiert ist und O, N oder S als Heteroatom einschliesst.

3. Verbindung gemäss Anspruch 1, worin A und B in Formel 1 gleich oder voneinander verschieden sind und jeweils unabhängig Phenyl, unsubstituiert oder substituiert mit einer oder mehreren Substituentengruppen, ausgewählt aus der Gruppe bestehend aus schwerem Wasserstoff, einer Halogengruppe, einer substituierten oder unsubstituierten Alkylgruppe, einer substituierten oder unsubstituierten Alkenylgruppe, einer substituierten oder unsubstituierten Alkoxygruppe, einer substituierten oder unsubstituierten Silylgruppe, einer substituierten oder unsubstituierten Arylalkenylgruppe, einer substituierten oder unsubstituierten Arylgruppe, einer substituierten oder unsubstituierten Heteroarylgruppe, einer substituierten oder unsubstituierten Carbazolgruppe, einer substituierten oder unsubstituierten Arylamingruppe, einer substituierten oder unsubstituierten Fluorenylgruppe und einer Nitrilgruppe; oder Naphthalin, unsubstituiert oder substituiert mit einer oder mehreren Substituentengruppen, ausgewählt aus der Gruppe bestehend aus schwerem Wasserstoff, einer Halogengruppe, einer substituierten oder unsubstituierten Alkylgruppe, einer substituierten oder unsubstituierten Alkenylgruppe, einer substituierten oder unsubstituierten Alkoxygruppe, einer substituierten oder unsubstituierten Silylgruppe, einer substituierten oder unsubstituierten Arylalkenylgruppe, einer substituierten oder unsubstituierten Arylgruppe, einer substituierten oder unsubstituierten Heteroarylgruppe, einer substituierten oder unsubstituierten Carbazolgruppe, einer substituierten oder unsubstituierten Arylamingruppe, einer substituierten oder unsubstituierten Fluorenylgruppe und einer Nitrilgruppe, sind.

4. Verbindung gemäss Anspruch 1, worin A und B in Formel 1 gleich oder voneinander verschieden sind und jeweils unabhängig Phenyl, unsubstituiert oder substituiert mit einer Alkylgruppe, unsubstituiert oder substituiert mit einer oder mehreren Substituentengruppen, ausgewählt aus der Gruppe bestehend aus einer Halogengruppe, einer Alkylgruppe, einer Alkenylgruppe, einer Alkoxygruppe, einer Arylamingruppe, einer Arylgruppe, einer Arylalkylgruppe, einer Arylalkenylgruppe, einer heterocyclischen Gruppe, einer Carbazolylgruppe, einer Fluorenylgruppe und einer Nitrilgruppe; oder Naphthalin, unsubstituiert oder substituiert mit einer Alkylgruppe, unsubstituiert oder substituiert mit einer oder mehreren Substituentengruppen, ausgewählt aus der Gruppe bestehend aus einer Halogengruppe, einer Alkylgruppe, einer Alkenylgruppe, einer Alkoxygruppe, einer Arylamingruppe, einer Arylgruppe, einer Arylalkylgruppe, einer Arylalkenylgruppe, einer heterocyclischen Gruppe, einer Carbazolylgruppe, einer Fluorenylgruppe und einer Nitrilgruppe, sind.

5. Verbindung gemäss Anspruch 1, worin R' und R'' in Formel 1 gleich oder voneinander verschieden sind und zumindest eines davon eine Alkylgruppe, unsubstituiert oder substituiert mit einer oder mehreren Substituentengruppe(n), ausgewählt aus der Gruppe bestehend aus einer Halogengruppe, einer Alkylgruppe, einer Alkenylgruppe, einer Alkoxygruppe, einer Arylamingruppe, einer Arylgruppe, einer Arylalkylgruppe, einer Arylalkenylgruppe, einer heterocyclischen Gruppe, einer Carbazolylgruppe, einer Fluorenylgruppe und einer Nitrilgruppe, ist.

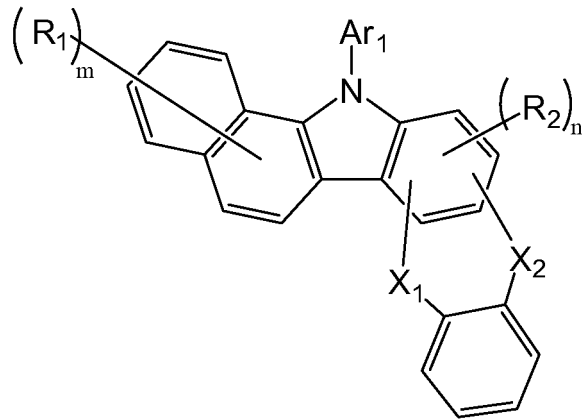
6. Verbindung gemäss Anspruch 1, wobei Formel 1 durch irgendeine der Formeln 2 bis 5 dargestellt ist:

[Formel 2]

5

10

15

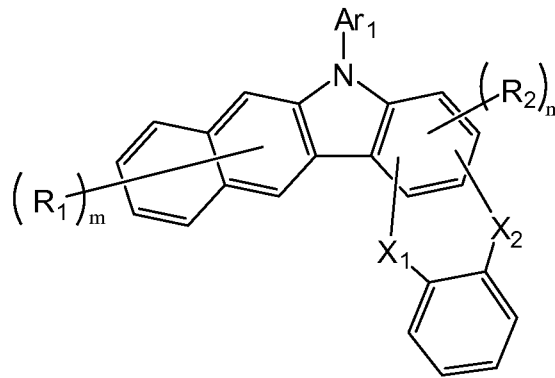


20

[Formel 3]

25

30



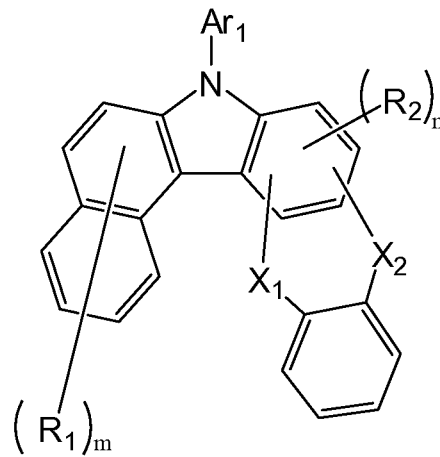
35

[Formel 4]

40

45

50



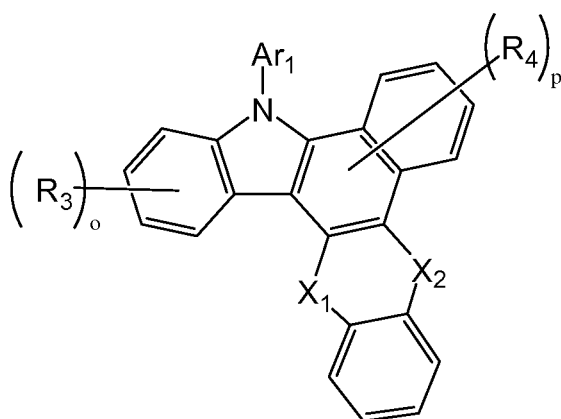
55

[Formel 5]

5

10

15



20

25

worin Ar_1 , X_1 und X_2 die gleichen sind wie in Formel 1 definiert,
 m eine ganze Zahl von 1 bis 6 ist,
 n eine ganze Zahl von 1 bis 2 ist,
 o und p jeweils eine ganze Zahl von 1 bis 4 sind und
 R_1 bis R_4 gleich oder voneinander verschieden sind und jeweils unabhängig Wasserstoff, schwerer Wasserstoff,
 eine Halogengruppe, eine substituierte oder unsubstituierte Alkylgruppe, eine substituierte oder unsubstituierte
 Alkenylgruppe, eine substituierte oder unsubstituierte Alkoxygruppe, eine substituierte oder unsubstituierte
 Silylgruppe, eine substituierte oder unsubstituierte Arylalkenylgruppe, eine substituierte oder unsubstituierte
 Arylgruppe, eine substituierte oder unsubstituierte heterocyclische Gruppe, eine substituierte oder unsubstitu-
 ierte Carbazolgruppe, eine substituierte oder unsubstituierte Arylamingruppe, eine substituierte oder unsubsti-
 tuierte Fluorenylgruppe oder eine Nitrilgruppe sind.

30

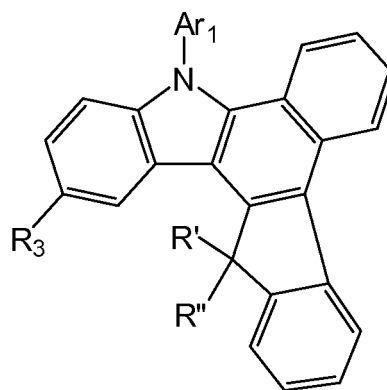
7. Verbindung gemäss Anspruch 1, wobei Formel 1 durch irgendeine der Formeln 1-6 bis 1-10 darstellt ist:

[Formel 1-6]

35

40

45



50

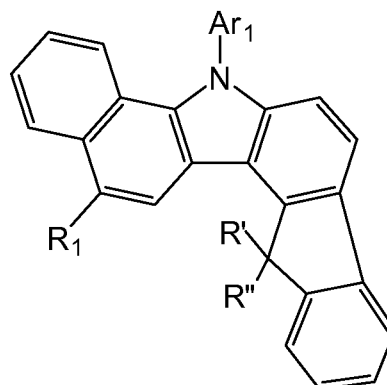
55

[Formel 1-7]

5

10

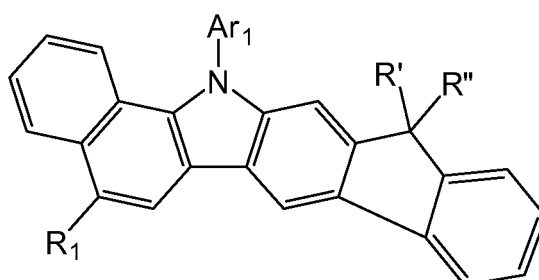
15



[Formel 1-8]

20

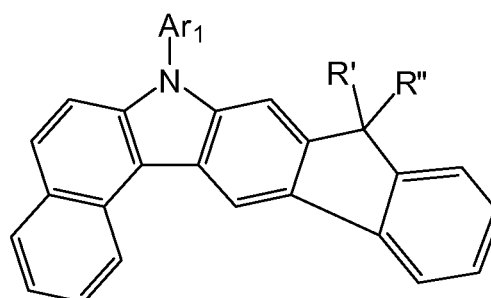
25



[Formel 1-9]

30

35

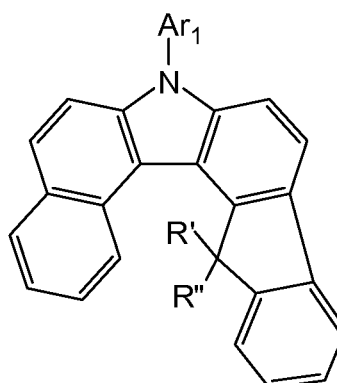


40

[Formel 1-10]

45

50



55

worin Ar_1 , R' und R'' die gleichen sind wie in Formel 1 definiert und R_1 und R_3 gleich oder voneinander verschieden sind und jeweils unabhängig Wasserstoff, schwerer Wasserstoff, eine Halogengruppe, eine substituierte oder unsubstituierte Alkylgruppe, eine substituierte oder unsubstituierte Alkenylgruppe, eine substituierte oder unsubstituierte Alkoxygruppe, eine substituierte oder unsubstituierte


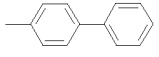
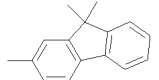
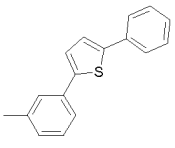
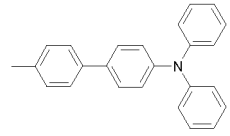
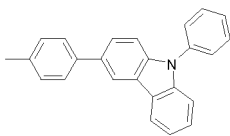
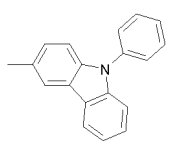
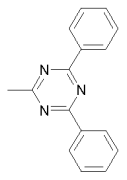
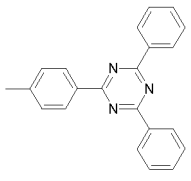
Silylgruppe, eine substituierte oder unsubstituierte Arylalkenylgruppe, eine substituierte oder unsubstituierte Arylgruppe, eine substituierte oder unsubstituierte heterocyclische Gruppe, eine substituierte oder unsubstituierte Carbazolgruppe, eine substituierte oder unsubstituierte Arylamingruppe, eine substituierte oder unsubstituierte Fluorenylgruppe oder eine Nitrilgruppe sind.

5

8. Verbindung gemäss Anspruch 7, wobei die durch irgendeine der Formeln 1-6 bis 1-8 dargestellte Verbindung irgendeine der Substituentengruppen C-1 bis C-32 der nachstehenden Tabelle 3 aufweist:

10

TABELLE 3

	R'	R''	R ₁ oder R ₃	Ar ₁
C-1	-CH ₃	-CH ₃	-H	
C-2	-CH ₃	-CH ₃	-H	
C-3	-CH ₃	-CH ₃	-H	
C-4	-CH ₃	-CH ₃	-H	
C-5	-CH ₃	-CH ₃	-H	
C-6	-CH ₃	-CH ₃	-H	
C-7	-CH ₃	-CH ₃	-H	
C-8	-CH ₃	-CH ₃	-H	
C-9	-CH ₃	-CH ₃	-H	

55

EP 2 725 080 B1

(fortgesetzt)

	R'	R''	R ₁ oder R ₃	Ar ₁
5 C-10	-CH ₃	-CH ₃	-H	
10 C-11	-CH ₃	-CH ₃	-H	
15 C-12	-CH ₃	-CH ₃		
20 C-13	-CH ₃	-CH ₃		
25 C-14	-CH ₃	-CH ₃		
30 C-15	-CH ₃	-CH ₃		
35 C-16	-CH ₃	-CH ₃		
40 C-17			-H	
45 C-18			-H	
50 C-19			-H	
55 C-20			-H	

EP 2 725 080 B1

(fortgesetzt)

5

10

15

20

25

30



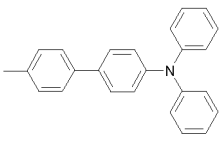


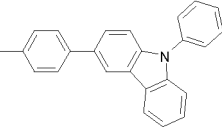


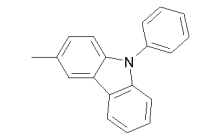


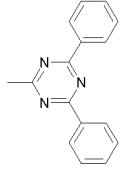


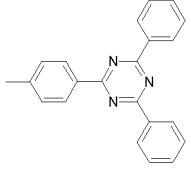


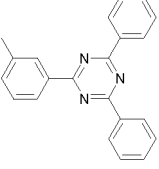


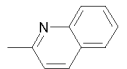


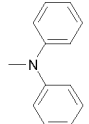



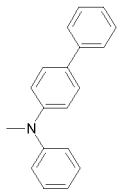



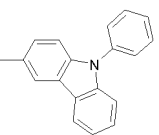

35

40



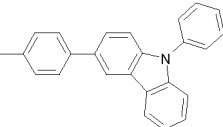



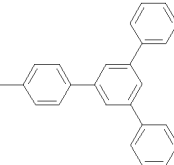

45

50

55


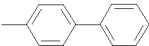
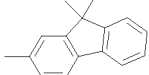
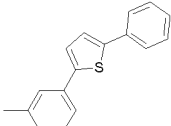
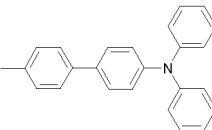
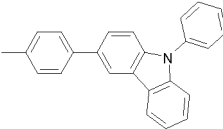
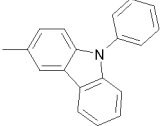
	R'	R''	R ₁ oder R ₃	Ar ₁
C-21			-H	
C-22			-H	
C-23			-H	
C-24			-H	
C-25			-H	
C-26			-H	
C-27			-H	
C-28				
C-29				
C-30				

(fortgesetzt)

	R'	R''	R ₁ oder R ₃	Ar ₁
5 C-31				
10 C-32				
15				

9. Verbindung gemäss Anspruch 7, wobei die durch irgendeine der Formeln 1-9 bis 1-10 dargestellte Verbindung irgendeine der Substituentengruppen D-1 bis D-22 der nachstehenden Tabelle 4 aufweist:

TABELLE 4

	R'	R''	Ar ₁
25 D-1	-CH ₃	-CH ₃	
D-2	-CH ₃	-CH ₃	
30 D-3	-CH ₃	-CH ₃	
35 D-4	-CH ₃	-CH ₃	
40 D-5	-CH ₃	-CH ₃	
45 D-6	-CH ₃	-CH ₃	
50 D-7	-CH ₃	-CH ₃	

(fortgesetzt)

5

10

15

20

25

30

35

40

45

50

55

	R'	R''	Ar ₁
D-8	-CH ₃	-CH ₃	
D-9	-CH ₃	-CH ₃	
D-10	-CH ₃	-CH ₃	
D-11	-CH ₃	-CH ₃	
D-12			
D-13			
D-14			
D-15			
D-16			
D-17			
D-18			

(fortgesetzt)



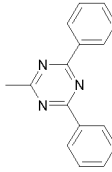


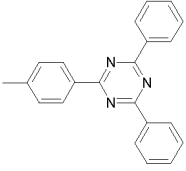


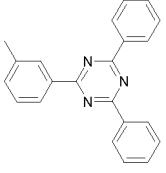


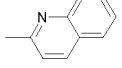
5

10

15

20

25

	R'	R''	Ar ₁
D-19			
D-20			
D-21			
D-22			

10. Organische lichtemittierende Vorrichtung, umfassend:

30

eine erste Elektrode,
 eine zweite Elektrode und
 eine oder mehrere organische Materialschicht(en), die zwischen der ersten Elektrode und der zweiten Elektrode angeordnet ist/sind, wobei eine oder mehrere der organischen Materialschicht(en) eine Verbindung der Formel 1 wie in irgendeinem der vorhergehenden Ansprüche definiert einschliesst(t/en).

35

11. Organische lichtemittierende Vorrichtung gemäss Anspruch 10, wobei die organische Materialschicht zumindest eine Schicht aus einer Elektroneninjectionsschicht und einer Elektronentransportschicht einschliesst und zumindest eine Schicht aus der Elektroneninjectionsschicht und der Elektronentransportschicht eine Verbindung der Formel 1 einschliesst.

40

12. Organische lichtemittierende Vorrichtung gemäss Anspruch 10, wobei die organische Materialschicht eine lichtemittierende Schicht einschliesst und die lichtemittierende Schicht eine Verbindung der Formel 1 als Wirt für die lichtemittierende Schicht einschliesst.

45

13. Organische lichtemittierende Vorrichtung gemäss Anspruch 10, wobei die organische Materialschicht eine oder mehrere Schicht(en) aus einer Lochinjektionsschicht, einer Lochtransportschicht und einer Schicht, die Löcher gleichzeitig injiziert und transportiert, einschliesst und eine der Schichten eine Verbindung der Formel 1 einschliesst.

50

14. Organische lichtemittierende Vorrichtung gemäss Anspruch 10, wobei die organische Materialschicht eine Verbindung der Formel 1 als Wirt und andere organische Verbindungen, Metall oder Metallverbindungen als Dotiermittel einschliesst.

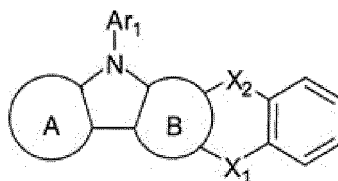
55

15. Organische lichtemittierende Vorrichtung gemäss Anspruch 14, wobei das Dotiermittel ein Iridium-basiertes (Ir) phosphoreszierendes Dotiermittel einschliesst.

Revendications

1. Composé représenté par la formule 1 suivante :

[Formule 1]



dans laquelle

A et B sont identiques ou différents l'un de l'autre, et chaque phényle indépendamment substitué ou non substitué ou chaque naphthalène indépendamment substitué ou non substitué, au moins l'un parmi A et B est substitué ou non substitué,

Ar₁ est un groupe aryle substitué ou non substitué ou un groupe hétérocyclique substitué ou non substitué,

l'un parmi X₁ et X₂ est CR'R'' et l'autre est une liaison directe,

R' et R'' sont identiques ou différents l'un de l'autre, et chacun est indépendamment choisi dans le groupe consistant en un hydrogène, un hydrogène lourd, un groupe halogène, un groupe nitrile, un groupe nitro, un groupe hydroxy, un groupe alkyle substitué ou non substitué, un groupe cycloalkyle substitué ou non substitué, un groupe alcoxy substitué ou non substitué, un groupe aryloxy substitué ou non substitué, un groupe alkylthioxy substitué ou non substitué, un groupe arylthioxy substitué ou non substitué, un groupe alkylsulfoxy substitué ou non substitué, un groupe arylsulfoxy substitué ou non substitué, un groupe alcényle substitué ou non substitué, un groupe silyle substitué ou non substitué, un groupe bore substitué ou non substitué, un groupe alkylamine substitué ou non substitué, un groupe aralkylamine substitué ou non substitué, un groupe arylamine substitué ou non substitué, un groupe hétéroarylamine substitué ou non substitué, un groupe aryle substitué ou non substitué, un groupe fluorényle substitué ou non substitué, un groupe carbazole substitué ou non substitué, un groupe hétérocyclique substitué ou non substitué comprenant un ou plusieurs des atomes de N, O et S, ou -N(L)(Y), -CO-N(L)(Y) et -COO-L,

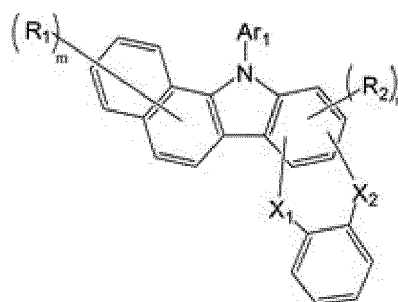
L et Y sont identiques ou différents l'un de l'autre, et chacun est indépendamment choisi dans le groupe consistant en un hydrogène, un groupe halogène, un groupe alkyle, un groupe alcoxy, un groupe aryle substitué ou non substitué, un groupe arylalkyle substitué ou non substitué, un groupe arylalcényle substitué ou non substitué, un groupe hétérocyclique substitué ou non substitué, un groupe carbazolyle substitué ou non substitué, un groupe fluorényle substitué ou non substitué, un groupe nitrile et un groupe acétyle.

2. Composé selon la revendication 1, dans lequel Ar₁ est choisi dans le groupe constitué par un groupe aryle substitué ou non substitué par un ou plusieurs groupes substituants choisis dans le groupe constitué par un groupe halogène, un groupe alkyle, un groupe alcényle, un groupe alcoxy, un groupe arylamine, un groupe aryle, un groupe arylalkyle, un groupe arylalcényle, un groupe hétérocyclique, un groupe carbazolyle, un groupe fluorényle et un groupe nitrile ; et un groupe hétérocyclique qui est substitué ou non substitué par un ou plusieurs groupes substituants choisis dans le groupe constitué par un groupe halogène, un groupe alkyle, un groupe alcényle, un groupe alcoxy, un groupe arylamine, un groupe aryle, un groupe arylalkyle, un groupe arylalcényle, un groupe hétérocyclique, un groupe carbazolyle, un groupe fluorényle et un groupe nitrile et comprend O, N or S comme hétéroatome.
3. Composé selon la revendication 1, dans lequel A et B de la Formule 1 sont identiques ou différents l'un de l'autre, et chacun est indépendamment un phényle substitué ou non substitué par un ou plusieurs groupes substituants choisis dans le groupe consistant en un hydrogène lourd, un groupe halogène., un groupe alkyle substitué ou non substitué, un groupe alcényle substitué ou non substitué, un groupe alcoxy substitué ou non substitué, un groupe silyle substitué ou non substitué, un groupe arylalcényle substitué ou non substitué, un groupe aryle substitué ou non substitué, un groupe hétéroaryle substitué ou non substitué, un groupe carbazole substitué ou non substitué, un groupe arylamine substitué ou non substitué, un groupe fluorényle substitué ou non substitué et un groupe nitrile ; ou un naphthalène substitué ou non substitué par un ou plusieurs groupes substituants choisis dans le groupe constitué par un hydrogène lourd, un groupe halogène, un groupe alkyle substitué ou non substitué, un groupe alcényle substitué ou non substitué, un groupe alcoxy substitué ou non substitué, un groupe silyle substitué ou non substitué, un groupe arylalcényle substitué ou non substitué, un groupe aryle substitué ou non substitué, un groupe

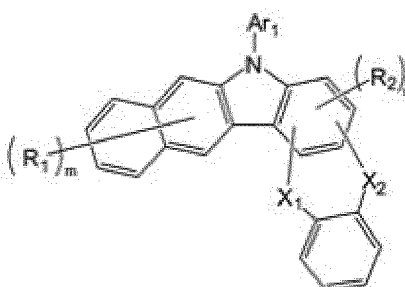
hétéroaryle substitué ou non substitué, un groupe carbazole substitué ou non substitué, un groupe arylamine substitué ou non substitué, un groupe fluorényle substitué ou non substitué et un groupe nitrile.

- 5 4. Composé selon la revendication 1, dans lequel A et B de la Formule 1 sont identiques ou différents l'un de l'autre, et chacun est indépendamment un phényle substitué ou non substitué par un groupe alkyle substitué ou non substitué par un ou plusieurs groupes substituants choisis dans le groupe constitué d'un groupe halogène, d'un groupe alkyle, d'un groupe alcényle, d'un groupe alcoxy, d'un groupe arylamine, d'un groupe aryle, d'un groupe arylalkyle, d'un groupe arylalcényle, d'un groupe hétérocyclique, d'un groupe carbazolyle, d'un groupe fluorényle et d'un groupe nitrile ; ou un naphthalène substitué ou non substitué par un groupe alkyle substitué ou non substitué par un ou plusieurs groupes substituants choisis dans le groupe constitué par un groupe halogène, un groupe alkyle, un groupe alcényle, un groupe alcoxy, un groupe arylamine, un groupe aryle, un groupe arylalkyle, un groupe arylalcényle, un groupe hétérocyclique, un groupe carbazolyle, un groupe fluorényle et un groupe nitrile.
- 10
- 15 5. Composé selon la revendication 1, dans lequel R' et R'' de la Formule 1 sont identiques ou différents l'un de l'autre, et au moins un de ceux-ci est un groupe alkyle substitué ou non substitué par un ou plusieurs groupes substituants choisis dans le groupe constitué d'un groupe halogène, d'un groupe alkyle, d'un groupe alcényle, d'un groupe alcoxy, d'un groupe arylamine, d'un groupe aryle, d'un groupe arylalkyle, d'un groupe arylalcényle, d'un groupe hétérocyclique, d'un groupe carbazolyle, d'un groupe fluorényle et d'un groupe nitrile.
- 20 6. Composé selon la revendication 1, dans lequel la formule 1 est représentée par l'une quelconque des formules 2 à 5 :

[Formule 2]



[Formule 3]



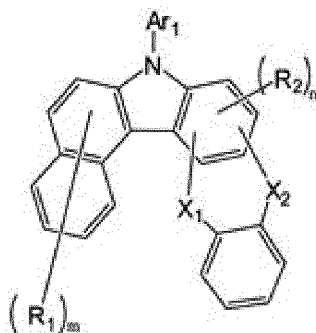
50

55

[Formule 4]

5

10

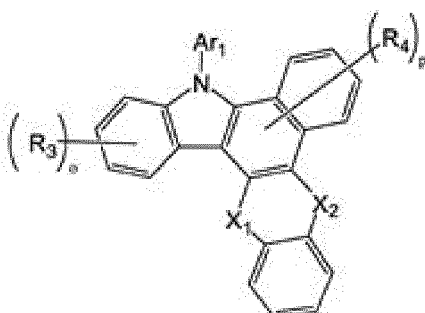


15

[Formule 5]

20

25



dans lesquelles Ar₁, X₁ et X₂ sont identiques aux définitions de la Formule 1,

m est un nombre entier de 1 à 6,

30

n est un nombre entier de 1 à 2,

o et p sont chacun un nombre entier de 1 à 4, et

R₁ à R₄ sont identiques ou différents les uns des autres, et chacun est indépendamment un hydrogène, un hydrogène lourd, un groupe halogène, un groupe alkyle substitué ou non substitué, un groupe alcényle substitué ou non substitué, un groupe alcoxy substitué ou non substitué, un groupe silyle substitué ou non substitué, un groupe arylalcényle substitué ou non substitué, un groupe aryle substitué ou non substitué, un groupe hétérocyclique substitué ou non substitué, un groupe carbazole substitué ou non substitué, un groupe arylamine substitué ou non substitué, un groupe fluorényle substitué ou non substitué ou un groupe nitrile.

35

7. Composé selon la revendication 1, dans lequel la Formule 1 est représentée par l'une quelconque des formules 1-6 à 1-10 :

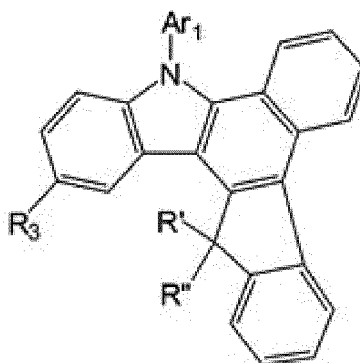
40

[Formule 1-6]

45

50

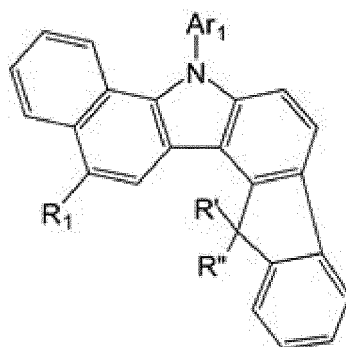
55



[Formule 1-7]

5

10

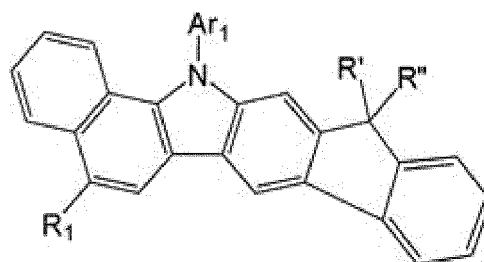


15

[Formule 1-8]

20

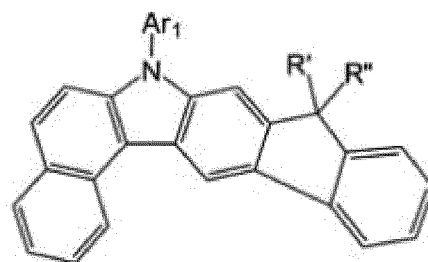
25



30

35

[Formule 1-9]

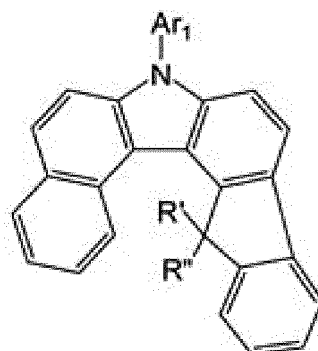


40

45

50

[Formule 1-10]



55

dans lesquelles Ar_1 , R' et R'' sont identiques aux définitions de la Formule 1; et R_1 et R_3 sont identiques ou différents l'un de l'autre, et chacun est indépendamment un hydrogène, un hydrogène lourd, un groupe halogène, un groupe alkyle substitué ou non substitué, un groupe alcényle substitué ou non substitué, un groupe alcoxy substitué ou non substitué, un groupe silyle substitué ou non substitué, un groupe arylalcényle substitué ou non substitué, un groupe aryle substitué ou non substitué, un groupe hétérocyclique

EP 2 725 080 B1

substitué ou non substitué, un groupe carbazole substitué ou non substitué, un groupe arylamine substitué ou non substitué, un groupe fluorényle substitué ou non substitué ou un groupe nitrile.

8. Composé selon la revendication 7, dans lequel le composé représenté par l'une quelconque des Formules 1-6 à 1-8 possède un groupe substituant de l'un quelconque de C-1 à C-32 du Tableau 3 suivant :

5

10

15

20

25

30

35

40

45

50

55

	R'	R''	R ₁ or R ₃	Ar ₁
C-1	-CH ₃	-CH ₃	-H	
C-2	-CH ₃	-CH ₃	-H	
C-3	-CH ₃	-CH ₃	-H	
C-4	-CH ₃	-CH ₃	-H	
C-5	-CH ₃	-CH ₃	-H	
C-6	-CH ₃	-CH ₃	-H	
C-7	-CH ₃	-CH ₃	-H	
C-8	-CH ₃	-CH ₃	-H	
C-9	-CH ₃	-CH ₃	-H	
C-10	-CH ₃	-CH ₃	-H	
C-11	-CH ₃	-CH ₃	-H	

EP 2 725 080 B1

(suite)

5
10
15
20
25
30
35
40
45
50
55

	R'	R''	R ₁ or R ₃	Ar ₁
C-12	-CH ₃	-CH ₃		
C-13	-CH ₃	-CH ₃		
C-14	-CH ₃	-CH ₃		
C-15	-CH ₃	-CH ₃		
C-16	-CH ₃	-CH ₃		
C-17			-H	
C-18			-H	
C-19			-H	
C-20			-H	
C-21			-H	
C-22			-H	
C-23			-H	

(suite)

5

	R'	R''	R ₁ or R ₃	Ar ₁
C-24			-H	
C-25			-H	
C-26			-H	
C-27			-H	
C-28				
C-29				
C-30				
C-31				
C-32				

10

15

20

25

30

35

40

45

50

9. Composé selon la revendication 7, dans lequel le composé représenté par l'une quelconque des Formules 1-9 et 1-10 possède un groupe substituant de l'un quelconque de D-1 à D-22 du Tableau 4 suivant :

55

	R'	R''	Ar ₁
D-1	-CH ₃	-CH ₃	

(suite)

5

10

15

20

25

30


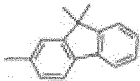
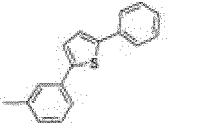
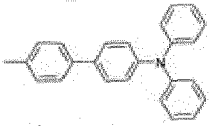
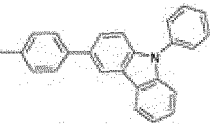
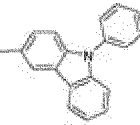
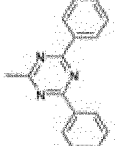
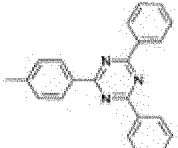
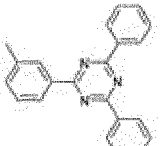







35

40



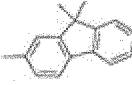


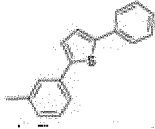


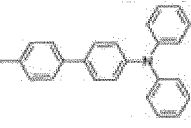


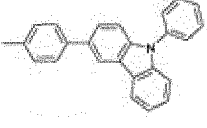


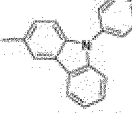





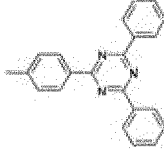


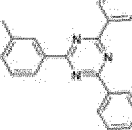


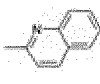
45

50

55

	R'	R''	Ar ₁
D-2	-CH ₃	-CH ₃	
D-3	-CH ₃	-CH ₃	
D-4	-CH ₃	-CH ₃	
D-5	-CH ₃	-CH ₃	
D-6	-CH ₃	-CH ₃	
D-7	-CH ₃	-CH ₃	
D-8	-CH ₃	-CH ₃	
D-9	-CH ₃	-CH ₃	
D-10	-CH ₃	-CH ₃	
D-11	-CH ₃	-CH ₃	
D-12			
D-13			

(suite)

	R'	R''	Ar ₁	
5	D-14			
10	D-15			
15	D-16			
20	D-17			
25	D-18			
30	D-19			
35	D-20			
40	D-21			
45	D-22			

50 **10.** Dispositif d'émission de lumière organique comprenant :

une première électrode,
une seconde électrode ; et

une ou plusieurs couches de matériau organique interposées entre la première électrode et la seconde électrode,
dans lequel une ou plusieurs couches parmi les couches de matériau organique comprend/comprennent le
55 composé de Formule 1 tel que défini dans l'une quelconque des revendications précédentes.

11. Dispositif d'émission de lumière organique selon la revendication 10, dans lequel la couche de matériau organique

EP 2 725 080 B1

comprend au moins une couche parmi une couche d'injection d'électrons et une couche de transport d'électrons, et au moins une couche parmi la couche d'injection d'électrons et la couche de transport d'électrons comprend le composé de Formule 1.

- 5
- 12.** Dispositif d'émission de lumière organique selon la revendication 10, dans lequel la couche de matériau organique comprend une couche d'émission de lumière, et la couche d'émission de lumière comprend le composé de Formule 1 en tant qu'hôte de la couche d'émission de lumière.
- 10
- 13.** Dispositif d'émission de lumière organique selon la revendication 10, dans lequel la couche de matériau organique comprend une ou plusieurs couches parmi une couche d'injection de trous, une couche de transport de trous et une couche d'injection et de transport de trous simultanément, et une couche parmi les couches comprend le composé de Formule 1.
- 15
- 14.** Dispositif d'émission de lumière organique selon la revendication 10, dans lequel la couche de matériau organique comprend le composé représenté par la Formule 1 en tant qu'hôte et d'autres composés organiques, un métal ou des composés métalliques en tant que dopant.
- 20
- 15.** Dispositif d'émission de lumière organique selon la revendication 14, dans lequel le dopant comprend un dopant phosphorescent à base d'iridium (Ir).

20

25

30

35

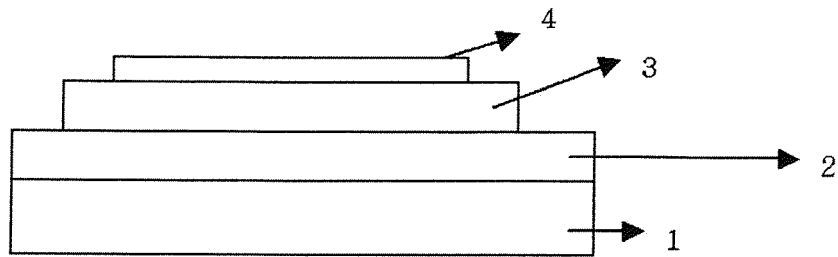
40

45

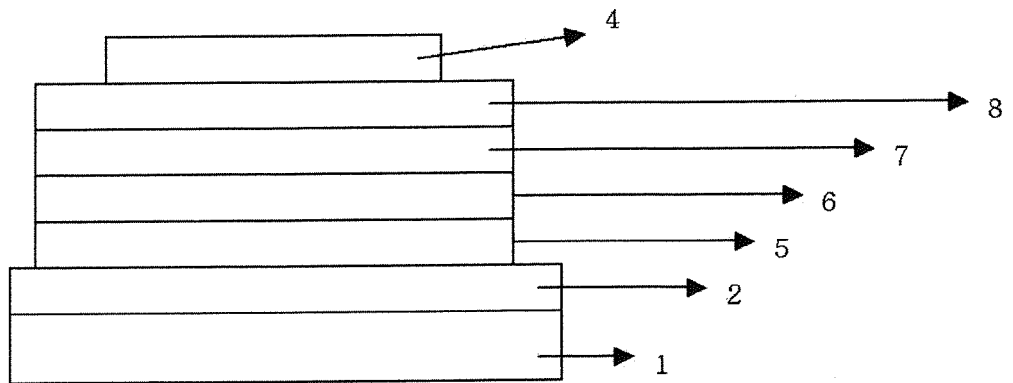
50

55

[Figure 1]



[Figure 2]



REFERENCES CITED IN THE DESCRIPTION

This list of references cited by the applicant is for the reader's convenience only. It does not form part of the European patent document. Even though great care has been taken in compiling the references, errors or omissions cannot be excluded and the EPO disclaims all liability in this regard.

Patent documents cited in the description

- KR 20060023046 [0009]
- WO 2011000455 A [0010]

Non-patent literature cited in the description

- CHEMICAL ABSTRACTS, 239-01-0 [0124]
- CHEMICAL ABSTRACTS, 221352-10-9 [0125]

专利名称(译)	新型化合物和使用它的有机发光器件		
公开(公告)号	EP2725080B1	公开(公告)日	2018-01-24
申请号	EP2012804493	申请日	2012-06-20
[标]申请(专利权)人(译)	乐金化学股份有限公司		
申请(专利权)人(译)	LG化学有限公司.		
当前申请(专利权)人(译)	LG化学有限公司.		
[标]发明人	HONG SUNG KIL KIM YUN HWAN HUH KWON JUNGOH CHO SEONGMI KIM SEONG SO CHA YONGBUM		
发明人	HONG, SUNG KIL KIM, YUN HWAN HUH KWON, JUNGOH CHO, SEONGMI KIM, SEONG SO CHA, YONGBUM		
IPC分类号	C09K11/06 H01L51/50		
CPC分类号	H01L51/0061 C09K11/06 C09K2211/1007 C09K2211/1011 C09K2211/1029 C09K2211/1044 C09K2211/1059 C09K2211/1092 H01L51/0051 H01L51/0052 H01L51/0059 H01L51/0072 H01L51/0085 H01L51/5016 H01L51/5056 H01L51/5072		
优先权	1020110062395 2011-06-27 KR		
其他公开文献	EP2725080A4 EP2725080A2		
外部链接	Espacenet		

摘要(译)

本发明提供一种能够大大提高有机发光器件的寿命，效率，电化学稳定性和热稳定性的新型化合物，以及其中该化合物包含在有机化合物层中的有机发光器件。

[Formula 1]

