

(19)  
(12)

(KR)  
(B1)

(51) 。 Int. Cl.<sup>7</sup>  
G02F 1/136

(45)  
(11)  
(24)

2004 03 09  
10-0421613  
2004 02 24

(21) 10-2001-0024665  
(22) 2001 05 07

(65)  
(43)

10-2002-0085261  
2002 11 16

(73) . 20

(72) 301-1601

308-3 3-202

(74)

:

(54)

2 2 가 , 1 1' 2 1

6

1  
2a 1 , A-A'  
2b 2a , ITO  
3 1 , A-A'  
4 H  
5 1 , ITO  
6

7 6 , A-A' .  
 \* \*  
 1: 2:  
 3: 4:  
 5: 6:  
 7: 8:ITO Mo: 1 Cr: 2

가 ITO  
 ITO  
 가 ITO  
 1 (1) (2) ; (2) (1) (3) ; (4) ; (4) (7)  
 (2) (5) (6) ; (6) ITO (8)  
 ; (7)  
 , (1) (1)  
 (2) (3) (3)  
 , (4) (4)  
 , (5) (6) (5) (6) (4) (4)  
 )  
 , BCB Acryl (7)  
 , (6) (7) ITO (8) (7)  
 (6)  
 2a 1 (5) (6) (7) ( :Mo) (1)  
 ) (6) (7) (3) , A-A' (3) Mo , (6) (7) , (7)  
 Mo (6) BCB Acryl (7) (7)  
 , (7) 1.3μm (7)  
 2b 1.0μm 2a , ITO (8) , A-A'  
 , (7) (7)  
 (7) (7) ITO Mo (6) , ITO  
 (8) , ITO (8) Mo (6)  
 3 1 (5) (6) (7) ( :Cr)  
 A-A' (3) Cr , (6) (1) (3) ,

(6) (6) ITO (8) (7) (7)  
 (6) Cr (6) Cr (6) (7)  
 , ITO (8) Cr (6) 가 , 가  
 ITO (8) ITO 가 4  
 , ITO (8, In<sub>2</sub>O<sub>3</sub>) H가 , H가  
 Cr (6) ITO (8) 가  
 (IDEAL) , (RE  
 AL)

BCB Acryl Cr , ITO  
 , Cr 가

가 1 1 ;  
 2 ;  
 ; 2 ; 1  
 ;  
 1 1 ; 2 가  
 1 ;  
 1 ; 2 ;  
 1 ; 2 ; ITO  
 1 ; 1

6 (2) ; (2) (1) (1) (3) ;  
 (2) (4) ; (3) (4) ; 1  
 (Mo) (4) 1 (Mo) , ITO (8) 가 (Cr) (7) 2 (5) (Cr)  
 (6) ; (Mo) (7) ; ITO (8) (7) ; (7) ; (7) 2 (Cr)  
 1 (Mo) ITO (8) ;  
 (1) ; (1)  
 (2) ; (3) (3)  
 ; (2) (3)  
 ; (4) Mo 1 (Mo) Cr 2 (Cr) (5) (6)  
 ; (4) (4) (5) (6)  
 ; (5) 1 (Mo) Mo Ti (4)

BCB (6) Acryl (Cr) (7) (Cr) 2

(Mo) 1 (7) ITO (8) (7)

(6) 1 (Mo) Mo H가 ITO (8) H (8)

ITO (8) 4 가 Mo 1 (Mo) ITO (8) Mo (8)

Ti 가 Ti H가 ITO (8) H 1 (Mo) Mo 4

(8) Cr 2 가 (Cr) ITO (8) Cr ITO (7)

2 (Cr) 50~200 CF<sub>4</sub>/O<sub>2</sub>/Cl<sub>2</sub> 가 100 Cr, Ar/O<sub>2</sub>

가 (REVERSE SPUTTERING)

Ti 가 Cr 2 (Cr) Mo( 700~3000 Mo(

1 (Mo) 가 (6) 가

1 (Mo) ITO (8) 1000~2000

7 6 , A-A' (1) (3)

Cr 2 (3) Mo( Ti) 1 (Mo) 1 (Mo) (3)

(7) 1 (Mo) (7) 1 (Mo)

(6) ITO (7) (8) (6) 2 (Cr) (7)

(6) ITO (8) (6) 1 (Mo)

1 , 2 2 ,

가 .

(57)

1.

; ; 가 1 1

2

2 ; ITO 1

2.

1 , 1 Mo Ti

3.

1 2 , 1 700~3000

4.

1 , 2 Cr

5.

1 4 , 2 50~200

6.

; ; ; 가 1 1 ; 2 ; ; 1 , ; 2

7.

8.

6 , 1 Mo Ti , 2 Cr

9.

8 , 1 700~3000 , 2 50~200

10.

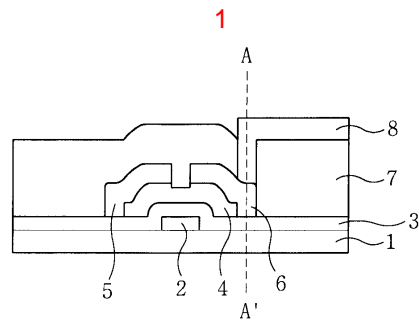
1 2 , 1 1000~2000

11.

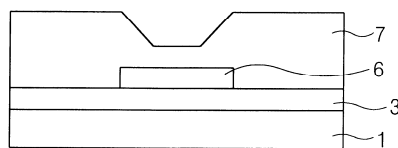
1 4 , 2 100

12.

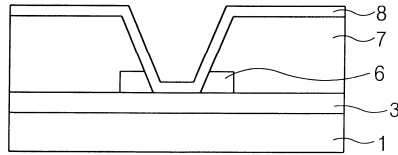
8 , 1 1000~2000 , 2 100



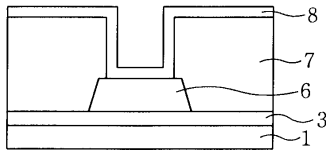
2a



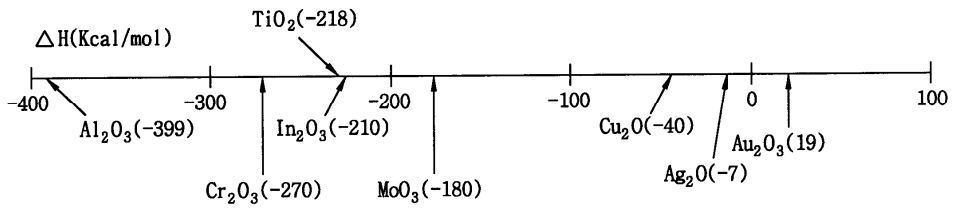
2b



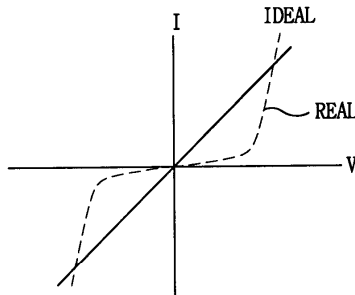
3



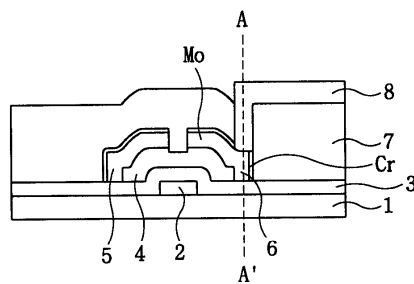
4



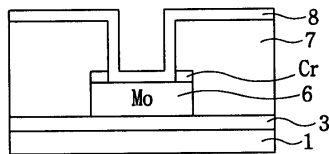
5



6



7



专利名称(译)	薄膜晶体管液晶显示元件及其制造方法		
公开(公告)号	<a href="#">KR100421613B1</a>	公开(公告)日	2004-03-09
申请号	KR1020010024665	申请日	2001-05-07
[标]申请(专利权)人(译)	乐金显示有限公司		
申请(专利权)人(译)	LG显示器有限公司		
当前申请(专利权)人(译)	LG显示器有限公司		
[标]发明人	HWANG KWANGJO 황광조 SEO HYUNSIK 서현식		
发明人	황광조 서현식		
IPC分类号	G02F1/136		
代理人(译)	PARK , JANG WON		
其他公开文献	KR1020020085261A		
外部链接	<a href="#">Espacenet</a>		

摘要(译)

本发明涉及一种薄膜晶体管液晶显示装置的制造方法，其中薄膜晶体管的源极和漏极具有与像素电极材料相比具有相似或低氧化度的第一金属层，并且，通过设置在钝化层和第二金属层中的接触孔使像素电极与第一金属层接触，使得薄膜晶体管的漏极和钝化层的粘附性能优异，可以减小与电极的接触电阻。 6

